



# 17th IHF Men's Club World Championship 2024



Final Round, Semifinals

Match Team Statistics  
Match No. 13

**FC Barcelona 34 - 39 Veszprem HC**  
(13 - 15) (16 - 14) (OT1: 5 - 10)

1.10.2024. 17:00  
Attendance: 500  
New Capital Sports Hall

Referees: Gjorgji Nachevski (MKD) / Slave Nikolov (MKD)

## FC Barcelona

Players		Goals / shots									Attack					Def.			Penalties			TP			
#	Surname and name	S	Tot.	%	9m	6m	Wing	7m	FB	Brk.	LD	As.	PC	E7	E2	TF	St.	C7	Bik	YC	2m		R	B	
1	PEREZ DE VARGAS MORENO Gonzalo	S																							18:06
9	CARLSBOGARD Jonathan	S	2/5	40	1/3	1/1				0/1			1		1	1	1	1							40:31
10	MEM Dika	S	9/16	56	4/11					5/5		3	1			2									52:49
12	NIELSEN Emil	S										1													50:07
13	ARINO BENGOCHEA Aitor		2/5	40		2/4			0/1					1				1							51:38
18	JANC Blaz		2/2	100					1/1	1/1		3	2	1		2	1								27:19
19	N'GUESSAN Timothy		2/4	50	2/4								1		4		1		1						31:00
20	GOMEZ ABELLO Aleix	S	10/13	77		1/1	5/7	2/3	1/1		1/1		1		1										65:45
22	GONÇALVES DOS SANTOS Thiagus Petrus																		1						37:24
35	MAKUC Domen																								
40	ORTEGA EZCURDIA Manuel																								7:01
44	PALOMINO MORON Juan																								
66	RICHARDSON Melvyn	S	1/3	33	0/2			1/1				1	1		1										13:00
82	DA SOUSA FRADE Luis Diogo	S	3/6	50		3/5					0/1			2				2	1		1				53:24
88	CIKUSA JELICIC Petar		3/6	50	2/4					1/2		4	2			1									29:09
99	RODRIGUEZ MORENO Javier		0/1	0		0/1																	1		12:47
Team / bench																									
UKUPNO			34/61	56	9/24	5/8	7/11	3/4	2/3	7/9	1/2	12	9	4	2	11	2	5	2	1	1	1	0		

Goalkeepers		Saves / shots								
#	Surname and name	Tot.	%	9m	6m	Wing	7m	FB	Brk.	LD
1	PEREZ DE VARGAS MORENO Gonzalo	1/16	6	1/4	0/1	0/3	0/2	0/2	0/4	
12	NIELSEN Emil	12/36	33	4/11	5/11	2/4	0/2		1/8	
TOTAL		13/52	25	5/15	5/12	2/7	0/4	0/2	1/12	0/0

Coach: Antonio Carlos Ortega Perez

Number of attacks: 66, Efficiency: 52%, Average Duration: 30.11 seconds

### Attack by type of defense

	Shots	9m	6m	Wing	TF	E7	E2
On def. 6-0	28/52	9/24	5/8	7/11	11	4	2
Fastbreak	2/3				0	0	0

### Defense by type

	Total	9m	6m	Wing	Stl.	C7	2m
Def. 6-0	26/47	8/18	6/11	4/6	2	5	0
Def. 5-1	3/3	1/1	0/0	0/0	0	0	0
Def. 4-2	1/1	0/0	0/0	0/0	0	0	0
Def. press.	3/3	1/1	1/1	1/1	0	0	0
Fastbreak	2/2				0	0	1

### Attack with superiority / minority / goalkeeper out

	Attack				Reaction		
	Att.	Eff.	Shots	TF	FB	LD	Tot.
7 on 6 (GK out)	2	50%	1/2	0	0/0	0/0	0/0
6 on 6 (GK out)	3	100%	3/3	0	0/0	0/0	0/0
6 on 6	54	46%	25/44	10			
6 on 5	7	71%	5/6	1			

Player superiority / GK out counted at the end of attack (in case it changes during attack)

### Defense with superiority / minority / goalkeeper out

	Attack				Reaction		
	Att.	Eff.	Shots	TF	FB	LD	Tot.
7 on 6 (GK out)	1	0%	0/1	0	0/0	0/0	0/0
6 on 6 (GK out)	4	50%	2/4	0	0/0	1/1	1/1
6 on 6	58	60%	35/46	12			
6 on 5	4	50%	2/4	0			

Numbers show attacking numbers of opponent. Lower efficiency of opponent means better defense of this team

# Jersey number Tot. Total shooting 6m 6m (line) shooting 9m 9m shooting Wng Wing shooting FB Fastbreak sh. 7m 7m penalty sh.  
Brk. Breakthrough sh. LD Long distance sh. As. Assists PC Pass clear chance E7 Earned 7m pen. TF Technical faults St. Steals  
2m 2m punishments C7. Committed 7m E2 Earned 2m pun. YC. Yellow cards R/B Red/Blue cards Blk. Blocks S Starting Line-up



# 17th IHF Men's Club World Championship 2024

Final Round, Semifinals



## Match Team Statistics

Match No. 13

## FC Barcelona 34 - 39 Veszprem HC

(13 - 15) (16 - 14) (OT1: 5 - 10)

1.10.2024. 17:00

Attendance: 500

New Capital Sports Hall

Referees: Gjorgji Nachevski (MKD) / Slave Nikolov (MKD)

### Shot distribution by player

#### 9 J. Carlsbogard

		1/1
1/1		0/1

1 miss. 1 block

#### 10 D. Mem

2/2	2/2	0/1
0/1		
2/2		3/4

1 post 2 miss. 1 block

#### 13 A. Arino Bengoechea

1/1	0/2	
	0/1	1/1

#### 18 B. Janc

1/1		
		1/1

#### 19 T. N'Guessan

0/1	1/2	1/1

#### 20 A. Gomez Abello

1/1	0/1	
	0/2	
7/7	2/2	

#### 22 T. Gonçaves dos Santos


#### 35 D. Makuc


#### 40 M. Ortega Ezcurdia


#### 44 J. Palomino Moron


#### 66 M. Richardson

1/1		

2 post

#### 82 L. Da Sousa Frade

	1/2	
	1/2	1/1

1 miss.

#### 88 P. Cikusa Jelacic

0/1		
1/1		
1/1		1/2

1 miss.

#### 99 J. Rodriguez Moreno

	0/1	

### TOTAL

4/5	3/6	0/1
3/4	0/4	1/1
10/11	5/8	8/11

3 post 5 miss. 2 block

### Saves distribution goalkeepers

#### 1 G. Perez de Vargas Moreno

0/2		
0/1	0/1	
0/4	1/1	0/7

#### 12 E. Nielsen

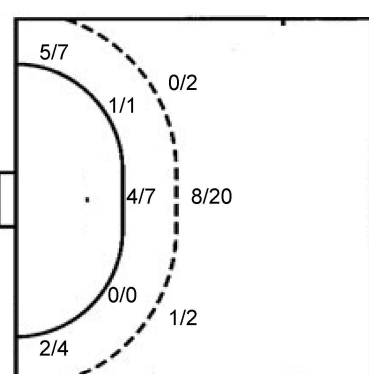
0/3	0/2	0/2
1/3	2/2	1/4
3/9	4/6	1/5

### TOTAL

0/5	0/2	0/2
1/4	2/3	1/4
3/13	5/7	1/12

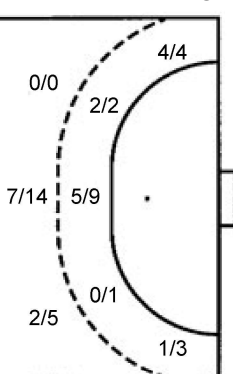
### Shots by position

#### ATTACK



7m penalties	3/4
Fastbreak	2/3
Breakthrough	7/9
Long dist.	1/2

#### DEFENSE



7m penalties	4/5
Fastbreak	2/2
Breakthrough	11/15
Long dist.	0/0

### Shooting statistics

Position	Goals	Sav.	Miss.	Post	Blk.	Total	%
Back (9m)	9	7	3	3	2	24	38
Line (6m)	5	2	1	0	0	8	63
Wing	7	4	0	0	0	11	64
7m penalties	3	1	0	0	0	4	75
Fastbreak	2	1	0	0	0	3	67
Breakthrough	7	1	1	0	0	9	78
<b>Total</b>	<b>33</b>	<b>16</b>	<b>5</b>	<b>3</b>	<b>2</b>	<b>59</b>	<b>56</b>

# Jersey number Tot. Total shooting 6m 6m (line) shooting 9m 9m shooting Wng Wing shooting FB Fastbreak sh. 7m 7m penalty sh.  
 Brk. Breakthrough sh. LD Long distance sh. As. Assists PC Pass clear chance E7 Earned 7m pen. TF Technical faults St. Steals  
 2m 2m punishments C7. Committed 7m E2 Earned 2m pun. YC. Yellow cards R/B Red/Blue cards Blk. Blocks S Starting Line-up

Handball statistics and livescore by Toma-soft ltd (www.toma-soft.hr)



# 17th IHF Men's Club World Championship 2024

Final Round, Semifinals



17th IHF MEN'S  
HANDBALL CLUB WORLD  
CHAMPIONSHIP 2024  
EGYPT NEW CAPITAL

Match Team Statistics  
Match No. 13

## FC Barcelona 34 - 39 Veszprem HC

(13 - 15) (16 - 14) (OT1: 5 - 10)

1.10.2024. 17:00  
Attendance: 500  
New Capital Sports Hall

Referees: Gjorgji Nachevski (MKD) / Slave Nikolov (MKD)

### Veszprem HC

#	Surname and name	S	Goals / shots								Attack					Def.			Penalties				TP					
			Tot.	%	9m	6m	Wing	7m	FB	Brk.	LD	As.	PC	E7	E2	TF	St.	C7	Blk	YC	2m	R		B				
2	GRAHOVAC Nikola																											
9	DESCAT Hugo Georges Christian	S	9/11	82		1/2	4/4	4/5												1								65:15
12	CORRALES RODAL Rodrigo	S												1														66:10
17	SANDELL Lukas Peter Jonathan		1/4	25	1/4									1														18:39
20	JENSEN Mike Ulrich																											0:25
21	ELISSON Bjarki Mar																											3:53
23	LIGETVARI Patrik	S																		1								33:33
25	CINDRIC Luka		5/8	63						5/8				2	2													31:07
29	REMILI Nedim	S	9/13	69	4/7	0/1				1/1	4/4			2	2	3	1	6						1				48:57
34	VEGH Balint																											
39	MOHAMED YEHIA ELDERAA Yehia	S	7/9	78	4/5	1/1				2/3				3														54:45
46	PECHMALBEC Dragan Jacques		0/1	0		0/1														1	1							28:07
55	VAILUPAU Mikita	S	2/4	50			1/3			1/1				2						1	2							57:27
88	CASADO MARCELO Agustin		0/1	0	0/1									1						1	1							7:30
89	FABREGAS Ludovic	S	5/7	71		5/7									1	1	1	1	1	1	1	1						62:13
99	KOSOROTOV Sergei Mark		1/3	33	1/3										1													11:13
Team / bench																									1			
UKUPNO			39/61	64	10/20	7/12	5/7	4/5	2/2	11/15	0/0			10	4	5	2	12	3	4	2	2	3	0	0			

#	Surname and name	Saves / shots								
		Tot.	%	9m	6m	Wing	7m	FB	Brk.	LD
12	CORRALES RODAL Rodrigo	17/48	35	7/16	2/7	4/11	1/2	1/3	1/8	1/1
20	JENSEN Mike Ulrich	0/2	0				0/2			
TOTAL		17/50	34	7/16	2/7	4/11	1/4	1/3	1/8	1/1

Coach: **Xavier Pascual Fuertes**

Number of attacks: 67, Efficiency: 58%, Average Duration: 32.37 seconds

### Attack by type of defense

	Shots	9m	6m	Wing	TF	E7	E2
On def. 6-0	26/47	8/18	6/11	4/6	11	5	2
On def. 5-1	3/3	1/1	0/0	0/0	1	0	0
On def. 4-2	1/1	0/0	0/0	0/0	0	0	0
On def. press.	3/3	1/1	1/1	1/1	0	0	0
Fastbreak	2/2				0	0	0

### Defense by type

	Total	9m	6m	Wing	Stl.	C7	2m
Def. 6-0	28/52	9/24	5/8	7/11	3	4	0
Fastbreak	2/3				0	0	3

### Defense with superiority / minority / goalkeeper out

	Attack				Reaction		
	Att.	Eff.	Shots	TF	FB	LD	Tot.
7 on 6 (GK out)	2	50%	1/2	0	0/0	0/0	0/0
6 on 6 (GK out)	3	100%	3/3	0	0/0	0/0	0/0
6 on 6	54	46%	25/44	10			
6 on 5	7	71%	5/6	1			

Numbers show attacking numbers of opponent. Lower efficiency of opponent means better defense of this team

### Attack with superiority / minority / goalkeeper out

	Attack				Reaction		
	Att.	Eff.	Shots	TF	FB	LD	Tot.
7 on 6 (GK out)	1	0%	0/1	0	0/0	0/0	0/0
6 on 6 (GK out)	4	50%	2/4	0	0/0	1/1	1/1
6 on 6	58	60%	35/46	12			
6 on 5	4	50%	2/4	0			

Player superiority / GK out counted at the end of attack (in case it changes during attack)

# Jersey number Tot. Total shooting 6m 6m (line) shooting 9m 9m shooting Wng Wing shooting FB Fastbreak sh. 7m 7m penalty sh.  
Brk. Breakthrough sh. LD Long distance sh. As. Assists PC Pass clear chance E7 Earned 7m pen. TF Technical faults St. Steals  
2m 2m punishments C7. Committed 7m E2 Earned 2m pun. YC. Yellow cards R/B Red/Blue cards Blk. Blocks S Starting Line-up



# 17th IHF Men's Club World Championship 2024

Final Round, Semifinals



## Match Team Statistics

Match No. 13

## FC Barcelona 34 - 39 Veszprem HC

(13 - 15) (16 - 14) (OT1: 5 - 10)

1.10.2024. 17:00

Attendance: 500

New Capital Sports Hall

Referees: Gjorgji Nachevski (MKD) / Slave Nikolov (MKD)

### Shot distribution by player

#### 2 N. Grahovac


#### 9 H. Descat

1/1		
1/1		
4/4	1/2	2/2

1 post

#### 17 L. Sandell

	1/3	

1 block

#### 21 B. Elisson


#### 23 P. Ligetvári


#### 25 L. Cindric

1/1		
	0/1	
2/2		2/2

1 post 1 miss.

#### 29 N. Remili

	1/1	1/1
1/1	1/1	1/1
0/1		4/5

1 post 1 miss.

#### 34 B. Vegh


#### 39 Y. Mohamed Yehia Elderaa

	1/1	
		2/2
3/4		1/1

1 post

#### 46 D. Pechmalbec

0/1		

#### 55 M. Vailupau

1/1		
	0/1	0/1
1/1		

#### 88 A. Casado Marcelo


1 block

#### 89 L. Fabregas

2/2		1/1
0/1		
	0/1	2/2

#### 99 S. Kosorotov

1/1		
	0/1	

1 post

### TOTAL

5/5	2/2	2/2
3/4	1/3	3/4
10/13	2/7	11/12

5 post 2 miss. 2 block

### Saves distribution goalkeepers

#### 12 R. Corrales Rodal

1/5	3/6	1/1
1/4	4/4	0/1
1/8	3/8	3/11

#### 20 M. Jensen

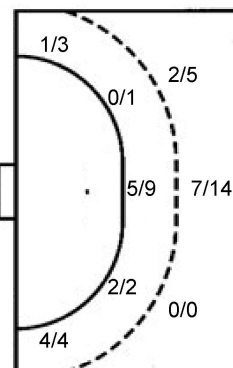
0/2		

### TOTAL

1/5	3/6	1/1
1/4	4/4	0/1
1/10	3/8	3/11

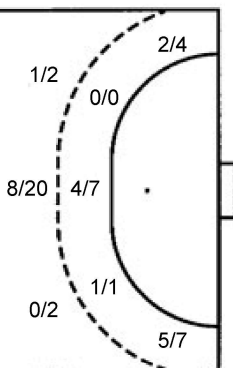
### Shots by position

#### ATTACK



7m penalties 4/5  
Fastbreak 2/2  
Breakthrough 11/15  
Long dist. 0/0

#### DEFENSE



7m penalties 3/4  
Fastbreak 2/3  
Breakthrough 7/9  
Long dist. 1/2

### Shooting statistics

Position	Goals	Sav.	Miss.	Post	Blk.	Total	%
Back (9m)	10	5	1	2	2	20	50
Line (6m)	7	5	0	0	0	12	58
Wing	5	2	0	0	0	7	71
7m penalties	4	0	0	1	0	5	80
Fastbreak	2	0	0	0	0	2	100
Breakthrough	11	1	1	2	0	15	73
<b>Total</b>	<b>39</b>	<b>13</b>	<b>2</b>	<b>5</b>	<b>2</b>	<b>61</b>	<b>64</b>

# Jersey number Tot. Total shooting 6m 6m (line) shooting 9m 9m shooting Wng Wing shooting FB Fastbreak sh. 7m 7m penalty sh.  
Brk. Breakthrough sh. LD Long distance sh. As. Assists PC Pass clear chance E7 Earned 7m pen. TF Technical faults St. Steals  
2m 2m punishments C7. Committed 7m E2 Earned 2m pun. YC. Yellow cards R/B Red/Blue cards Blk. Blocks S Starting Line-up

Handball statistics and livescore by Toma-soft ltd (www.toma-soft.hr)



# 17th IHF Men's Club World Championship 2024



Final Round, Semifinals

## Match Team Statistics

Match No. 13

## FC Barcelona 34 - 39 Veszprem HC

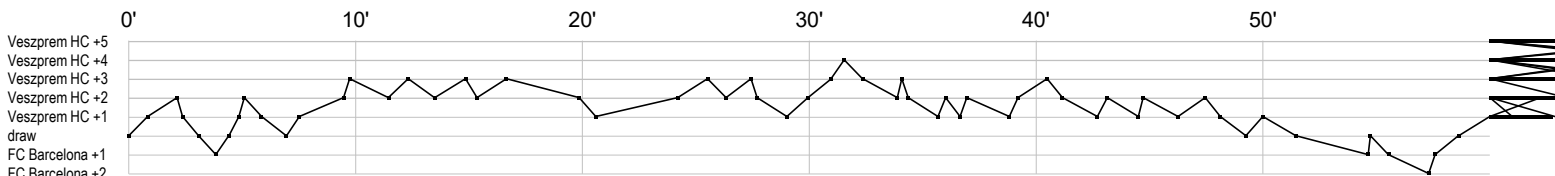
(13 - 15) (16 - 14) (OT1: 5 - 10)

1.10.2024. 17:00

Attendance: 500

New Capital Sports Hall

Referees: Gjorgji Nachevski (MKD) / Slave Nikolov (MKD)



### FC Barcelona

1	Perez de	r r r r r r r r r s r
9	Carlsbogard J	f f f c pb i g t
10	Mem D	t f a g g f g a g p t g g a f f g g f
12	Nielsen E	r ss s s r r r r r r s r r r ar sr s r sr r r s s r ss r r
13	Arino	c f f f g e g
18	Janc B	g t a gb a t a e
19	N'Guessan T	y t g p t t t f c
20	Gomez Abello	g p g f g g g t g g g f
22	Gonçalves	x
35	Makuc D	
40	Ortega	
44	Palomino	
66	Richardson M	g a i p f
82	Da Sousa	g c e g ff x 2c e g
88	Cikusa Jelicic	t p a g a f g p f a f
99	Rodriguez	f r

### Veszprem HC

2	Grahovac N	
9	Descat H	g g g g 2 g f g f g
12	Corrales	s r r r s r r s r s r s r r r s ts s s r r r sr rr r r r r r r r r r r s r r r r s ss
17	Sandell L	f f f t g
20	Jensen M	r r
21	Elisson B	
23	Ligetvári P	2
25	Cindric L	g f f a g pa p t f
29	Remili N	f e ga e g 2 t p f g p a t fg i t t t f g e
34	Vegh B	
39	Mohamed	g a g a g t g f a g g
46	Pechmalbec	f c
55	Vailupau M	g bg f a f c c c
88	Casado	f a t b
89	Fabregas L	x yc t g g g g ei fg f
99	Kosorotov S	e g f

In game	<b>g</b> Goal scored	<b>f</b> Missed shot	<b>a</b> Assist	<b>t</b> Technical faults	<b>b</b> Steal
<b>2</b> 2min suspension	<b>e</b> Earned 7m	<b>c</b> Committed 7m	<b>y</b> Yellow card	<b>r</b> Red Card	<b>k</b> Blue card
<b>i</b> Earned 2min.	<b>x</b> Block	<b>4</b> 4min suspension	<b>p</b> Pass for clear chance	<b>s</b> Saved shot	<b>r</b> Received goal