



17th IHF Men's Club World Championship 2024



17th IHF MEN'S
HANDBALL CLUB WORLD
CHAMPIONSHIP 2024
EGYPT NEW CAPITAL

Placement Round, 1. round

Match Team Statistics
Match No. 10

Khaleej Club 29 - 27 Handebol Taubate

(13 - 13) (16 - 14)

1.10.2024. 11:00
Attendance: 250
New Capital Sports Hall

Referees: Amar Konjicanin (BIH) / Dino Konjicanin (BIH)

Khaleej Club

#	Surname and name	S	Goals / shots							Attack				Def.			Penalties				TP					
			Tot.	%	9m	6m	Wing	7m	FB	Brk.	LD	As.	PC	E7	E2	TF	St.	C7	Blk	YC		2m	R	B		
1	AL MOHSIN Sadiq																									3:18
2	AL MESKEEN Ali		2/2	100				2/2																		18:31
3	AL IBRAHIM Ali	S	1/1	100		1/1								1		1	1									56:39
7	AL MASKEEN Mohammed																									
10	AL SAIHATI Jihad	S																	1							27:33
16	AL SALEEM Mohammad															1										20:46
21	AL MOHASSEN Hussain	S																								35:21
23	HANI AL BASHA Mohammed		0/1	0						0/1																
31	MLADENOVIC Nemanja	S	4/6	67	2/4					2/2				3			2							1		37:51
34	AL SIHATI Mansour		2/3	67				2/2		0/1																15:04
57	AL SALEEM Mujtaba	S	7/10	70	0/3					6/6	1/1	3		1	1	4	2									57:52
59	AL TURAIKI Hassan	S	3/4	75		2/3			1/1							1		1								47:34
78	AL IBRAHIM Hassan																									
94	AL HULAILI Abdullah		2/3	67		1/1		0/1	1/1															1		30:50
95	HABIB AL NASR Mohammed		4/4	100	1/1	1/1				2/2						1	4		1					1		24:35
99	AL SAYYAD Hussain	S	4/7	57	1/3	0/1				3/3					2		2									43:11
	Team / bench																									
	UKUPNO		29/41	71	4/11	3/4	4/5	2/3	2/2	13/15	1/1	6	1	3	3	17	2	2	1	0	2	1	0			

Goalkeepers		Saves / shots								
#	Surname and name	Tot.	%	9m	6m	Wing	7m	FB	Brk.	LD
16	AL SALEEM Mohammad	6/15	40	3/6	0/1	2/3	1/2	0/3		
21	AL MOHASSEN Hussain	3/20	15	2/8	0/3	1/6		0/3		
	TOTAL	9/35	26	5/14	0/4	3/9	1/2	0/6	0/0	0/0

Coach: Dimitris Dimitroulias

Number of attacks: 52, Efficiency: 56%, Average Duration: 37.50 seconds

Attack by type of defense

	Shots	9m	6m	Wing	TF	E7	E2
On def. 6-0	3/5	1/2	0/0	0/0	0	0	0
On def. 5-1	20/29	3/9	3/4	3/4	16	2	3
On def. 4-2	0/0	0/0	0/0	0/0	1	1	0
On def. press.	1/1	0/0	0/0	1/1	0	0	0
Fastbreak	2/2				0	0	0

Defense by type

	Total	9m	6m	Wing	Stl.	C7	2m
Def. 6-0	18/32	10/18	2/4	6/10	2	2	0
Fastbreak	6/6				0	0	2

Defense with superiority / minority / goalkeeper out

	Attack				Reaction		
	Att.	Eff.	Shots	TF	FB	LD	Tot.
7 on 6 (GK out)	5	100%	5/5	0	0/0	0/0	0/0
6 on 6 (GK out)	8	75%	6/6	2	0/0	1/1	1/1
6 on 6	34	44%	15/27	7			
5 on 6	1	0%	0/1	0			
6 on 5	4	25%	1/3	1			

Numbers show attacking numbers of opponent. Lower efficiency of opponent means better defense of this team

Attack with superiority / minority / goalkeeper out

	Attack				Reaction		
	Att.	Eff.	Shots	TF	FB	LD	Tot.
6 on 6 (GK out)	4	50%	2/2	2	0/0	0/0	0/0
6 on 6	38	47%	18/23	15			
6 on 5	9	89%	8/9	0			
5 on 6	1	100%	1/1	0			

Player superiority / GK out counted at the end of attack (in case it changes during attack)

Jersey number Tot. Total shooting 6m 6m (line) shooting 9m 9m shooting Wng Wing shooting FB Fastbreak sh. 7m 7m penalty sh.
Brk. Breakthrough sh. LD Long distance sh. As. Assists PC Pass clear chance E7 Earned 7m pen. TF Technical faults St. Steals
2m 2m punishments C7 Committed 7m E2 Earned 2m pun. YC Yellow cards R/B Red/Blue cards Blk. Blocks S Starting Line-up



17th IHF Men's Club World Championship 2024

Placement Round, 1. round



Match Team Statistics
Match No. 10

Khaleej Club 29 - 27 Handebol Taubate

(13 - 13) (16 - 14)

1.10.2024. 11:00
Attendance: 250
New Capital Sports Hall

Referees: Amar Konjicanin (BIH) / Dino Konjicanin (BIH)

Shot distribution by player

1 S. Al Mohsin

2 A. Al Meskeen

		2/2

3 A. Al Ibrahim

1/1		

7 M. Al Maskeen

10 J. Al Saihati

23 M. Hani Al Basha

0/1		

31 N. Mladenovic

		1/1
2/2		1/1

1 post 1 block

34 M. Al Sihati

	0/1	
	1/1	
1/1		

57 M. Al Salem

1/1		
0/1		
2/3	1/2	3/3

59 H. Al Turaiki

	1/1	
1/1	1/2	

78 H. Al Ibrahim

94 A. Al Hulaili

1/1	0/1	
		1/1

95 M. Habib Al Nasr

1/1		2/2

1/1 lob

99 H. Al Sayyad

	0/1	
3/3	0/1	1/2

TOTAL

1/1	1/2	1/1
1/2	1/3	
11/13	2/5	10/11

1 post 1 block 1/1 lob

Saves distribution goalkeepers

16 M. Al Salem

	2/2	
	1/2	
0/3	2/5	1/3

21 H. Al Mohasen

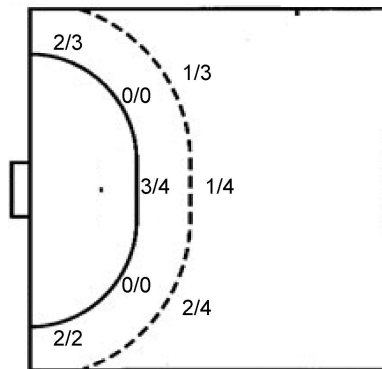
1/3		
		0/2
1/5	0/1	1/7

TOTAL

1/3	2/2	
	1/2	0/2
1/8	2/6	2/10

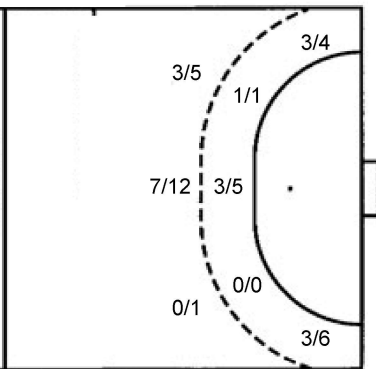
Shots by position

ATTACK



7m penalties 2/3
Fastbreak 2/2
Breakthrough 13/15
Long dist. 1/1

DEFENSE



7m penalties 1/2
Fastbreak 6/6
Breakthrough 0/0
Long dist. 0/0

Shooting statistics

Position	Goals	Sav.	Miss.	Post	Blk.	Total	%
Back (9m)	4	5	0	1	1	11	36
Line (6m)	3	1	0	0	0	4	75
Wing	4	1	0	0	0	5	80
7m penalties	2	1	0	0	0	3	67
Fastbreak	2	0	0	0	0	2	100
Breakthrough	13	2	0	0	0	15	87
Total	28	10	0	1	1	40	70

Jersey number Tot. Total shooting 6m 6m (line) shooting 9m 9m shooting Wng Wing shooting FB Fastbreak sh. 7m 7m penalty sh.
Brk. Breakthrough sh. LD Long distance sh. As. Assists PC Pass clear chance E7 Earned 7m pen. TF Technical faults St. Steals
2m 2m punishments C7. Committed 7m E2 Earned 2m pun. YC. Yellow cards R/B Red/Blue cards Blk. Blocks S Starting Line-up

Handball statistics and livescore by Toma-soft ltd (www.toma-soft.hr)



17th IHF Men's Club World Championship 2024



Placement Round, 1. round

Match Team Statistics
Match No. 10

Khaleej Club 29 - 27 Handebol Taubate

(13 - 13) (16 - 14)

1.10.2024. 11:00
Attendance: 250
New Capital Sports Hall

Referees: Amar Konjicanin (BIH) / Dino Konjicanin (BIH)

Handebol Taubate

Players		Goals / shots									Attack					Def.			Penalties			TP		
#	Surname and name	S	Tot.	%	9m	6m	Wing	7m	FB	Brk.	LD	As.	PC	E7	E2	TF	St.	C7	Bik	YC	2m	R	B	
1	PEREIRA DOS SANTOS Lucas	S				1/1																		34:42
3	SILVA SANTOS Washington		1/1	100		1/1																		4:55
5	DE CASTRO BERTOLDO Vinicius																							0:10
7	VALADAO GAMA Guilherme		1/3	33	1/3							3				2	1							22:19
11	DE ANDRADE Cleber Antonio	S	2/3	67	1/1	1/1	0/1					1				1	2	1						46:12
13	RODRIGUEZ DE MENEZES Victor		2/2	100					2/2			1						2				1		31:13
14	TELES MOTA Pedro Augusto	S	3/7	43	2/6	1/1						2	2	1	1	1								40:43
15	STACHE PERIN Vinicius	S	6/9	67			3/6		3/3								1					2		55:56
18	LARANJEIRO TORRIANI Guilherme Miguel		4/4	100			3/3	1/1										1						17:45
20	SOSA DAITX Pedro		0/1	0		0/1									1			1						21:05
23	DOS SANTOS DA ROSA Gabriel	S	3/3	100	2/2				1/1			1	2			3			1					30:19
28	FELIX DA SILVA Eduardo		2/3	67	2/3							1					1							9:01
33	DE ANDRADE DA SILVA Gustavo	S	3/5	60	2/3	1/1		0/1				1	1	1		2	1							42:59
69	SOARES DOURADO JUNIOR David	S	0/1	0		0/1										1	2					2		42:37
77	DA SILVA SANTOS William																							20:04
Team / bench																								
UKUPNO			27/42	64	10/18	4/6	6/10	1/2	6/6	0/0	0/0	10	5	2	2	10	10	3	1	0	5	0	0	

Goalkeepers		Saves / shots								
#	Surname and name	Tot.	%	9m	6m	Wing	7m	FB	Brk.	LD
1	PEREIRA DOS SANTOS Lucas	8/25	32	4/6	1/1	1/4	0/2	0/1	2/11	
77	DA SILVA SANTOS William	2/13	15	1/3	0/3	0/1	1/1	0/1	0/4	
TOTAL		10/38	26	5/9	1/4	1/5	1/3	0/2	2/15	0/0

Coach: Andre Vinicius Mendes Silva

Number of attacks: 52, Efficiency: 52%, Average Duration: 31.71 seconds

Attack by type of defense

	Shots	9m	6m	Wing	TF	E7	E2
On def. 6-0	18/32	10/18	2/4	6/10	10	2	2
Fastbreak	6/6				0	0	0

Defense by type

	Total	9m	6m	Wing	Stl.	C7	2m
Def. 6-0	3/5	1/2	0/0	0/0	0	0	0
Def. 5-1	20/29	3/9	3/4	3/4	9	2	0
Def. 4-2	0/0	0/0	0/0	0/0	1	1	0
Def. press.	1/1	0/0	0/0	1/1	0	0	0
Fastbreak	2/2				0	0	5

Attack with superiority / minority / goalkeeper out

	Attack				Reaction		
	Att.	Eff.	Shots	TF	FB	LD	Tot.
7 on 6 (GK out)	5	100%	5/5	0	0/0	0/0	0/0
6 on 6 (GK out)	8	75%	6/6	2	0/0	1/1	1/1
6 on 6	34	44%	15/27	7			
5 on 6	1	0%	0/1	0			
6 on 5	4	25%	1/3	1			

Player superiority / GK out counted at the end of attack (in case it changes during attack)

Defense with superiority / minority / goalkeeper out

	Attack				Reaction		
	Att.	Eff.	Shots	TF	FB	LD	Tot.
6 on 6 (GK out)	4	50%	2/2	2	0/0	0/0	0/0
6 on 6	38	47%	18/23	15			
6 on 5	9	89%	8/9	0			
5 on 6	1	100%	1/1	0			

Numbers show attacking numbers of opponent. Lower efficiency of opponent means better defense of this team

Jersey number Tot. Total shooting 6m 6m (line) shooting 9m 9m shooting Wng Wing shooting FB Fastbreak sh. 7m 7m penalty sh.
Brk. Breakthrough sh. LD Long distance sh. As. Assists PC Pass clear chance E7 Earned 7m pen. TF Technical faults St. Steals
2m 2m punishments C7. Committed 7m E2 Earned 2m pun. YC. Yellow cards R/B Red/Blue cards Blk. Blocks S Starting Line-up



17th IHF Men's Club World Championship 2024

Placement Round, 1. round



Match Team Statistics

Match No. 10

Khaleej Club 29 - 27 Handebol Taubate

(13 - 13) (16 - 14)

1.10.2024. 11:00

Attendance: 250

New Capital Sports Hall

Referees: Amar Konjicanin (BIH) / Dino Konjicanin (BIH)

Shot distribution by player

3 W. Silva Santos

	1/1	

5 V. de Castro Bertoldo

7 G. Valadao Gama

		1/2

1 miss.

11 C. de Andrade

	1/1	1/1

1 post

13 V. Rodriguez de Menezes

1/1		1/1

14 P. Teles Mota

0/1		
		1/1
0/1	2/3	

1 block

15 V. Stache Perin

	0/1	
3/3	0/1	1/2

2/2 lob

18 G. Laranjeiro Torriani

		1/1
		3/3

20 P. Sosa Daitx

1 post

23 G. dos Santos da Rosa

1/1		
	1/1	1/1

28 E. Felix da Silva

1/1		
	0/1	
1/1		

33 G. de Andrade da Silva

	0/1	
	1/1	
2/2		

1 miss.

69 D. Soares Dourado Junior

1 miss.

TOTAL

2/3	0/2	
	1/2	2/2
7/8	5/7	8/10

2 post 3 miss. 1 block 2/2 lob

Saves distribution goalkeepers

1 L. Pereira dos Santos

0/1	1/1	0/1
	1/2	
2/9	3/4	1/7

77 W. da Silva Santos

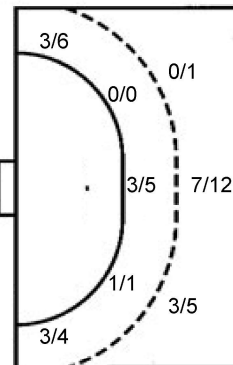
	0/1	
1/2	1/1	
0/4		0/4

TOTAL

0/1	1/2	0/1
1/2	2/3	
2/13	3/4	1/11

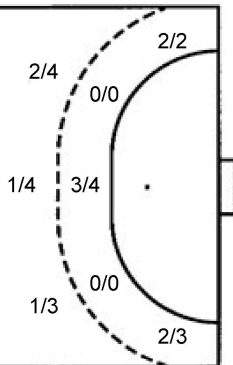
Shots by position

ATTACK



7m penalties	1/2
Fastbreak	6/6
Breakthrough	0/0
Long dist.	0/0

DEFENSE



7m penalties	2/3
Fastbreak	2/2
Breakthrough	13/15
Long dist.	1/1

Shooting statistics

Position	Goals	Sav.	Miss.	Post	Blk.	Total	%
Back (9m)	10	5	2	0	1	18	56
Line (6m)	4	0	1	1	0	6	67
Wing	6	3	0	1	0	10	60
7m penalties	1	1	0	0	0	2	50
Fastbreak	6	0	0	0	0	6	100
Breakthrough	0	0	0	0	0	0	0
Total	27	9	3	2	1	42	64

Jersey number Tot. Total shooting 6m 6m (line) shooting 9m 9m shooting Wng Wing shooting FB Fastbreak sh. 7m 7m penalty sh.
 Brk. Breakthrough sh. LD Long distance sh. As. Assists PC Pass clear chance E7 Earned 7m pen. TF Technical faults St. Steals
 2m 2m punishments C7. Committed 7m E2 Earned 2m pun. YC. Yellow cards R/B Red/Blue cards Blk. Blocks S Starting Line-up

Handball statistics and livescore by Toma-soft ltd (www.toma-soft.hr)

