



17th IHF Men's Club World Championship 2024



Group A, 2. round

Match Team Statistics

Veszprem HC 43 - 17 Handebol Taubate

28.9.2024. 15:00

Match No. 4

(22 - 6) (21 - 11)

Attendance: 95

New Capital Sports Hall

Referees: Karim Gasmi (FRA) / Raouf Gasmi (FRA)

Veszprem HC

#	Surname and name	S	Goals / shots								Attack				Def.			Penalties				TP			
			Tot.	%	9m	6m	Wing	7m	FB	Brk.	LD	As.	PC	E7	E2	TF	St.	C7	Blk	YC	2m		R	B	
2	GRAHOVAC Nikola		3/5	60		3/5																			37:28
9	DESCAT Hugo Georges Christian		10/12	83			2/2	5/6	3/3			0/1	2												24:15
12	CORRALES RODAL Rodrigo																								
17	SANDELL Lukas Peter Jonathan	S	2/4	50	1/2						1/2		2	2	2	1	1								22:36
20	JENSEN Mike Ulrich	S	0/1	0							0/1														59:29
21	ELISSON Bjarki Mar	S	8/9	89	1/1		4/5		2/2		1/1	1					1								34:59
23	LIGETVÁRI Patrik	S	0/2	0	0/1						0/1						2	1	1	1	1				41:28
25	CINDRIC Luka																								
29	REMILI Nedim		0/2	0	0/2							6	2				1								38:08
34	VEGH Balint		1/2	50			1/2																		30:14
39	MOHAMED YEHIA ELDERAA Yehia	S	3/4	75	0/1				2/2	1/1		5													23:56
46	PECHMALBEC Dragan Jacques	S	2/2	100		2/2						4		1	1		1		1						20:03
55	VAILUPAU Mikita	S	5/7	71			3/5		2/2																28:54
88	CASADO MARCELO Agustin		4/4	100					1/1	3/3		1	2	3	3	4									21:49
89	FABREGAS Ludovic																								
99	KOSOROTOV Sergei Mark		5/7		2/2	1/1			0/1	2/3		5			1	1									36:41
	Team / bench																								
	UKUPNO		43/61	70	4/9	6/8	10/14	5/6	10/11	7/9	1/4	26	6	6	6	7	5	2	2	1	1	0	0		

#	Surname and name	Saves / shots								
		Tot.	%	9m	6m	Wing	7m	FB	Brk.	LD
12	CORRALES RODAL Rodrigo									
20	JENSEN Mike Ulrich	24/41	59	10/17	4/6	2/4	1/2	1/3	5/8	1/1
	TOTAL	24/41	59	10/17	4/6	2/4	1/2	1/3	5/8	1/1

Coach: **Xavier Pascual Fuertes**

Number of attacks: 63, Efficiency: 68%, Average Duration: 20.32 seconds

Attack by type of defense

	Shots	9m	6m	Wing	TF	E7	E2
On def. 6-0	20/30	3/6	3/5	7/11	6	5	4
On def. 5-1	2/5	0/2	1/1	1/1	1	1	2
Fastbreak	10/11				0	0	0

Defense by type

	Total	9m	6m	Wing	Stl.	C7	2m
Def. 6-0	14/38	7/20	2/6	2/4	5	2	0
Fastbreak	2/3				0	0	1

Attack with superiority / minority / goalkeeper out

	Attack				Reaction		
	Att.	Eff.	Shots	TF	FB	LD	Tot.
7 on 6 (GK out)	1	100%	1/1	0	0/0	0/0	0/0
6 on 6 (GK out)	1	100%	1/1	0	0/0	0/0	0/0
6 on 6	45	62%	28/40	5			
6 on 5	16	81%	13/14	2			

Player superiority / GK out counted at the end of attack (in case it changes during attack)

Defense with superiority / minority / goalkeeper out

	Attack				Reaction		
	Att.	Eff.	Shots	TF	FB	LD	Tot.
7 on 6 (GK out)	13	23%	3/9	4	2/2	1/2	3/4
6 on 6 (GK out)	10	10%	1/5	5	1/1	0/0	1/1
6 on 6	37	35%	13/25	12			
5 on 6	1	0%	0/0	1			
6 on 5	2	0%	0/1	1			

Numbers show attacking numbers of opponent. Lower efficiency of opponent means better defense of this team

Jersey number Tot. Total shooting 6m 6m (line) shooting 9m 9m shooting Wng Wing shooting FB Fastbreak sh. 7m 7m penalty sh.
 Brk. Breakthrough sh. LD Long distance sh. As. Assists PC Pass clear chance E7 Earned 7m pen. TF Technical faults St. Steals
 2m 2m punishments C7. Committed 7m E2 Earned 2m pun. YC. Yellow cards R/B Red/Blue cards Blk. Blocks S Starting Line-up



17th IHF Men's Club World Championship 2024



Group A, 2. round

Match Team Statistics
Match No. 4

Veszprem HC 43 - 17 Handebol Taubate

(22 - 6) (21 - 11)

28.9.2024. 15:00
Attendance: 95
New Capital Sports Hall

Referees: Karim Gasmi (FRA) / Raouf Gasmi (FRA)

Shot distribution by player

2 N. Grahovac

1/1	0/1	
1/1		1/1

1 post

9 H. Descat

		1/1
0/1	1/1	
6/6	1/1	

1 miss. 1/1 lob

17 L. Sandell

	0/1	
	1/1	1/1

1 block

21 B. Elisson

	0/1	
	1/1	
2/2	2/2	3/3

23 P. Ligetvári

	0/1	

1 miss.

25 L. Cindric

29 N. Remili

2 block

34 B. Vegh

0/1		
	1/1	

39 Y. Mohamed Yehia Elderaa

0/1		
	1/1	
	1/1	1/1

46 D. Pechmalbec

	1/1	
		1/1

55 M. Vailupau

		2/3
1/2		
2/2		

88 A. Casado Marcelo

1/1		
1/1		
1/1		

1/1 lob

89 L. Fabregas

99 S. Kosorotov

		1/1
	1/2	3/3

1 post

TOTAL

2/3	0/2	4/5
2/5	4/6	
12/12	7/8	10/10

2 post 2 miss. 3 block 2/2 lob

Saves distribution goalkeepers

12 R. Corrales Rodal

20 M. Jensen

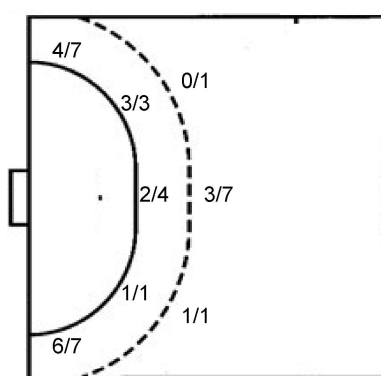
	1/1	1/6
2/2	4/4	3/3
4/8	5/8	4/9

TOTAL

	1/1	1/6
2/2	4/4	3/3
4/8	5/8	4/9

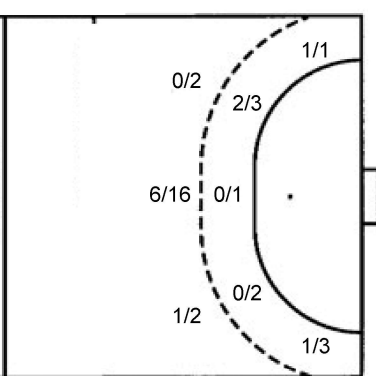
Shots by position

ATTACK



7m penalties 5/6
Fastbreak 10/11
Breakthrough 7/9
Long dist. 1/4

DEFENSE



7m penalties 1/2
Fastbreak 2/3
Breakthrough 3/8
Long dist. 0/1

Shooting statistics

Position	Goals	Sav.	Miss.	Post	Blk.	Total	%
Back (9m)	4	2	0	0	3	9	44
Line (6m)	6	1	0	1	0	8	75
Wing	10	4	0	0	0	14	71
7m penalties	5	1	0	0	0	6	83
Fastbreak	10	1	0	0	0	11	91
Breakthrough	7	1	0	1	0	9	78
Total	42	10	0	2	3	57	74

Jersey number Tot. Total shooting 6m 6m (line) shooting 9m 9m shooting Wng Wing shooting FB Fastbreak sh. 7m 7m penalty sh.
Brk. Breakthrough sh. LD Long distance sh. As. Assists PC Pass clear chance E7 Earned 7m pen. TF Technical faults St. Steals
2m 2m punishments C7. Committed 7m E2 Earned 2m pun. YC. Yellow cards R/B Red/Blue cards Blk. Blocks S Starting Line-up

Handball statistics and livescore by Toma-soft ltd (www.toma-soft.hr)



17th IHF Men's Club World Championship 2024



Group A, 2. round

Match Team Statistics

Veszprem HC 43 - 17 Handebol Taubate

28.9.2024. 15:00

Match No. 4

(22 - 6) (21 - 11)

Attendance: 95

New Capital Sports Hall

Referees: Karim Gasmi (FRA) / Raouf Gasmi (FRA)

Handebol Taubate

Players		Goals / shots									Attack					Def.			Penalties				TP		
#	Surname and name	S	Tot.	%	9m	6m	Wing	7m	FB	Brk.	LD	As.	PC	E7	E2	TF	St.	C7	Bik	YC	2m	R		B	
1	PEREIRA DOS SANTOS Lucas	S																							18:31
3	SILVA SANTOS Washington															1									15:55
5	DE CASTRO BERTOLDO Vinicius		1/4	25	1/3						0/1			1		2					1				19:09
7	VALADAO GAMA Guilherme		2/7	29	1/4	0/1		1/1		0/1		1				2			1						35:30
11	DE ANDRADE Cleber Antonio	S	4/4	100	1/1	1/1	1/1		1/1				1			1			1	1					55:54
13	RODRIGUEZ DE MENEZES Victor		0/1	0	0/1											1					1				30:17
14	TELES MOTA Pedro Augusto	S	0/2	0	0/2								1			2		1			1				25:53
15	STACHE PERIN Vinicius	S	2/4	50			1/3		1/1			1													38:20
20	SOSA DAITX Pedro		1/1	100		1/1						1				1		3			2				33:22
23	DOS SANTOS DA ROSA Gabriel	S	2/5	40	0/1	0/2				2/2			2									1			27:02
28	FELIX DA SILVA Eduardo		4/9	44	4/7				0/1	0/1		2				1	1	1				1			23:36
33	DE ANDRADE DA SILVA Gustavo	S	1/6	17	0/1			0/1		1/4			1	1		6									24:10
69	SOARES DOURADO JUNIOR David	S	0/1	0		0/1										3		1	1						41:22
77	DA SILVA SANTOS William											1													30:59
Team / bench																3									
UKUPNO			17/44	39	7/20	2/6	2/4	1/2	2/3	3/8	0/1	6	5	2	0	23	1	6	3	1	7	0	0	0	0

Goalkeepers		Saves / shots								
#	Surname and name	Tot.	%	9m	6m	Wing	7m	FB	Brk.	LD
1	PEREIRA DOS SANTOS Lucas	2/16	13		0/1	2/8	0/1	0/3	0/3	
77	DA SILVA SANTOS William	9/35	26	2/6	1/6	2/6	1/5	1/6	1/5	1/1
TOTAL		11/51	22	2/6	1/7	4/14	1/6	2/9	1/8	1/1

Coach: Andre Vinicius Mendes Silva

Number of attacks: 63, Efficiency: 27%, Average Duration: 36.76 seconds

Attack by type of defense

	Shots	9m	6m	Wing	TF	E7	E2
On def. 6-0	14/38	7/20	2/6	2/4	23	2	0
Fastbreak	2/3				0	0	0

Defense by type

	Total	9m	6m	Wing	Stl.	C7	2m
Def. 6-0	20/30	3/6	3/5	7/11	1	5	0
Def. 5-1	2/5	0/2	1/1	1/1	0	1	0
Fastbreak	10/11				0	0	7

Attack with superiority / minority / goalkeeper out

	Attack				Reaction		
	Att.	Eff.	Shots	TF	FB	LD	Tot.
7 on 6 (GK out)	13	23%	3/9	4	2/2	1/2	3/4
6 on 6 (GK out)	10	10%	1/5	5	1/1	0/0	1/1
6 on 6	37	35%	13/25	12			
5 on 6	1	0%	0/0	1			
6 on 5	2	0%	0/1	1			

Player superiority / GK out counted at the end of attack (in case it changes during attack)

Defense with superiority / minority / goalkeeper out

	Attack				Reaction		
	Att.	Eff.	Shots	TF	FB	LD	Tot.
7 on 6 (GK out)	1	100%	1/1	0	0/0	0/0	0/0
6 on 6 (GK out)	1	100%	1/1	0	0/0	0/0	0/0
6 on 6	45	62%	28/40	5			
6 on 5	16	81%	13/14	2			

Numbers show attacking numbers of opponent. Lower efficiency of opponent means better defense of this team

Jersey number Tot. Total shooting 6m 6m (line) shooting 9m 9m shooting Wng Wing shooting FB Fastbreak sh. 7m 7m penalty sh.
 Brk. Breakthrough sh. LD Long distance sh. As. Assists PC Pass clear chance E7 Earned 7m pen. TF Technical faults St. Steals
 2m 2m punishments C7. Committed 7m E2 Earned 2m pun. YC. Yellow cards R/B Red/Blue cards Blk. Blocks S Starting Line-up



17th IHF Men's Club World Championship 2024



Group A, 2. round

Match Team Statistics

Match No. 4

Veszprem HC 43 - 17 Handebol Taubate

(22 - 6) (21 - 11)

28.9.2024. 15:00

Attendance: 95

New Capital Sports Hall

Referees: Karim Gasmi (FRA) / Raouf Gasmi (FRA)

Shot distribution by player

3 W. Silva Santos

5 V. de Castro Bertoldo

	0/1	0/1
0/1	1/1	

7 G. Valadao Gama

		1/1
0/1	1/2	0/1
1 post 1 block		

11 C. de Andrade

		1/1
1/1		2/2

13 V. Rodriguez de Menezes

	0/1	

14 P. Teles Mota

		0/1
1 block		

15 V. Stache Perin

1/1	1/2	0/1

20 P. Sosa Daitx

1/1		

23 G. dos Santos da Rosa

		1/1
	0/2	0/1
		1/1

28 E. Felix da Silva

		2/3
0/2		
1/2	0/1	1/1

33 G. de Andrade da Silva

	0/1	0/1
0/1	0/1	1/2

69 D. Soares Dourado Junior

	0/1	

TOTAL

	0/1	5/6
0/2	0/4	0/3
4/8	3/8	5/9
1 post 2 block		

Saves distribution goalkeepers

1 L. Pereira dos Santos

	1/1	1/3
0/3	0/2	0/7

77 W. da Silva Santos

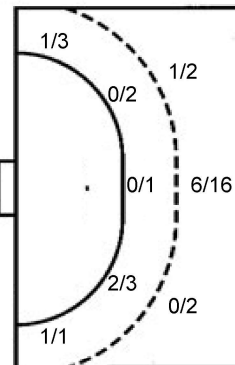
1/3	1/1	0/2
3/5	2/4	
0/9	2/6	0/3

TOTAL

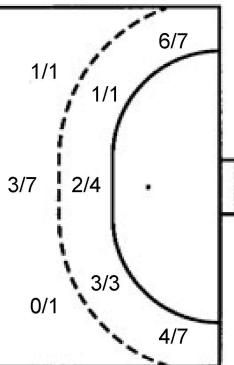
1/3	2/2	1/5
3/5	2/4	
0/12	2/8	0/10

Shots by position

ATTACK



DEFENSE



7m penalties 1/2
Fastbreak 2/3
Breakthrough 3/8
Long dist. 0/1

7m penalties 5/6
Fastbreak 10/11
Breakthrough 7/9
Long dist. 1/4

Shooting statistics

Position	Goals	Sav.	Miss.	Post	Blk.	Total	%
Back (9m)	7	10	0	1	2	20	35
Line (6m)	2	4	0	0	0	6	33
Wing	2	2	0	0	0	4	50
7m penalties	1	1	0	0	0	2	50
Fastbreak	2	1	0	0	0	3	67
Breakthrough	3	5	0	0	0	8	38
Total	17	23	0	1	2	43	40

Jersey number Tot. Total shooting 6m 6m (line) shooting 9m 9m shooting Wng Wing shooting FB Fastbreak sh. 7m 7m penalty sh.
Brk. Breakthrough sh. LD Long distance sh. As. Assists PC Pass clear chance E7 Earned 7m pen. TF Technical faults St. Steals
2m 2m punishments C7. Committed 7m E2 Earned 2m pun. YC. Yellow cards R/B Red/Blue cards Blk. Blocks S Starting Line-up

Handball statistics and livescore by Toma-soft ltd (www.toma-soft.hr)



17th IHF Men's Club World Championship 2024



Group A, 2. round

Match Team Statistics

Match No. 4

Veszprem HC 43 - 17 Handebol Taubate

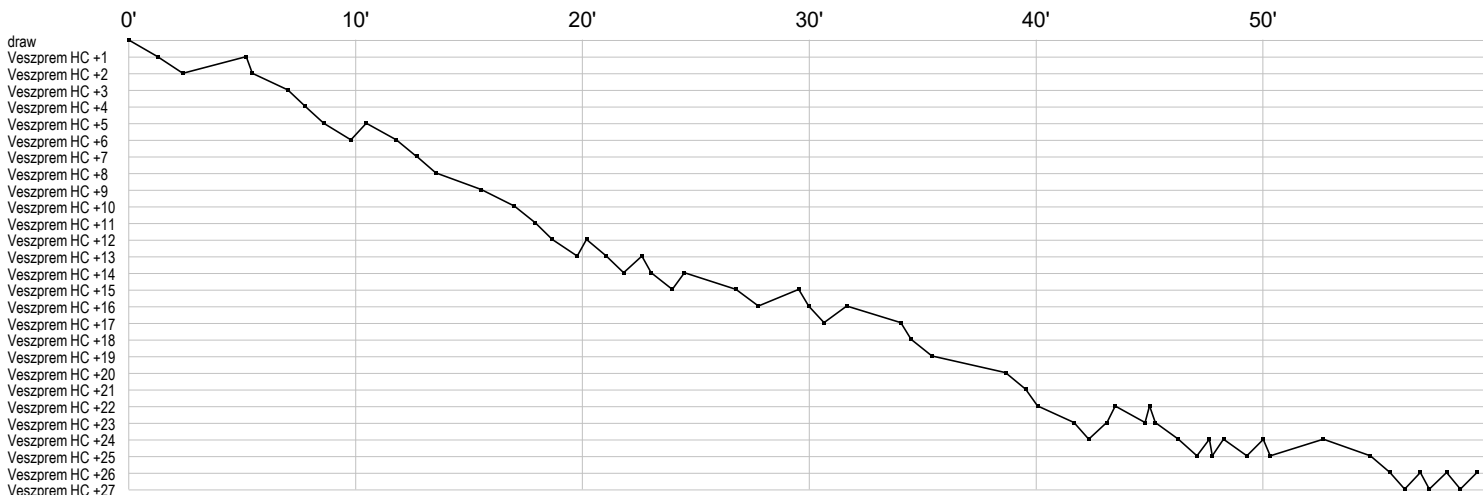
(22 - 6) (21 - 11)

28.9.2024. 15:00

Attendance: 95

New Capital Sports Hall

Referees: Karim Gasmi (FRA) / Raouf Gasmi (FRA)



Veszprem HC

2	Grahovac N	t	g f c g	f g
9	Descat H	g	g	f f g g a a g g g g g g
12	Corrales			
17	Sandell L	g a f p e a	e	p gi t f
20	Jensen M	s s r s s r s s s r s r s r s	s r s sr s	s f s s r r sr s r s r r r
21	Elisson B	b g g a g f g g g g	g g	
23	Ligetvári P	x cy b	f b	2 f
25	Cindric L			
29	Remili N	a a	p b p a	a f f a a
34	Vegh B		f	g
39	Mohamed	a g a	a g	g a a f
46	Pechmalbec	ba a g		a gx ai e
55	Vailupau M	f g g g	g	f g g
88	Casado	p	t ei g	g a i e t p t i e g t
89	Fabregas L			
99	Kosorotov S	i g a g a a g	af	g g t f a

Handebol Taubate

1	Pereira dos	r r sr r r r s r	r r r r r r	
3	Silva Santos		t	
5	de Castro		2	t f e f f t g
7	Valadao	x g a t f f f t		g f f g t x
11	de Andrade C	y	g	pg g g t x
13	Rodriguez de	t	f	2
14	Teles Mota P	f t	c2	t f p
15	Stache Perin	g		f ag f
20	Sosa Daitx P		c	g a c2 t2c
23	dos Santos da	f f	2	g f p g
28	Felix da Silva	f	gbf t a	f2c af g g f g
33	de Andrade	ef t t	f t g f	f p t t f t
69	Soares	t c		t x
77	da Silva		r r r s r s r r s r r r	ssr sas r r r r r r s r r r r

In game	g Goal scored	f Missed shot	a Assist	t Technical faults	b Steal
2 2min suspension	e Eearned 7m	c Committed 7m	y Yellow card	r Red Card	k Blue card
i Eearned 2min.	x Block	4 4min suspension	p Pass for clear chance	s Saved shot	r Received goal