19th IHF Men's Club World Championship 2026

Group Phase - Group B, 3. round

19th IHF MEN'S HANDBALL CLUB WORLD CHAMPIONSHIP EGYPT NEW CAPITAL 2026

Match Team Statistics

Match No. 16

Füchse Berlin 27 - 30 Al Ahly SC

(14 - 16) (13 - 14)

29.9.2026. 20:00
Attendance: 940
Covered Hall

Referees: Amar Konjicanin (BIH) / Dino Konjicanin (BIH)

Füchse Berlin

Players			Goals / shots									Attack					Def.			Penalties				TP
#	Surname and name	S	Tot.	%	9m	6m	Wing	7m	FB	Brk.	LD	As.	PC	E7	E2	TF	St.	C7	Blk	YC	2m	R	B	
1	LUDWIG Lasse	S																						52:40
5	DARJ Max	S	1/1	100		1/1							1			1		1	1					31:36
6	PRANTNER Leo		1/3	33			1/3																	17:32
9	SIMAK Frederik																							7:47
14	ARINO BENGOECHEA Aitor																							3:48
15	GRONDAHL Tobias Schjolberg	S	5/6	83	1/1			3/3		1/2		4	1		1	5								56:53
19	GIDSEL Mathias																							
20	FREIHÖFER Tim	S	2/4	50			2/3		0/1															46:55
24	PICHIRI Lauro													1			1		1					18:13
25	LANGHOFF Matthes	S	8/13	62	1/5					7/8		1	1				1							48:47
30	ZAEPFEL Aymeric	S	7/13	54	1/7					6/6		1	2	1	1	3		1						46:14
32	KUSCHE Julian													1		1								8:14
34	AV TEIGUM Hákun West		0/1	0			0/1																	27:01
47	HÖLER Frederik Moritz																							3:35
93	MARSENIĆ Mijajlo	S	3/4	75		3/4										1					1			50:45
	Team / bench																			1				
	TOTAL		27/45	60	3/13	4/5	3/7	3/3	0/1	14/16	0/0	6	5	3	2	11	2	2	2	1	1	0	0	

Goalkeepers		Saves / shots								
#.	Surname and name	Tot.	%	9m	6m	Wing	7m	FB	Brk.	LD
1	LUDWIG Lasse	7/35	20	2/6	0/4	3/7	0/2	1/3	1/13	
47	HÖLER Frederik Moritz	1/3	33	1/1					0/2	
	TOTAL	8/38	21	3/7	0/4	3/7	0/2	1/3	1/15	0/0

Coach: **Nicolej Krickau**

Number of attacks: 54, Efficiency: 50%, Average Duration: 31.02 seconds

Attack by type of defense

	Shots	9m	6m	Wing	TF	E7	E2
On def. 6-0	20/36	2/11	3/4	3/7	11	3	2
On def. 5-1	4/5	1/2	1/1	0/0	0	0	0
Fastbreak	0/1				0	0	0

Defense by type

	Total	9m	6m	Wing	Stl.	C7	2m
Def. 6-0	26/39	4/11	4/5	4/7	2	2	0
Fastbreak	2/3				0	0	1

Attack with superiority / minority / goalkeeper out

	Attack				Reaction		
	Att.	Eff.	Shots	TF	FB	LD	Tot.
7 on 6 (GK out)	6	67%	4/6	0	0/0	0/1	0/1
6 on 6 (GK out)	1	0%	0/0	1	0/0	0/0	0/0
6 on 5 (GK out)	1	100%	1/1	0	0/0	0/0	0/0
6 on 6	42	45%	19/33	9			
6 on 5	4	75%	3/3	1			

Player superiority / GK out counted at the end of attack (in case it changes during attack)

Defense with superiority / minority / goalkeeper out

	Attack				Reaction		
	Att.	Eff.	Shots	TF	FB	LD	Tot.
7 on 6 (GK out)	1	0%	0/1	0	0/0	0/0	0/0
6 on 6 (GK out)	2	0%	0/0	2	0/0	0/0	0/0
6 on 6	48	58%	28/39	9			
5 on 6	1	100%	1/1	0			
6 on 5	2	50%	1/2	0			

Numbers show attacking numbers of oponnent. Lower efficiency of oponnent means better defense of this team

#	Jersey number	**Tot.**	Total shooting	**6m**	6m (line) shooting	**9m**	9m shooting	**Wng**	Wing shooting	**FB**	Fastbreak sh.	**7m**	7m penalty sh.
Brk.	Breakthrough sh.	**LD**	Long distance sh.	**As.**	Assists	**PC**	Pass clear chance	**E7**	Earned 7m pen.	**TF**	Technical faults	**St.**	Steals
2m	2m punishments	**C7.**	Commited 7m	**E2**	Earned 2m pun.	**YC.**	Yellow cards	**R/B**	Red/Blue cards	**Blk.**	Blocks	**S**	Starting Line-up

19th IHF Men's Club World Championship 2026

Group Phase - Group B, 3. round

Match Team Statistics
Match No. 16

Füchse Berlin 27 - 30 Al Ahly SC

(14 - 16) (13 - 14)

29.9.2026. 20:00
Attendance: 940
Covered Hall

Referees: Amar Konjicanin (BIH) / Dino Konjicanin (BIH)

Shot distribution by player

5 M. Darj

1/1		

6 L. Prantner

0/1		1/2

9 F. Simak

14 A. Arino Bengoechea

15 T. Grondahl

1/1		1/1
1/1	0/1	
2/2		

19 M. Gidsel

20 T. Freihöfer

		1/1
0/1		1/1
0/1		

24 L. Pichiri

25 M. Langhoff

1/1	1/1	1/2
1/1		1/3
	1/1	2/2

1 post 1 block

30 A. Zaepfel

		1/1
1/2	0/1	
2/2	1/2	2/2

2 post 1 block

32 J. Kusche

34 H. Av Teigum

1 post

93 M. Marsenić

		1/1
1/2		1/1

TOTAL

2/2	1/1	5/6
4/7	0/2	3/6
5/7	2/3	5/5

4 post 2 block

Saves distribution goalkeepers

1 L. Ludwig

0/5	1/2	0/2
2/7	1/1	
0/7	2/2	1/9

47 F. Höler

0/1	1/1	
	0/1	

TOTAL

0/5	1/2	0/2
2/8	2/2	
0/7	2/3	1/9

Shots by position

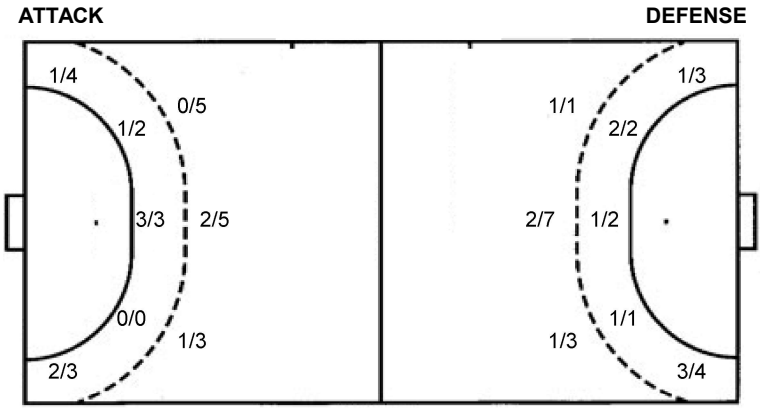

7m penalties	3/3	7m penalties	2/2
Fastbreak	0/1	Fastbreak	2/3
Breakthrough	14/16	Breakthrough	14/16
Long dist.	0/0	Long dist.	0/1

Shooting statistics

Position	Goals	Sav.	Miss.	Post	Blk.	Total	%
Back (9m)	3	6	0	2	2	13	23
Line (6m)	4	1	0	0	0	5	80
Wing	3	3	0	1	0	7	43
7m penalties	3	0	0	0	0	3	100
Fastbreak	0	1	0	0	0	1	0
Breakthrough	14	1	0	1	0	16	88
Total	**27**	**12**	**0**	**4**	**2**	**45**	**60**

#	Jersey number	**Tot.**	Total shooting	**6m**	6m (line) shooting	**9m**	9m shooting	**Wng**	Wing shooting	**FB**	Fastbreak sh.	**7m**	7m penalty sh.
Brk.	Breakthrough sh.	**LD**	Long distance sh.	**As.**	Assists	**PC**	Pass clear chance	**E7**	Earned 7m pen.	**TF**	Technical faults	**St.**	Steals
2m	2m punishments	**C7.**	Commited 7m	**E2**	Earned 2m pun.	**YC.**	Yellow cards	**R/B**	Red/Blue cards	**Blk.**	Blocks	**S**	Starting Line-up

Handball statistics and livescore by Toma-soft ltd (www.toma-soft.hr)

19th IHF Men's Club World Championship 2026

Group Phase - Group B, 3. round

19th IHF MEN'S HANDBALL CLUB WORLD CHAMPIONSHIP EGYPT NEW CAPITAL 2026

Match Team Statistics

Match No. 16

Füchse Berlin 27 - 30 Al Ahly SC

(14 - 16) (13 - 14)

29.9.2026. 20:00
Attendance: 940
Covered Hall

Referees: Amar Konjicanin (BIH) / Dino Konjicanin (BIH)

Al Ahly SC

Players			Goals / shots									Attack					Def.			Penalties				TP
#	Surname and name	S	Tot.	%	9m	6m	Wing	7m	FB	Brk.	LD	As.	PC	E7	E2	TF	St.	C7	Blk	YC	2m	R	B	
1	HOMAYED Abdelrahman																							22:56
2	SHERIF Nabil		2/5	40	1/2				0/1	1/2		2	2		1				1		1			31:22
5	RAMADAN Mohsen	S	3/8	38	1/5	1/1				1/1	0/1	1	1			1	2							36:57
7	EHAB Abdelaziz	S	0/2	0			0/2																	17:53
8	HESHAM Mohamed	S	6/8	75	2/3	1/1				3/4		4				4								35:57
10	EMAD Mohamed		2/3	67			2/3														1			19:03
13	HANY Saif		6/7	86	0/1				1/1	5/5		1		1		3								26:30
16	TAHA Abdelrahman	S																						35:21
17	KHAIRI Ahmed		4/4	100						4/4			1			1								13:14
18	WALID Khaled	S	1/2	50		1/2												1			1			34:35
19	SAMI Omar											3				1								22:58
22	SALAH Mohamed																1							2:54
24	ELMASRY Ibrahim	S																2	1					32:55
31	NABIL Abdelrahman		1/1	100			1/1																	30:21
72	SAIFELDEEN Yasser		1/1	100		1/1								1						1				27:31
98	KHALED Omar	S	4/4	100			1/1	2/2	1/1															29:33
	Team / bench															1								
	TOTAL		30/45	67	4/11	4/5	4/7	2/2	2/3	14/16	0/1	11	4	2	1	11	3	3	2	1	3	0	0	

Goalkeepers		Saves / shots								
#.	Surname and name	Tot.	%	9m	6m	Wing	7m	FB	Brk.	LD
1	HOMAYED Abdelrahman	5/18	28	3/4	1/2	0/2	0/2		1/8	
16	TAHA Abdelrahman	7/21	33	3/5	0/3	3/4	0/1	1/1	0/7	
	TOTAL	12/39	31	6/9	1/5	3/6	0/3	2/1	1/15	0/0

Coach: **David Davis**

Number of attacks: 54, Efficiency: 56%, Average Duration: 35.41 seconds

Attack by type of defense

	Shots	9m	6m	Wing	TF	E7	E2
On def. 6-0	26/39	4/11	4/5	4/7	10	2	1
On def. press.	0/0	0/0	0/0	0/0	1	0	0
Fastbreak	2/3				0	0	0

Defense by type

	Total	9m	6m	Wing	Stl.	C7	2m
Def. 6-0	20/36	2/11	3/4	3/7	3	3	0
Def. 5-1	4/5	1/2	1/1	0/0	0	0	0
Fastbreak	0/1				0	0	3

Attack with superiority / minority / goalkeeper out

	Attack				Reaction		
	Att.	Eff.	Shots	TF	FB	LD	Tot.
7 on 6 (GK out)	1	0%	0/1	0	0/0	0/0	0/0
6 on 6 (GK out)	2	0%	0/0	2	0/0	0/0	0/0
6 on 6	48	58%	28/39	9			
5 on 6	1	100%	1/1	0			
6 on 5	2	50%	1/2	0			

Player superiority / GK out counted at the end of attack (in case it changes during attack)

Defense with superiority / minority / goalkeeper out

	Attack				Reaction		
	Att.	Eff.	Shots	TF	FB	LD	Tot.
7 on 6 (GK out)	6	67%	4/6	0	0/0	0/1	0/1
6 on 6 (GK out)	1	0%	0/0	1	0/0	0/0	0/0
6 on 5 (GK out)	1	100%	1/1	0	0/0	0/0	0/0
6 on 6	42	45%	19/33	9			
6 on 5	4	75%	3/3	1			

Numbers show attacking numbers of oponnent. Lower efficiency of oponnent means better defense of this team

#	Jersey number	**Tot.**	Total shooting	**6m**	6m (line) shooting	**9m**	9m shooting	**Wng**	Wing shooting	**FB**	Fastbreak sh.	**7m**	7m penalty sh.
Brk.	Breakthrough sh.	**LD**	Long distance sh.	**As.**	Assists	**PC**	Pass clear chance	**E7**	Eearned 7m pen.	**TF**	Technical faults	**St.**	Steals
2m	2m punishments	**C7.**	Commited 7m	**E2**	Eearned 2m pun.	**YC.**	Yellow cards	**R/B**	Red/Blue cards	**Blk.**	Blocks	**S**	Starting Line-up

19th IHF Men's Club World Championship 2026

Group Phase - Group B, 3. round

19th IHF MEN'S HANDBALL CLUB WORLD CHAMPIONSHIP EGYPT NEW CAPITAL 2026

Match Team Statistics

Match No. 16

Füchse Berlin 27 - 30 Al Ahly SC

(14 - 16) (13 - 14)

29.9.2026. 20:00
Attendance: 940
Covered Hall

Referees: Amar Konjicanin (BIH) / Dino Konjicanin (BIH)

Shot distribution by player

2 N. Sherif

0/1		
	1/1	1/1

1 post 1 block

5 M. Ramadan

1/1		
1/1	0/2	1/1

2 miss. 1 block

7 A. Ehab

0/1	0/1	

8 M. Hesham

1/1	1/1	
	0/1	
2/2		2/3

10 M. Emad

	0/1	
1/1		
		1/1

13 S. Hany

2/2		
2/2		
2/2		

1 miss.

17 A. Khairi

1/1		1/1
2/2		

18 K. Walid

		1/1

1 miss.

19 O. Sami

22 M. Salah

24 I. Elmasry

31 A. Nabil

		1/1

72 Y. Saifeldeen

		1/1

98 O. Khaled

1/1		
2/2		1/1

TOTAL

5/5	1/2	2/2
6/8	0/2	
7/7	1/3	8/9

1 post 4 miss. 2 block

Saves distribution goalkeepers

1 A. Homayed

0/1		1/4
0/3	2/2	1/3
1/2	0/1	0/2

16 A. Taha

0/1	0/1	0/2
3/4		2/3
1/5	1/2	0/3

TOTAL

0/2	0/1	1/6
3/7	2/2	3/6
2/7	1/3	0/5

Shots by position

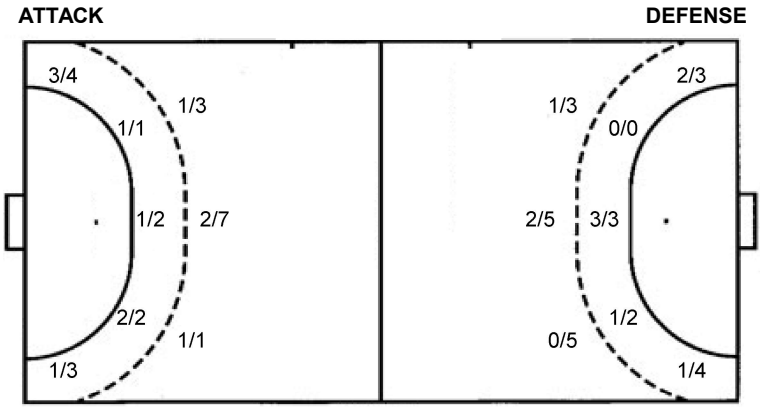

7m penalties	2/2	7m penalties	3/3
Fastbreak	2/3	Fastbreak	0/1
Breakthrough	14/16	Breakthrough	14/16
Long dist.	0/1	Long dist.	0/0

Shooting statistics

Position	Goals	Sav.	Miss.	Post	Blk.	Total	%
Back (9m)	4	3	2	0	2	11	36
Line (6m)	4	0	1	0	0	5	80
Wing	4	3	0	0	0	7	57
7m penalties	2	0	0	0	0	2	100
Fastbreak	2	1	0	0	0	3	67
Breakthrough	14	1	0	1	0	16	88
Total	**30**	**8**	**3**	**1**	**2**	**44**	**68**

#	Jersey number	**Tot.**	Total shooting	**6m**	6m (line) shooting	**9m**	9m shooting	**Wng**	Wing shooting	**FB**	Fastbreak sh.	**7m**	7m penalty sh.
Brk.	Breakthrough sh.	**LD**	Long distance sh.	**As.**	Assists	**PC**	Pass clear chance	**E7**	Eearned 7m pen.	**TF**	Technical faults	**St.**	Steals
2m	2m punishments	**C7.**	Commited 7m	**E2**	Eearned 2m pun.	**YC.**	Yellow cards	**R/B**	Red/Blue cards	**Blk.**	Blocks	**S**	Starting Line-up

19th IHF Men's Club World Championship 2026

Group Phase - Group B, 3. round

Match Team Statistics

Match No. 16

Füchse Berlin 27 - 30 Al Ahly SC

(14 - 16) (13 - 14)

29.9.2026. 20:00
Attendance: 940
Covered Hall

Referees: Amar Konjicanin (BIH) / Dino Konjicanin (BIH)

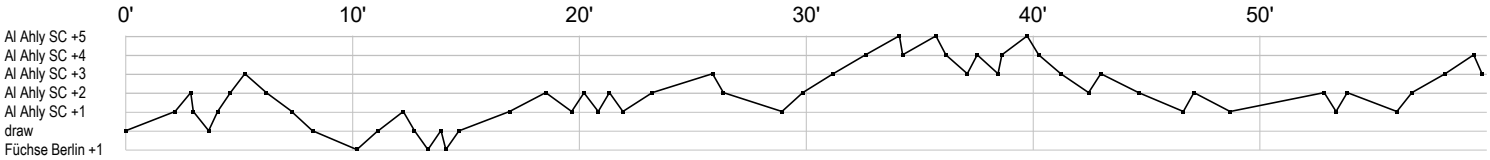

Füchse Berlin

Al Ahly SC



	In game	**g**	Goal scored	**f**	Missed shot	**a**	Assist	**t**	Technical faults	**b**	Steal
2	2min suspension	**e**	Eearned 7m	**c**	Commited 7m	**y**	Yellow card	**r**	Red Card	**k**	Blue card
i	Eearned 2min.	**x**	Block	**4**	4min suspension	**p**	Pass for clear chance	**s**	Saved shot	**r**	Received goal