



2023 IHF Men's Super Globe

Saudi Arabia (Dammam)

Final Round, Finals



Match Team Statistics

Match No. 24

Füchse Berlin 32 - 34 SC Magdeburg

(16 - 13) (13 - 16) (OT1: 3 - 5)

12.11.2023. 20:15

Attendance: 1800

Dammam Sports Hall

Referees: Andreu Marin (ESP) / Ignacio Garcia (ESP)

Füchse Berlin

Players		Goals / shots									Attack				Def.			Penalties			TP			
#	Surname and name	S	Tot.	%	9m	6m	Wing	7m	FB	Brk.	LD	As.	PC	E7	E2	TF	St.	C7	Blk	YC		2m	R	B
1	LUDWIG Lasse																							
9	TOLLBRING Jerry	S	7/7	100			5/5		2/2			1					2							68:52
11	ANDERSSON Lasse	S	3/8	38	2/5					0/2	1/1	7	3	1		4	1	1						61:42
17	LICHTLEIN Nils	S	1/3	33	0/1					1/2		2			2	2								30:53
18	LINDBERG Hans	S	4/4	100			1/1	3/3				1												57:51
19	GIDSEL Mathias	S	9/15	60	5/9				1/2	2/3	1/1	7	1	2		4	1	2		1	1			59:41
20	FREIHÖFER Tim																							
25	LANGHOFF Matthes		0/2	0	0/1						0/1							1						27:39
33	SAUTER Moritz															1								4:05
34	AV TEIGUN Hakun West																							
35	KOPLJAR Marko		1/1	100		1/1												2				1		43:06
36	OVERBY Silas																							
43	JACOBS Jann Keno														1									2:23
93	MARSENIC Mijajlo	S	7/10	70	7/10										1	2						2		69:13
96	MILOSAVLJEV Dejan	S																						64:22
	Team / bench																				1	1		
	UKUPNO		32/50	64	7/16	8/11	6/6	3/3	3/4	3/7	2/3	17	5	3	4	13	4	6	0	2	5	0	0	

Goalkeepers		Saves / shots								
#	Surname and name	Tot.	%	9m	6m	Wing	7m	FB	Brk.	LD
1	LUDWIG Lasse									
96	MILOSAVLJEV Dejan	22/54	41	10/13	0/5	3/7	5/7	1/4	3/18	
	TOTAL	22/54	41	10/13	0/5	3/7	5/7	1/4	3/18	0/0

Coach: Jaron Siewert

Number of attacks: 61, Efficiency: 52%, Average Duration: 33.56 seconds

Attack by type of defense

	Shots	9m	6m	Wing	TF	E7	E2
On def. 6-0	21/34	7/16	5/8	6/6	9	3	3
On def. 3-2-1	3/6	0/0	3/3	0/0	4	0	1
Fastbreak	3/4				0	0	0

Defense by type

	Total	9m	6m	Wing	Stl.	C7	2m
Def. 6-0	26/45	3/15	4/4	4/8	4	6	0
Fastbreak	4/5				0	0	5

Attack with superiority / minority / goalkeeper out

	Attack				Reaction		
	Att.	Eff.	Shots	TF	FB	LD	Tot.
7 on 6 (GK out)	4	25%	1/1	3	1/1	1/1	2/2
6 on 6 (GK out)	4	75%	3/3	1	0/0	0/0	0/0
6 on 5 (GK out)	2	100%	2/2	0	0/0	0/0	0/0
6 on 6	45	44%	20/36	9			
6 on 5	5	100%	5/5	0			
5 on 6	1	100%	1/1	0			

Player superiority / GK out counted at the end of attack (in case it changes during attack)

Defense with superiority / minority / goalkeeper out

	Attack				Reaction		
	Att.	Eff.	Shots	TF	FB	LD	Tot.
7 on 6 (GK out)	3	0%	0/2	1	0/1	0/0	0/1
6 on 6 (GK out)	2	0%	0/0	2	0/0	2/2	2/2
6 on 6	46	57%	26/41	5			
5 on 6	2	100%	2/2	0			
6 on 5 (GK out)	1	100%	1/1	0	0/0	0/0	0/0
6 on 5	6	83%	5/5	1			
6 on 4	1	0%	0/1	0			

Numbers show attacking numbers of opponent. Lower efficiency of opponent means better defense of this team

Jersey number Tot. Total shooting 6m 6m (line) shooting 9m 9m shooting Wng Wing shooting FB Fastbreak sh. 7m 7m penalty sh.
Brk. Breakthrough sh. LD Long distance sh. As. Assists PC Pass clear chance E7 Earned 7m pen. TF Technical faults St. Steals
2m 2m punishments C7 Committed 7m E2 Earned 2m pun. YC. Yellow cards R/B Red/Blue cards Blk. Blocks S Starting Line-up



2023 IHF Men's Super Globe
Saudi Arabia (Dammam)
 Final Round, Finals



Match Team Statistics

Match No. 24

Füchse Berlin 32 - 34 SC Magdeburg
 (16 - 13) (13 - 16) (OT1: 3 - 5)

12.11.2023. 20:15
 Attendance: 1800
 Dammam Sports Hall

Referees: Andreu Marin (ESP) / Ignacio Garcia (ESP)

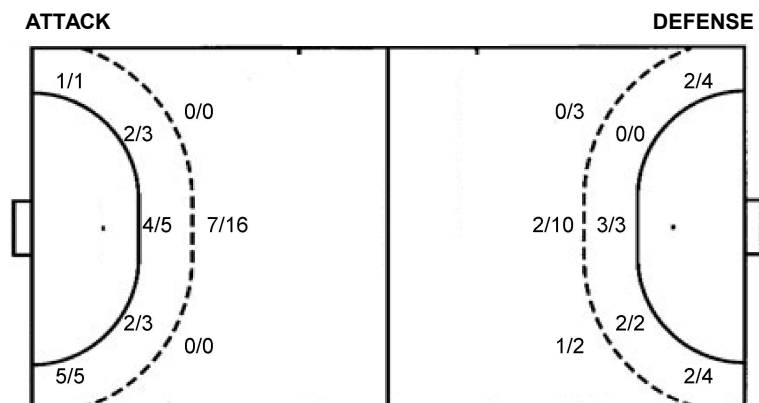
Shot distribution by player

9 J. Tollbring 4/4 1/1 2/2	11 L. Andersson 0/2 2/3 1/2	17 N. Lichtlein 0/1 1/1 1 post	18 H. Lindberg 1/1 1/1 1/1	19 M. Gisdal 3/3 1/1 1/2 1/1 1/2	20 T. Freihöfer 0/0 0/0 0/0	25 M. Langhoff 0/1 1 block	33 M. Sauter 0/0 0/0 0/0	34 H. Av Teigum 0/0 0/0 0/0	35 M. Kopljär 0/0 1/1	36 S. Overby 0/0 0/0 0/0	43 J. Jacobs 0/0 0/0 0/0	93 M. Marsenic 0/1 3/3 0/1 4/5	TOTAL 7/9 1/1 10/12 2 post 1 block	2/5 1/3 3/7 7/9
--	---	--	--	--	---	---	--	---	------------------------------------	--	--	---	---	--------------------------

Saves distribution goalkeepers

1 L. Ludwig 0/0 0/0 0/0	96 D. Milosavljev 2/5 3/3 4/15 1/4 2/2 3/4 1/6 2/3 4/12	TOTAL 2/5 3/3 4/15 1/4 2/2 3/4 1/6 2/3 4/12
---	---	---

Shots by position



Shooting statistics

Position	Goals	Sav.	Miss.	Post	Blk.	Total	%
Back (9m)	7	7	0	1	1	16	44
Line (6m)	8	3	0	0	0	11	73
Wing	6	0	0	0	0	6	100
7m penalties	3	0	0	0	0	3	100
Fastbreak	3	0	0	1	0	4	75
Breakthrough	3	4	0	0	0	7	43
Total	30	14	0	2	1	47	64

7m penalties	3/3	7m penalties	2/7
Fastbreak	3/4	Fastbreak	4/5
Breakthrough	3/7	Breakthrough	15/18
Long dist.	2/3	Long dist.	1/1

Jersey number Tot. Total shooting 6m 6m (line) shooting 9m 9m shooting Wng Wing shooting FB Fastbreak sh. 7m 7m penalty sh.
 Brk. Breakthrough sh. LD Long distance sh. As. Assists PC Pass clear chance E7 Earned 7m pen. TF Technical faults St. Steals
 2m 2m punishments C7. Committed 7m E2 Earned 2m pun. YC. Yellow cards R/B Red/Blue cards Blk. Blocks S Starting Line-up



2023 IHF Men's Super Globe

Saudi Arabia (Dammam)

Final Round, Finals



Match Team Statistics

Match No. 24

Füchse Berlin 32 - 34 SC Magdeburg

(16 - 13) (13 - 16) (OT1: 3 - 5)

12.11.2023. 20:15

Attendance: 1800

Dammam Sports Hall

Referees: Andreu Marin (ESP) / Ignacio Garcia (ESP)

SC Magdeburg

Players		Goals / shots									Attack					Def.			Penalties				TP		
#	Surname and name	S	Tot.	%	9m	6m	Wing	7m	FB	Brk.	LD	As.	PC	E7	E2	TF	St.	C7	Blk	YC	2m	R		B	
1	HERNANDEZ FERRER Sergey	S																							65:17
2	MEISTER Lucas																								
3	CHRAPKOWSKI Piotr																								1:09
6	MUSCHE Matthias		1/3	33		1/1	0/1	0/1				1					1								39:20
7	CLAAR Felix	S	1/3	33	0/2					1/1				1		2					1	1			57:09
11	PETTERSSON Daniel	S	4/7	57			2/4	1/2			1/1					1	1	1							59:06
13	SMARASON Janus		7/10	70	2/4	1/1				4/5		3	4		1	1		1							32:05
14	MAGNUSSON Omar Ingi	S	4/10	40	1/4	1/1		1/4		1/1		3	1			2									36:28
17	HORNKE Tim																								
21	LAGERGREN Albin		7/9	78	0/1				1/1	6/7		2		3	1	2									34:42
22	MERTENS Lukas	S	2/3	67			2/3																		28:45
23	SAUGSTRUP Magnus		2/3	67	0/1	1/1			1/1			1						1	1		1				58:47
24	O'SULLIVAN Christian	S	3/5	60	0/1				2/3	1/1		1		1	1	1	2					2			44:29
34	DAMGAARD NIELSEN Michael		2/5	40	0/2					2/3							1								19:02
54	BERGENDAHL Oscar		1/1	100		1/1								1											13:29
80	PORTNER Nikola	S																							0:12
Team / bench																					1				
UKUPNO			34/59	58	3/15	5/5	4/8	2/7	4/5	15/18	1/1	11	5	6	3	9	5	3	1	2	4	0	0		

Goalkeepers		Saves / shots								
#	Surname and name	Tot.	%	9m	6m	Wing	7m	FB	Brk.	LD
1	HERNANDEZ FERRER Sergey	15/44	34	7/14	3/11	0/6	0/2	0/3	4/7	1/1
80	PORTNER Nikola	0/1	0			0/1				
TOTAL		15/45	33	7/14	3/11	0/6	0/3	1/3	4/7	1/1

Coach: Bennet Wiegert

Number of attacks: 61, Efficiency: 56%, Average Duration: 33.88 seconds

Attack by type of defense

	Shots	9m	6m	Wing	TF	E7	E2
On def. 6-0	26/45	3/15	4/4	4/8	9	6	3
Fastbreak	4/5				0	0	0

Defense by type

	Total	9m	6m	Wing	Stl.	C7	2m
Def. 6-0	21/34	7/16	5/8	6/6	4	3	0
Def. 3-2-1	3/6	0/0	3/3	0/0	1	0	0
Fastbreak	3/4				0	0	4

Attack with superiority / minority / goalkeeper out

	Attack				Reaction		
	Att.	Eff.	Shots	TF	FB	LD	Tot.
7 on 6 (GK out)	3	0%	0/2	1	0/1	0/0	0/1
6 on 6 (GK out)	2	0%	0/0	2	0/0	2/2	2/2
6 on 6	46	57%	26/41	5			
5 on 6	2	100%	2/2	0			
6 on 5 (GK out)	1	100%	1/1	0	0/0	0/0	0/0
6 on 5	6	83%	5/5	1			
6 on 4	1	0%	0/1	0			

Player superiority / GK out counted at the end of attack (in case it changes during attack)

Defense with superiority / minority / goalkeeper out

	Attack				Reaction		
	Att.	Eff.	Shots	TF	FB	LD	Tot.
7 on 6 (GK out)	4	25%	1/1	3	1/1	1/1	2/2
6 on 6 (GK out)	4	75%	3/3	1	0/0	0/0	0/0
6 on 5 (GK out)	2	100%	2/2	0	0/0	0/0	0/0
6 on 6	45	44%	20/36	9			
6 on 5	5	100%	5/5	0			
5 on 6	1	100%	1/1	0			

Numbers show attacking numbers of opponent. Lower efficiency of opponent means better defense of this team

Jersey number Tot. Total shooting 6m 6m (line) shooting 9m 9m shooting Wng Wing shooting FB Fastbreak sh. 7m 7m penalty sh.
 Brk. Breakthrough sh. LD Long distance sh. As. Assists PC Pass clear chance E7 Earned 7m pen. TF Technical faults St. Steals
 2m 2m punishments C7. Committed 7m E2 Earned 2m pun. YC. Yellow cards R/B Red/Blue cards Blk. Blocks S Starting Line-up



2023 IHF Men's Super Globe

Saudi Arabia (Dammam)

Final Round, Finals



Match Team Statistics

Match No. 24

Füchse Berlin 32 - 34 SC Magdeburg

(16 - 13) (13 - 16) (OT1: 3 - 5)

12.11.2023. 20:15

Attendance: 1800

Dammam Sports Hall

Referees: Andreu Marin (ESP) / Ignacio Garcia (ESP)

Shot distribution by player

2 L. Meister

3 P. Chrapkowski

6 M. Musche

	1/1	
0/1		

1 post

7 F. Claar

	0/1	
0/1		1/1

11 D. Petterson

	1/1	2/2
0/1		0/1
	1/2	

13 J. Smarason

		1/2
3/3	1/2	2/2

1 miss.

14 O. Magnusson

0/1		2/2
	0/2	1/1
	0/1	1/3

17 T. Hornke

21 A. Lagergren

2/2		
2/3		3/4

22 L. Mertens

1/2		
1/1		

23 M. Saugstrup

	1/1	
1/2		

24 C. O'Sullivan

0/1		
2/2	1/1	

1 miss.

34 M. Damgaard

		0/1
1/2		1/2

54 O. Bergendahl

1/1		

TOTAL

3/5	3/4	5/6
0/3	0/2	1/3
11/15	3/6	8/12

1 post 2 miss.

Saves distribution goalkeepers

1 S. Hernandez

2/9	3/5	2/3
0/1		0/1
2/12	4/4	2/9

80 N. Portner

	0/1	

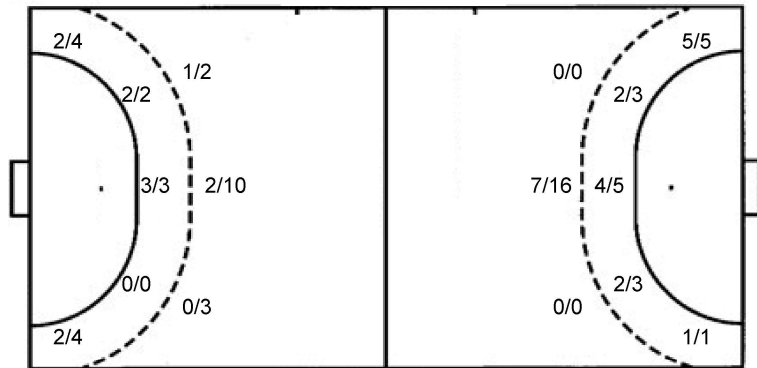
TOTAL

2/9	3/5	2/3
0/1		0/1
2/12	4/5	2/9

Shots by position

ATTACK

DEFENSE



7m penalties 2/7
Fastbreak 4/5
Breakthrough 15/18
Long dist. 1/1

7m penalties 3/3
Fastbreak 3/4
Breakthrough 3/7
Long dist. 2/3

Shooting statistics

Position	Goals	Sav.	Miss.	Post	Blk.	Total	%
Back (9m)	3	10	2	0	0	15	20
Line (6m)	5	0	0	0	0	5	100
Wing	4	3	0	1	0	8	50
7m penalties	2	5	0	0	0	7	29
Fastbreak	4	1	0	0	0	5	80
Breakthrough	15	3	0	0	0	18	83
Total	33	22	2	1	0	58	57

Jersey number Tot. Total shooting 6m 6m (line) shooting 9m 9m shooting Wng Wing shooting FB Fastbreak sh. 7m 7m penalty sh.
Brk. Breakthrough sh. LD Long distance sh. As. Assists PC Pass clear chance E7 Earned 7m pen. TF Technical faults St. Steals
2m 2m punishments C7. Committed 7m E2 Earned 2m pun. YC. Yellow cards R/B Red/Blue cards Blk. Blocks S Starting Line-up

Handball statistics and livescore by Toma-soft ltd (www.toma-soft.hr)



2023 IHF Men's Super Globe
Saudi Arabia (Dammam)
 Final Round, Finals

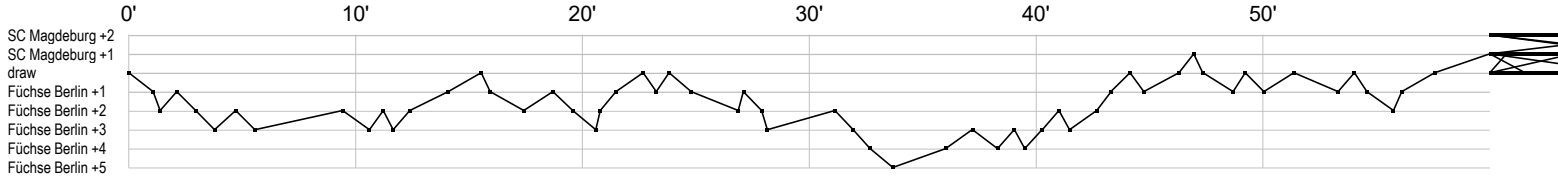


Match Team Statistics
Match No. 24

Füchse Berlin 32 - 34 SC Magdeburg
 (16 - 13) (13 - 16) (OT1: 3 - 5)

12.11.2023. 20:15
 Attendance: 1800
 Dammam Sports Hall

Referees: Andreu Marin (ESP) / Ignacio Garcia (ESP)



Füchse Berlin

1 Ludwig L	
9 Tollbring J	g a g g g g bg g b
11 Andersson L	a g f p p a a f f a t f f t c a bg a g e
17 Lichtlein N	g i a t f i a t f
18 Lindberg H	g g p g
19 Gidsel M	agy f bf t g e a g e g g a g ft a a a t g f g c2 f
20 Freihöfer T	
25 Langhoff M	f c f
33 Sauter M	t
34 Av Teigum H	
35 Kopljär M	g 2c
36 Overby S	
43 Jacobs J	i
93 Marsenic M	g f2 t t g g g gi 2
96 Milosavjević D	s r s r s r r r r r s r s r r r s r s r r r r s r r s r s r s r s r

SC Magdeburg

1 Hernandez	r r s r r r s s r r s s r r r r r s r r s r r s r r
2 Meister L	
3 Chrapkowski	
6 Musche M	f ba
7 Claar F	y f t g f 2
11 Pettersson D	f g t g g b g f c g
13 Smarason J	g g f g t a c p p a f p f g g a p g i
14 Magnusson O	p t f a a f g fg f g f
17 Hornke T	
21 Lagergren A	fg g g e g t g g ei a e a f g t
22 Mertens L	g g f
23 Saugstrup M	a 2 c x g f
24 O'Sullivan C	bg2 g f t f g ba2 ei
34 Damgaard	gf
54 Bergendahl O	g e
80 Portner N	r

In game	g Goal scored	f Missed shot	a Assist	t Technical faults	b Steal
2 2min suspension	e Earned 7m	c Committed 7m	y Yellow card	r Red Card	k Blue card
i Earned 2min.	x Block	4 4min suspension	p Pass for clear chance	s Saved shot	r Received goal