



# 2023 IHF Men's Super Globe

## Saudi Arabia (Dammam)

Final Round, 5-6. place



Match Team Statistics

Match No. 22

### Al Ahly 35 - 34 Khaleej Club

(14 - 16) (16 - 14) (SO: 5 - 4)

12.11.2023. 15:15

Attendance: 1500

Dammam Sports Hall

Referees: Mirza Kurtagic (SWE) / Mattias Wetterwik (SWE)

### Al Ahly

Players		Goals / shots									Attack				Def.			Penalties				TP				
#	Surname and name	S	Tot.	%	9m	6m	Wing	7m	FB	Brk.	LD	As.	PC	E7	E2	TF	St.	C7	Blk	YC	2m		R	B		
2	NABIL Sheref		1/1	100	1/1																				16:30	
4	RADY Ahmed		1/5	20	0/4					1/1		2	1			1									19:19	
5	RAMADAN Mohsen	S	6/7	86	4/5			1/1	1/1			2			1		1								48:02	
10	ABDOU Abdelrahman	S	3/6	50	2/5					1/1		5	1	1		1	1							1	41:02	
11	ASHOUR Abdelaziz		2/3	67			0/1		1/1		1/1						1							1	19:15	
13	RASHID Saif		1/1	100						1/1		1		1	3									1	13:18	
16	TAHA Abdelrahman																									1:18
17	KHAIRY Ahmed		0/2	0		0/1					0/1	5	1	1		2										27:45
19	DAHROUG Omar		3/3	100			2/2	1/1																		17:26
24	EL MASRY Ibrahim	S											1			1		1		1						21:35
62	MAGDY Mohamed		0/2	0	0/1	0/1										2										15:57
72	SAIFELDEEN Yasser		3/3	100		2/2			1/1							1		2					1			26:17
79	HESHAM Ahmed	S	5/7	71			4/5	1/2				1				1			1		1					50:58
80	ADEL Ahmed	S	6/6	100		5/5		1/1							1	1										13:48
97	IBRAHIM Mohamed	S	1/1	100		1/1																				55:09
98	HASSAN Omar	S	3/5	60		0/1	1/1	2/3																1		32:21
Team / bench																										
UKUPNO			35/52	67	7/16	8/11	7/9	6/8	3/3	3/3	1/2	16	4	3	5	10	3	3	1	1	6	0	0			

Goalkeepers		Saves / shots								
#	Surname and name	Tot.	%	9m	6m	Wing	7m	FB	Brk.	LD
16	TAHA Abdelrahman	2/13	15	1/3	0/3	0/1	1/3		0/3	
97	IBRAHIM Mohamed	9/32	28	5/10	1/6	1/5	1/5	0/2	1/4	
TOTAL		11/45	24	6/13	1/9	1/6	2/8	0/2	1/7	0/0

Coach: David Davis

Number of attacks: 58, Efficiency: 60%, Average Duration: 30.36 seconds

### Attack by type of defense

	Shots	9m	6m	Wing	TF	E7	E2
On def. 6-0	22/35	6/15	8/11	5/6	10	3	5
Fastbreak	3/3				0	0	0

### Defense by type

	Total	9m	6m	Wing	Stl.	C7	2m
Def. 6-0	25/38	7/15	8/10	4/6	3	3	0
Fastbreak	2/2				0	0	6

### Attack with superiority / minority / goalkeeper out

	Attack				Reaction		
	Att.	Eff.	Shots	TF	FB	LD	Tot.
7 on 5 (GK out)	1	100%	1/1	0	0/0	0/0	0/0
6 on 6 (GK out)	4	75%	3/4	0	0/0	0/0	0/0
6 on 5 (GK out)	3	100%	3/3	0	0/0	0/0	0/0
6 on 6	41	51%	21/31	10			
6 on 5	5	80%	4/5	0			
6 on 4	2	100%	2/2	0			
5 on 6	1	100%	1/1	0			
5 on 5	1	0%	0/1	0			

Player superiority / GK out counted at the end of attack (in case it changes during attack)

### Defense with superiority / minority / goalkeeper out

	Attack				Reaction		
	Att.	Eff.	Shots	TF	FB	LD	Tot.
7 on 6 (GK out)	5	60%	3/4	1	2/2	0/0	2/2
6 on 6 (GK out)	2	50%	1/1	1	0/0	0/0	0/0
5 on 6 (GK out)	1	0%	0/0	1	0/0	1/1	1/1
6 on 6	39	49%	19/29	10			
7 on 5 (GK out)	1	100%	1/1	0	0/0	0/0	0/0
6 on 5 (GK out)	4	100%	4/4	0	0/0	0/1	0/1
6 on 5	6	100%	6/6	0			
5 on 5	1	0%	0/0	1			

Numbers show attacking numbers of opponent. Lower efficiency of opponent means better defense of this team

# Jersey number Tot. Total shooting 6m 6m (line) shooting 9m 9m shooting Wng Wing shooting FB Fastbreak sh. 7m 7m penalty sh.  
 Brk. Breakthrough sh. LD Long distance sh. As. Assists PC Pass clear chance E7 Earned 7m pen. TF Technical faults St. Steals  
 2m 2m punishments C7. Committed 7m E2 Earned 2m pun. YC. Yellow cards R/B Red/Blue cards Blk. Blocks S Starting Line-up



# 2023 IHF Men's Super Globe

## Saudi Arabia (Dammam)

### Final Round, 5-6. place



#### Match Team Statistics

Match No. 22

#### Al Ahly 35 - 34 Khaleej Club

(14 - 16) (16 - 14) (SO: 5 - 4)

12.11.2023. 15:15

Attendance: 1500

Dammam Sports Hall

Referees: Mirza Kurtagic (SWE) / Mattias Wetterwik (SWE)

#### Shot distribution by player

<b>2 S. Nabil</b>	<b>4 A. Rady</b>	<b>5 M. Ramadan</b>	<b>10 A. Abdou</b>	<b>11 A. Ashour</b>	<b>13 S. Rashid</b>	<b>17 A. Khairy</b>
1/1	0/2 0/1 0/1 1/1	4/4 1/1 1/1 1 miss.	1/1 1/1 1/1 0/1 1 post 1 miss.	1/1 1/1 0/1	1/1	0/1 0/1
<b>19 O. Dahroug</b>	<b>24 I. El Masry</b>	<b>62 M. Magdy</b>	<b>72 Y. Saifelddeen</b>	<b>79 A. Hesham</b>	<b>80 A. Adel</b>	<b>98 O. Hassan</b>
1/1 1/1		0/1 1 block	1/1 1/1 1/1	1/1 1/2 3/3 1 post	1/1 1/1	1/1 0/1 0/1 1/1

#### TOTAL

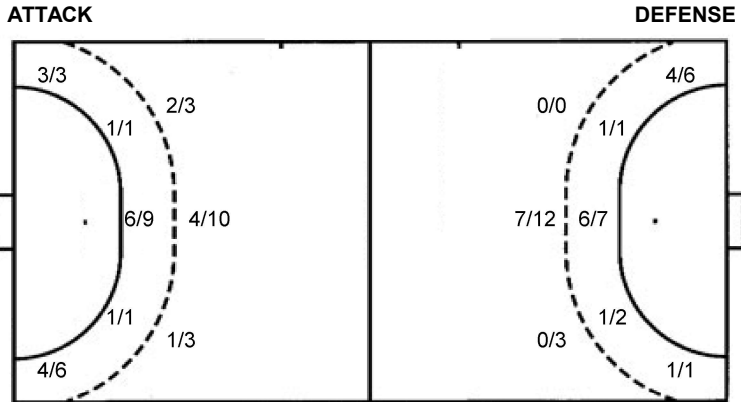
3/6	4/5	1/1
1/3	1/1	4/4
10/11	4/7	6/8

2 post 2 miss. 1 block

#### Saves distribution goalkeepers

<b>16 A. Taha</b>	<b>97 M. Ibrahim</b>	<b>TOTAL</b>
0/1 1/1 1/5	0/3 0/4 1/4 4/5 2/7 1/1 1/8	0/1 0/3 0/4 2/5 4/6 3/12 1/2 1/12

#### Shots by position



7m penalties	6/8	7m penalties	6/8
Fastbreak	3/3	Fastbreak	2/2
Breakthrough	3/3	Breakthrough	6/7
Long dist.	1/2	Long dist.	0/0

#### Shooting statistics

Position	Goals	Sav.	Miss.	Post	Blk.	Total	%
Back (9m)	7	5	2	1	1	16	44
Line (6m)	8	3	0	0	0	11	73
Wing	7	1	0	1	0	9	78
7m penalties	6	2	0	0	0	8	75
Fastbreak	3	0	0	0	0	3	100
Breakthrough	3	0	0	0	0	3	100
<b>Total</b>	<b>34</b>	<b>11</b>	<b>2</b>	<b>2</b>	<b>1</b>	<b>50</b>	<b>68</b>

# Jersey number Tot. Total shooting 6m 6m (line) shooting 9m 9m shooting Wng Wing shooting FB Fastbreak sh. 7m 7m penalty sh.  
 Brk. Breakthrough sh. LD Long distance sh. As. Assists PC Pass clear chance E7 Earned 7m pen. TF Technical faults St. Steals  
 2m 2m punishments C7. Committed 7m E2 Earned 2m pun. YC. Yellow cards R/B Red/Blue cards Blk. Blocks S Starting Line-up

Handball statistics and livescore by Toma-soft ltd (www.toma-soft.hr)



# 2023 IHF Men's Super Globe

## Saudi Arabia (Dammam)

Final Round, 5-6. place



### Match Team Statistics

Match No. 22

### Al Ahly 35 - 34 Khaleej Club

(14 - 16) (16 - 14) (SO: 5 - 4)

12.11.2023. 15:15

Attendance: 1500

Dammam Sports Hall

Referees: Mirza Kurtagic (SWE) / Mattias Wetterwik (SWE)

### Khaleej Club

#	Surname and name	S	Goals / shots								Attack				Def.			Penalties				TP				
			Tot.	%	9m	6m	Wing	7m	FB	Brk.	LD	As.	PC	E7	E2	TF	St.	C7	Blk	YC	2m		R	B		
1	AL MOHSIN Sadiq														1											8:58
2	AL MESKEEN Ali	S	3/3	100			2/2		1/1																	35:45
3	AL IBRAHIM Ali		2/3	67		1/2		1/1															1			10:30
7	AL MESKEEN Mohammed	S	2/3	67			2/2	0/1																		18:36
10	AL SAIHATI Jehad																1			2						29:17
13	NENADIC Petar	S	10/12	83	6/6	1/1	0/1	2/2		1/2		8		1	1	5	1			1						51:01
19	TAKUDA Shinnosuke	S	3/9	33	0/5	0/1			1/1	2/2					4											53:52
21	ABDUL HUSSAIN Mohammed	S																								53:31
23	AL BASHA Mohammed Hani																									
33	AL MOHSEN Hussain																									0:03
34	AL SAIHATI Mansour		1/3	33	0/1			1/2				1			1											12:38
57	AL SALEEM Mujtaba	S	4/6	67	1/3	1/1				2/2		3		1	2	2	1						1			49:39
59	AL TRAIKI Hassan		5/6	83		1/1	1/2	2/2		1/1					1											27:38
77	AL MAA Mahroon																									4:47
78	AL IBRAHIM Hassan																1	1								11:33
89	SHEBIB Mohammed Mamdouh	S	4/4	100		4/4						1		1	1	1	1						2			52:12
	Team / bench																						1			
	UKUPNO		34/49	69	7/15	8/10	5/7	6/8	2/2	6/7	0/0	13	0	3	5	14	2	3	1	1	7	0	0			

#	Surname and name	Saves / shots								
		Tot.	%	9m	6m	Wing	7m	FB	Brk.	LD
21	ABDUL HUSSAIN Mohammed	12/47	26	5/12	3/11	1/8	2/8	0/3	0/3	1/2
33	AL MOHSEN Hussain									
	TOTAL	12/47	26	5/12	3/11	1/8	2/8	0/3	0/3	1/2

Coach: Dimitris Dimitroulias

Number of attacks: 59, Efficiency: 58%, Average Duration: 36.83 seconds

### Attack by type of defense

	Shots	9m	6m	Wing	TF	E7	E2
On def. 6-0	25/38	7/15	8/10	4/6	14	3	5
Fastbreak	2/2				0	0	0

### Defense by type

	Total	9m	6m	Wing	Stl.	C7	2m
Def. 6-0	22/35	6/15	8/11	5/6	2	3	0
Fastbreak	3/3				0	0	7

### Attack with superiority / minority / goalkeeper out

	Attack				Reaction		
	Att.	Eff.	Shots	TF	FB	LD	Tot.
7 on 6 (GK out)	5	60%	3/4	1	2/2	0/0	2/2
6 on 6 (GK out)	2	50%	1/1	1	0/0	0/0	0/0
5 on 6 (GK out)	1	0%	0/0	1	0/0	1/1	1/1
6 on 6	39	49%	19/29	10			
7 on 5 (GK out)	1	100%	1/1	0	0/0	0/0	0/0
6 on 5 (GK out)	4	100%	4/4	0	0/0	0/1	0/1
6 on 5	6	100%	6/6	0			
5 on 5	1	0%	0/0	1			

Player superiority / GK out counted at the end of attack (in case it changes during attack)

### Defense with superiority / minority / goalkeeper out

	Attack				Reaction		
	Att.	Eff.	Shots	TF	FB	LD	Tot.
7 on 5 (GK out)	1	100%	1/1	0	0/0	0/0	0/0
6 on 6 (GK out)	4	75%	3/4	0	0/0	0/0	0/0
6 on 5 (GK out)	3	100%	3/3	0	0/0	0/0	0/0
6 on 6	41	51%	21/31	10			
6 on 5	5	80%	4/5	0			
6 on 4	2	100%	2/2	0			
5 on 6	1	100%	1/1	0			
5 on 5	1	0%	0/1	0			

Numbers show attacking numbers of opponent. Lower efficiency of opponent means better defense of this team

# Jersey number Tot. Total shooting 6m 6m (line) shooting 9m 9m shooting Wng Wing shooting FB Fastbreak sh. 7m 7m penalty sh.  
 Brk. Breakthrough sh. LD Long distance sh. As. Assists PC Pass clear chance E7 Earned 7m pen. TF Technical faults St. Steals  
 2m 2m punishments C7. Committed 7m E2 Earned 2m pun. YC. Yellow cards R/B Red/Blue cards Blk. Blocks S Starting Line-up



# 2023 IHF Men's Super Globe

## Saudi Arabia (Dammam)

### Final Round, 5-6. place



#### Match Team Statistics

Match No. 22

#### Al Ahly 35 - 34 Khaleej Club

(14 - 16) (16 - 14) (SO: 5 - 4)

12.11.2023. 15:15

Attendance: 1500

Dammam Sports Hall

Referees: Mirza Kurtagic (SWE) / Mattias Wetterwik (SWE)

#### Shot distribution by player

1 S. Al Mohsin


2 A. Al Meskeen

		1/1
1/1		1/1

3 A. Al Ibrahim

		0/1
1/1		1/1

7 M. Al Meskeen

	2/2	
0/1		

10 J. Al Saihati


13 P. Nenadic

	1/1	3/3
		0/1
2/2		4/4

1 miss.

19 S. Takuda

2/2		0/1
0/1		1/2

2 post 1 block

23 M. Al Basha


34 M. Al Saihati

1/2	0/1	

57 M. Al Salem

0/1		
1/2	1/1	2/2

59 H. Al Traiki

1/1		1/2
1/1		2/2

77 M. AL Maa


78 H. Al Ibrahim


89 M. Shebib

	1/1	
		1/1
2/2		

#### TOTAL

1/1	3/3	4/4
3/5		2/6
9/12	1/2	11/12

2 post 1 miss. 1 block

#### Saves distribution goalkeepers

21 M. Abdul Hussain

3/6	1/5	0/1
2/3	0/1	0/4
1/11	3/7	2/9

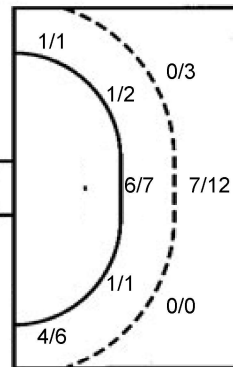
33 H. Al Mohsen


#### TOTAL

3/6	1/5	0/1
2/3	0/1	0/4
1/11	3/7	2/9

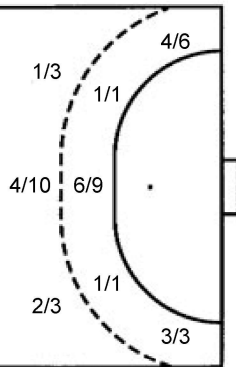
#### Shots by position

##### ATTACK



7m penalties 6/8  
Fastbreak 2/2  
Breakthrough 6/7  
Long dist. 0/0

##### DEFENSE



7m penalties 6/8  
Fastbreak 3/3  
Breakthrough 3/3  
Long dist. 1/2

#### Shooting statistics

Position	Goals	Sav.	Miss.	Post	Blk.	Total	%
Back (9m)	7	6	0	1	1	15	47
Line (6m)	8	1	0	1	0	10	80
Wing	5	1	1	0	0	7	71
7m penalties	6	2	0	0	0	8	75
Fastbreak	2	0	0	0	0	2	100
Breakthrough	6	1	0	0	0	7	86
<b>Total</b>	<b>34</b>	<b>11</b>	<b>1</b>	<b>2</b>	<b>1</b>	<b>49</b>	<b>69</b>

# Jersey number Tot. Total shooting 6m 6m (line) shooting 9m 9m shooting Wng Wing shooting FB Fastbreak sh. 7m 7m penalty sh.  
Brk. Breakthrough sh. LD Long distance sh. As. Assists PC Pass clear chance E7 Earned 7m pen. TF Technical faults St. Steals  
2m 2m punishments C7. Committed 7m E2 Earned 2m pun. YC. Yellow cards R/B Red/Blue cards Blk. Blocks S Starting Line-up

Handball statistics and livescore by Toma-soft ltd (www.toma-soft.hr)

