



# 2023 IHF Men's Super Globe

## Saudi Arabia (Dammam)

### Final Round, 7-8. place



#### Match Team Statistics

Match No. 21

#### Kuwait SC 29 - 24 Al-Najma Club

(15 - 12) (14 - 12)

12.11.2023. 13:15

Attendance: 500

Dammam Sports Hall

Referees: Sebastian Lenci (ARG) / Juan Lopez Grillo (ARG)

#### Kuwait SC

#	Surname and name	S	Goals / shots								Attack					Def.			Penalties				TP		
			Tot.	%	9m	6m	Wing	7m	FB	Brk.	LD	As.	PC	E7	E2	TF	St.	C7	Blk	YC	2m	R		B	
4	ALKANDERI Hussain																								
6	SALEH Ali	S	1/2	50			0/1			1/1				5				1	2						53:33
7	ALSHAMMAR Abdualziz		6/8	75			4/6	1/1	1/1									2						30:48	
10	ALSHAMMAR Nawaf		1/2	50	0/1									1										29:13	
11	ALI Hussain		1/1	100			1/1																	2:44	
21	YAQOUB Abbas	S	1/1	100			1/1							1		1								29:30	
22	SAFAR Hasan	S												1				1						59:26	
23	ALADWANI Saif	S	3/5	60	2/4				1/1					1	3			2	1					38:56	
25	TEIXEIRA Vinicius		1/3	33		1/3												1						36:02	
30	MARZO Frankis		9/13	69	5/8	1/1			2/2	1/2				3	2			1	1					39:49	
31	HERNANDEZ Angel	S	2/6	33	1/2					1/4								2				1		34:46	
32	ALBALOUL Abdulrahman																								
33	ALSHAMMAR Meshari		3/4	75		3/3			0/1															23:58	
34	ALDOUSARI Abdoulaziz	S	1/2	50	1/1	0/1								1										33:12	
42	SAADOON Fawaz		0/1	0	0/1													1						8:03	
94	SAFAR Ali	S																							
	Team / bench																								
	UKUPNO		29/48	60	9/17	5/8	6/9	1/1	5/6	3/7	0/0			13	5	1	0	11	4	2	0	0	1	0	0

#	Surname and name	Saves / shots								
		Tot.	%	9m	6m	Wing	7m	FB	Brk.	LD
22	SAFAR Hasan	17/41	41	3/9	5/10	2/7	0/1	1/5	6/9	
94	SAFAR Ali									
	TOTAL	17/41	41	3/9	5/10	2/7	0/1	1/5	6/9	0/0

Coach: Haitham Alrashidi

Number of attacks: 56, Efficiency: 52%, Average Duration: 32.55 seconds

#### Attack by type of defense

	Shots	9m	6m	Wing	TF	E7	E2
On def. 6-0	23/40	9/17	5/8	6/8	11	1	0
Fastbreak	5/6				0	0	0

#### Defense by type

	Total	9m	6m	Wing	Stl.	C7	2m
Def. 6-0	5/13	1/3	2/5	1/2	3	0	0
Def. 5-1	14/28	5/6	3/6	4/9	1	2	0
Fastbreak	4/5				0	0	1

#### Attack with superiority / minority / goalkeeper out

	Attack				Reaction		
	Att.	Eff.	Shots	TF	FB	LD	Tot.
7 on 6 (GK out)	1	0%	0/1	0	0/0	0/0	0/0
6 on 6 (GK out)	1	100%	1/1	0	0/0	0/0	0/0
6 on 6	50	50%	25/40	10			
6 on 5	4	75%	3/3	1			

Player superiority / GK out counted at the end of attack (in case it changes during attack)

#### Defense with superiority / minority / goalkeeper out

	Attack				Reaction		
	Att.	Eff.	Shots	TF	FB	LD	Tot.
7 on 6 (GK out)	3	33%	1/3	0	0/0	0/0	0/0
6 on 6 (GK out)	2	50%	1/2	0	0/0	0/0	0/0
6 on 6	47	45%	21/36	11			
5 on 6	1	0%	0/0	1			
6 on 5	2	50%	1/2	0			

Numbers show attacking numbers of opponent. Lower efficiency of opponent means better defense of this team

# Jersey number Tot. Total shooting 6m 6m (line) shooting 9m 9m shooting Wng Wing shooting FB Fastbreak sh. 7m 7m penalty sh.  
 Brk. Breakthrough sh. LD Long distance sh. As. Assists PC Pass clear chance E7 Earned 7m pen. TF Technical faults St. Steals  
 2m 2m punishments C7. Committed 7m E2 Earned 2m pun. YC. Yellow cards R/B Red/Blue cards Blk. Blocks S Starting Line-up



# 2023 IHF Men's Super Globe

## Saudi Arabia (Dammam)

### Final Round, 7-8. place



#### Match Team Statistics

Match No. 21

#### Kuwait SC 29 - 24 Al-Najma Club

(15 - 12) (14 - 12)

12.11.2023. 13:15

Attendance: 500

Dammam Sports Hall

Referees: Sebastian Lenci (ARG) / Juan Lopez Grillo (ARG)

#### Shot distribution by player

<b>4 H. Alkanderi</b>	<b>6 A. Saleh</b>	<b>7 A. Alshammar</b>	<b>10 N. Alshammar</b>	<b>11 H. Ali</b>	<b>21 A. Yaqoub</b>	<b>23 S. Aladwani</b>
	1/1	1/1 1/1 1/2			1/1	1/3 1/1 1/1
		1/1				
	0/1	1/1	1/1			

1 post

1 block

<b>25 V. Teixeira</b>	<b>30 F. Marzo</b>	<b>31 A. Hernandez</b>	<b>32 A. Albaloul</b>	<b>33 M. Alshammar</b>	<b>34 A. Aldousari</b>	<b>42 F. Saadon</b>
	2/3	1/2 1/2				0/1
0/1	1/1	0/1		0/1		
	3/4			3/3	1/2	

1 post

1 post 1 block

1 post

#### TOTAL

4/7	3/3	6/10
2/4		1/2
6/7	1/1	6/8

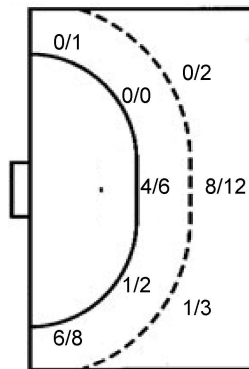
4 post 2 block

#### Saves distribution goalkeepers

<b>22 H. Safar</b>	<b>94 A. Safar</b>	<b>TOTAL</b>
3/4 1/2 2/7		3/4 1/2 2/7
2/4		2/4
4/9 1/3 2/5		4/9 1/3 2/5

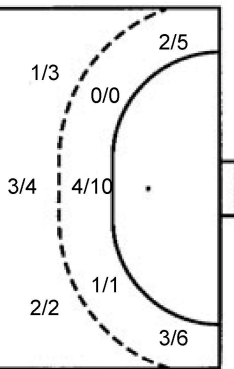
#### Shots by position

##### ATTACK



7m penalties	1/1
Fastbreak	5/6
Breakthrough	3/7
Long dist.	0/0

##### DEFENSE



7m penalties	1/2
Fastbreak	4/5
Breakthrough	3/10
Long dist.	0/0

#### Shooting statistics

Position	Goals	Sav.	Miss.	Post	Blk.	Total	%
Back (9m)	9	6	0	0	2	17	53
Line (6m)	5	2	0	1	0	8	63
Wing	6	2	0	1	0	9	67
7m penalties	1	0	0	0	0	1	100
Fastbreak	5	1	0	0	0	6	83
Breakthrough	3	2	0	2	0	7	43
<b>Total</b>	<b>29</b>	<b>13</b>	<b>0</b>	<b>4</b>	<b>2</b>	<b>48</b>	<b>60</b>

# Jersey number Tot. Total shooting 6m 6m (line) shooting 9m 9m shooting Wng Wing shooting FB Fastbreak sh. 7m 7m penalty sh.  
 Brk. Breakthrough sh. LD Long distance sh. As. Assists PC Pass clear chance E7 Earned 7m pen. TF Technical faults St. Steals  
 2m 2m punishments C7. Committed 7m E2 Earned 2m pun. YC. Yellow cards R/B Red/Blue cards Blk. Blocks S Starting Line-up

Handball statistics and livescore by Toma-soft ltd (www.toma-soft.hr)



# 2023 IHF Men's Super Globe

## Saudi Arabia (Dammam)

Final Round, 7-8. place



Match Team Statistics

Match No. 21

### Kuwait SC 29 - 24 Al-Najma Club

(15 - 12) (14 - 12)

12.11.2023. 13:15

Attendance: 500

Dammam Sports Hall

Referees: Sebastian Lenci (ARG) / Juan Lopez Grillo (ARG)

### Al-Najma Club

Players		Goals / shots									Attack				Def.			Penalties				TP		
#	Surname and name	S	Tot.	%	9m	6m	Wing	7m	FB	Brk.	LD	As.	PC	E7	E2	TF	St.	C7	Blk	YC	2m		R	B
3	MADAN Hasan	S	5/8	63	1/1	4/7											2			1				44:19
9	ABDULREDHA Mohamed		1/3	33	1/2	0/1						1										1		35:34
15	MOHAMED Adel	S	2/6	33			0/3		2/3													1		24:00
16	SHAMLAN Hamad																							
23	ALZAIMOOR Mujtaba	S	1/4	25						1/4			2	1	1	3								24:45
27	ASKANI Bilal	S	1/1	100			1/1																	17:50
28	ALJUNAID Saud	S	2/2	100	1/1					1/1		2	2			1	1							45:21
29	SHUBBAR Syed Ali																							13:50
33	ALI Ali		3/6	50			2/5		1/1							1	1							41:10
37	SALEH Ali	S																						9:13
66	MAHFOODH Komail		0/1	0		0/1							1			1								7:48
77	RADHI Jasim																							48:54
88	ALI Hasan		2/3	67	1/1					1/2		2	2			1						1		13:21
89	HABIB Mahdi		3/4	75		0/1	2/2	1/1																37:46
93	AHMED Mohamed		2/4	50	1/2	1/1		0/1				4	1			3					1			35:54
98	ALZAIMOOR Abdulla	S	2/6	33	1/2				1/1	0/3		3		1										20:15
	Team / bench																							
	UKUPNO		24/48	50	6/9	5/11	5/11	1/2	4/5	3/10	0/0	12	8	2	1	12	1	1	2	1	2	0	0	

Goalkeepers		Saves / shots								
#	Surname and name	Tot.	%	9m	6m	Wing	7m	FB	Brk.	LD
16	SHAMLAN Hamad									
37	SALEH Ali	1/6	17	1/4		0/1		0/1		
77	RADHI Jasim	12/36	33	5/11	2/7	2/7	0/1	1/5	2/5	
	TOTAL	13/42	31	6/15	2/7	2/8	0/1	2/6	2/5	0/0

Coach: **Sayed Ali Alfalahi**

Number of attacks: 55, Efficiency: 44%, Average Duration: 31.84 seconds

### Attack by type of defense

	Shots	9m	6m	Wing	TF	E7	E2
On def. 6-0	5/13	1/3	2/5	1/2	5	0	0
On def. 5-1	14/28	5/6	3/6	4/9	6	2	1
Fastbreak	4/5				1	0	0

### Defense by type

	Total	9m	6m	Wing	Stl.	C7	2m
Def. 6-0	23/40	9/17	5/8	6/8	1	1	0
Fastbreak	5/6				0	0	2

### Attack with superiority / minority / goalkeeper out

	Attack				Reaction		
	Att.	Eff.	Shots	TF	FB	LD	Tot.
7 on 6 (GK out)	3	33%	1/3	0	0/0	0/0	0/0
6 on 6 (GK out)	2	50%	1/2	0	0/0	0/0	0/0
6 on 6	47	45%	21/36	11			
5 on 6	1	0%	0/0	1			
6 on 5	2	50%	1/2	0			

Player superiority / GK out counted at the end of attack (in case it changes during attack)

### Defense with superiority / minority / goalkeeper out

	Attack				Reaction		
	Att.	Eff.	Shots	TF	FB	LD	Tot.
7 on 6 (GK out)	1	0%	0/1	0	0/0	0/0	0/0
6 on 6 (GK out)	1	100%	1/1	0	0/0	0/0	0/0
6 on 6	50	50%	25/40	10			
6 on 5	4	75%	3/3	1			

Numbers show attacking numbers of opponent. Lower efficiency of opponent means better defense of this team

# Jersey number Tot. Total shooting 6m 6m (line) shooting 9m 9m shooting Wng Wing shooting FB Fastbreak sh. 7m 7m penalty sh.  
 Brk. Breakthrough sh. LD Long distance sh. As. Assists PC Pass clear chance E7 Earned 7m pen. TF Technical faults St. Steals  
 2m 2m punishments C7. Committed 7m E2 Earned 2m pun. YC. Yellow cards R/B Red/Blue cards Blk. Blocks S Starting Line-up



# 2023 IHF Men's Super Globe

## Saudi Arabia (Dammam)

### Final Round, 7-8. place



#### Match Team Statistics

Match No. 21

#### Kuwait SC 29 - 24 Al-Najma Club

(15 - 12) (14 - 12)

12.11.2023. 13:15

Attendance: 500

Dammam Sports Hall

Referees: Sebastian Lenci (ARG) / Juan Lopez Grillo (ARG)

#### Shot distribution by player

##### 3 H. Madan

		1/2
3/3	0/1	0/1

1/1 lob

##### 9 M. Abdulredha

0/1		
0/1		1/1

##### 15 A. Mohamed

1/1	0/1	
0/1		
1/1		

2 post

##### 23 M. Alzaimoor

0/1		
1/1		0/1

1 miss.

##### 27 B. Askani

		1/1

##### 28 S. Ajunaid

	1/1	1/1

##### 29 S. Shubbar


##### 33 A. Ali

		1/2
1/1		1/1

2 post

##### 66 K. Mahfoodh


1 post

##### 88 H. Ali

1/1		
		1/1

0/1 lob

##### 89 M. Habib

		2/2
0/1	1/1	

##### 93 M. Ahmed

		1/2
		1/1

1 post

##### 98 A. Alzaimoor

0/2		
		1/1
0/2	1/1	

##### TOTAL

1/4	1/2	5/7
2/4		4/5
5/9	2/3	3/5

6 post 1 miss. 1/2 lob

#### Saves distribution goalkeepers

##### 16 H. Shamlan


##### 37 A. Saleh

0/1	0/2	1/2
		0/1

##### 77 J. Radhi

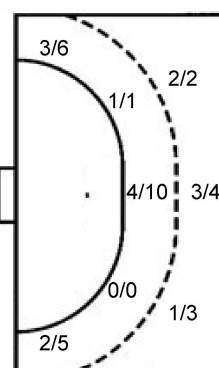
3/6	0/1	3/8
2/4		1/2
1/7	0/1	2/7

##### TOTAL

3/7	0/3	4/10
2/4		1/2
1/7	0/1	2/8

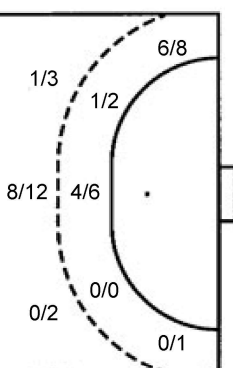
#### Shots by position

##### ATTACK



7m penalties	1/2
Fastbreak	4/5
Breakthrough	3/10
Long dist.	0/0

##### DEFENSE



7m penalties	1/1
Fastbreak	5/6
Breakthrough	3/7
Long dist.	0/0

#### Shooting statistics

Position	Goals	Sav.	Miss.	Post	Blk.	Total	%
Back (9m)	6	3	0	0	0	9	67
Line (6m)	5	5	0	1	0	11	45
Wing	5	2	0	4	0	11	45
7m penalties	1	0	0	1	0	2	50
Fastbreak	4	1	0	0	0	5	80
Breakthrough	3	6	1	0	0	10	30
<b>Total</b>	<b>24</b>	<b>17</b>	<b>1</b>	<b>6</b>	<b>0</b>	<b>48</b>	<b>50</b>

# Jersey number Tot. Total shooting 6m 6m (line) shooting 9m 9m shooting Wng Wing shooting FB Fastbreak sh. 7m 7m penalty sh.  
 Brk. Breakthrough sh. LD Long distance sh. As. Assists PC Pass clear chance E7 Earned 7m pen. TF Technical faults St. Steals  
 2m 2m punishments C7. Committed 7m E2 Earned 2m pun. YC. Yellow cards R/B Red/Blue cards Blk. Blocks S Starting Line-up

Handball statistics and livescore by Toma-soft ltd (www.toma-soft.hr)

