



2023 IHF Men's Super Globe
Saudi Arabia (Dammam)
Final Round, Semifinals



Match Team Statistics

Match No. 18

SC Magdeburg 28 - 24 Barlinek Industria
(15 - 14) (13 - 10)

11.11.2023. 20:15

Attendance: 850

Dammam Sports Hall

Referees: Vaclav Horacek (CZE) / Jiri Novotny (CZE)

SC Magdeburg

#	Surname and name	S	Goals / shots								Attack					Def.			Penalties				TP				
			Tot.	%	9m	6m	Wing	7m	FB	Brk.	LD	As.	PC	E7	E2	TF	St.	C7	Blk	YC	2m	R		B			
1	HERNANDEZ FERRER Sergey																										17:10
2	MEISTER Lucas																										
3	CHRAPKOWSKI Piotr																										0:39
6	MUSCHE Matthias		5/7	71				2/3		3/4																	58:11
7	CLAAR Felix	S	5/9	56	3/6	1/1									2	1	2					3	1	1			53:36
11	PETTERSSON Daniel																										
13	SMARASON Janus	S	3/7	43	1/5										5	3	2						1				26:36
14	MAGNUSSON Omar Ingi	S	6/11	55	1/4				1/3	1/1	3/3				3								1	1	1	1	54:00
17	HORNKE Tim	S	4/6	67		2/2	1/1	0/1	1/1	0/1																	55:51
21	LAGERGREN Albin																										4:32
22	MERTENS Lukas	S																									0:12
23	SAUGSTRUP Magnus	S	3/5	60		3/5																			1		54:59
24	O'SULLIVAN Christian		2/3	67		1/1									1	1									1	1	39:38
34	DAMGAARD NIELSEN Michael																										0:02
54	BERGENDAHL Oscar																										12:23
80	PORTNER Nikola	S																							1		42:08
	Team / bench																										
	UKUPNO		28/48	58	5/15	7/9	3/4	1/4	5/6	7/10	0/0				11	5	4	3	5	5	3	2	1	1	0	0	

#	Surname and name	Saves / shots								
		Tot.	%	9m	6m	Wing	7m	FB	Brk.	LD
1	HERNANDEZ FERRER Sergey	5/10	50	3/3	0/2		0/1			2/4
80	PORTNER Nikola	8/27	30	3/7	3/6	1/3	1/2	0/4	0/5	
	TOTAL	13/37	35	6/10	3/8	1/3	1/3	0/4	2/9	0/0

Coach: Bennet Wiegert

Number of attacks: 49, Efficiency: 57%, Average Duration: 35.39 seconds

Attack by type of defense

	Shots	9m	6m	Wing	TF	E7	E2
On def. 6-0	19/35	5/15	7/9	1/2	5	4	3
On def. 5-1	1/1	0/0	0/0	0/0	0	0	0
Fastbreak	5/6				0	0	0

Defense by type

	Total	9m	6m	Wing	Stl.	C7	2m
Def. 6-0	16/33	4/15	4/7	1/1	5	3	0
Def. 5-1	2/4	0/0	1/3	1/1	0	0	0
Fastbreak	4/4				0	0	1

Attack with superiority / minority / goalkeeper out

	Attack				Reaction		
	Att.	Eff.	Shots	TF	FB	LD	Tot.
7 on 6 (GK out)	2	50%	1/2	0	0/0	0/0	0/0
7 on 5 (GK out)	1	0%	0/0	1	1/1	0/0	1/1
6 on 6 (GK out)	1	100%	1/1	0	0/0	0/0	0/0
6 on 6	38	58%	22/36	2			
6 on 5	6	50%	3/4	2			
5 on 6	1	100%	1/1	0			

Player superiority / GK out counted at the end of attack (in case it changes during attack)

Defense with superiority / minority / goalkeeper out

	Attack				Reaction		
	Att.	Eff.	Shots	TF	FB	LD	Tot.
7 on 6 (GK out)	1	100%	1/1	0	0/0	0/0	0/0
6 on 6 (GK out)	7	29%	2/5	2	1/1	0/0	1/1
6 on 6	35	49%	17/29	6			
5 on 6	3	100%	3/3	0			
6 on 5	3	33%	1/1	2			

Numbers show attacking numbers of opponent. Lower efficiency of opponent means better defense of this team

Jersey number Tot. Total shooting 6m 6m (line) shooting 9m 9m shooting Wng Wing shooting FB Fastbreak sh. 7m 7m penalty sh.
 Brk. Breakthrough sh. LD Long distance sh. As. Assists PC Pass clear chance E7 Earned 7m pen. TF Technical faults St. Steals
 2m 2m punishments C7. Committed 7m E2 Earned 2m pun. YC. Yellow cards R/B Red/Blue cards Blk. Blocks S Starting Line-up



2023 IHF Men's Super Globe
Saudi Arabia (Dammam)
 Final Round, Semifinals



Match Team Statistics

Match No. 18

SC Magdeburg 28 - 24 Barlinek Industria
 (15 - 14) (13 - 10)

11.11.2023. 20:15

Attendance: 850

Dammam Sports Hall

Referees: Vaclav Horacek (CZE) / Jiri Novotny (CZE)

Shot distribution by player

2 L. Meister

3 P. Chrapkowski

6 M. Musche

1/1		
1/2	1/2	2/2

7 F. Claar

		0/1
3/3	1/1	1/1

3 block

11 D. Petterson

13 J. Smarason

	1/1	
		0/1
2/2		

1 miss. 2 block

14 O. Magnusson

1/1		1/2
		2/2
1/1	1/2	

1 post 2 block

17 T. Hornke

	1/1	0/1
0/1		
		3/3

21 A. Lagergren

22 L. Mertens

23 M. Saugstrup

		0/1
1/2		2/2

24 C. O'Sullivan

		0/1
		2/2

34 M. Damgaard Nielsen

54 O. Bergendahl

TOTAL

1/1	2/2	1/4
1/2		2/5
8/10	3/5	10/10

1 post 1 miss. 7 block

Saves distribution goalkeepers

1 S. Hernandez Ferrer

1/1		1/1
1/5	2/2	

80 N. Portner

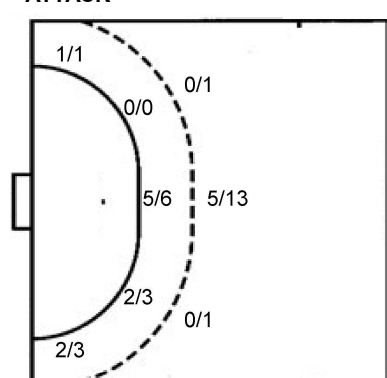
1/1	1/3	1/4
1/1		2/3
1/9	1/1	0/5

TOTAL

1/1	1/3	1/4
2/2		3/4
2/14	3/3	0/5

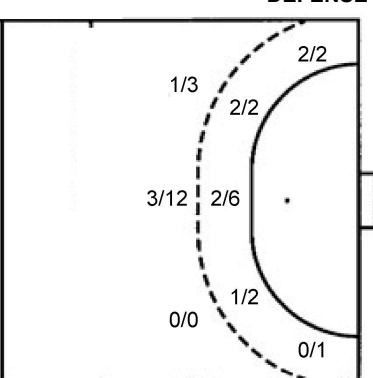
Shots by position

ATTACK



7m penalties 1/4
 Fastbreak 5/6
 Breakthrough 7/10
 Long dist. 0/0

DEFENSE



7m penalties 2/3
 Fastbreak 4/4
 Breakthrough 7/10
 Long dist. 0/0

Shooting statistics

Position	Goals	Sav.	Miss.	Post	Blk.	Total	%
Back (9m)	5	1	1	1	7	15	33
Line (6m)	7	2	0	0	0	9	78
Wing	3	1	0	0	0	4	75
7m penalties	1	3	0	0	0	4	25
Fastbreak	5	1	0	0	0	6	83
Breakthrough	7	3	0	0	0	10	70
Total	28	11	1	1	7	48	58

Jersey number Tot. Total shooting 6m 6m (line) shooting 9m 9m shooting Wng Wing shooting FB Fastbreak sh. 7m 7m penalty sh.
 Brk. Breakthrough sh. LD Long distance sh. As. Assists PC Pass clear chance E7 Earned 7m pen. TF Technical faults St. Steals
 2m 2m punishments C7. Committed 7m E2 Earned 2m pun. YC. Yellow cards R/B Red/Blue cards Blk. Blocks S Starting Line-up



2023 IHF Men's Super Globe

Saudi Arabia (Dammam)

Final Round, Semifinals



Match Team Statistics

Match No. 18

SC Magdeburg 28 - 24 Barlinek Industria

(15 - 14) (13 - 10)

11.11.2023. 20:15

Attendance: 850

Dammam Sports Hall

Referees: Vaclav Horacek (CZE) / Jiri Novotny (CZE)

Barlinek Industria Kielce

Players		Goals / shots									Attack					Def.			Penalties				TP		
#	Surname and name	S	Tot.	%	9m	6m	Wing	7m	FB	Brk.	LD	As.	PC	E7	E2	TF	St.	C7	Blk	YC	2m	R		B	
1	WALACH Milosz																								
5	OLEJNICZAK Michal	S	0/2	0	0/2													1				1			4:39
6	WIADERNY Szymon																								2:52
7	KOUNKOU BENOIT	S	1/1	100	1/1							1													31:21
9	SICKO Szymon		3/8	38	1/5					2/3		1	1		1	1						1			27:20
10	DUJSHEBAEV Alex		5/5	100	1/1	2/2				2/2		2	2	1		6						1			44:38
11	TOURNAT Nicolas		3/5	60		3/5																1			37:46
12	BLAZEJEWSKI Nikodem																								
18	KARACIC Igor	S	4/9	44	0/2			2/3	1/1	1/3		2	1			2									40:01
24	DUJSHEBAEV Daniel		2/5	40	1/4					1/1		1	1	1				1							32:32
25	THRASTARSON Haukur																								
33	WOLFF Adreas	S																							55:52
34	PACZKOWSKI Pawel		0/1	0			0/1									1									27:01
48	GEBALA Tomasz	S																			5				32:40
50	KARALEK Artsem	S	0/2	0		0/2								1					2	2					33:10
99	NAHI Dylan	S	6/7	86		0/1	2/2		3/3	1/1							3								50:08
	Team / bench																								
	UKUPNO		24/45	53	4/15	5/10	2/3	2/3	4/4	7/10	0/0	7	5	3	1	10	3	4	7	0	4	0	0		

Goalkeepers		Saves / shots								
#	Surname and name	Tot.	%	9m	6m	Wing	7m	FB	Brk.	LD
1	WALACH Milosz									
12	BLAZEJEWSKI Nikodem									
33	WOLFF Adreas	11/38	29	1/6	2/9	1/4	3/4	1/5	3/10	
	TOTAL	11/38	29	1/6	2/9	1/4	3/4	1/5	3/10	0/0

Coach: Talant Dujshabaev

Number of attacks: 49, Efficiency: 49%, Average Duration: 37.67 seconds

Attack by type of defense

	Shots	9m	6m	Wing	TF	E7	E2
On def. 6-0	16/33	4/15	4/7	1/1	9	3	1
On def. 5-1	2/4	0/0	1/3	1/1	1	0	0
Fastbreak	4/4				0	0	0

Defense by type

	Total	9m	6m	Wing	Stl.	C7	2m
Def. 6-0	19/35	5/15	7/9	1/2	3	4	0
Def. 5-1	1/1	0/0	0/0	0/0	0	0	0
Fastbreak	5/6				0	0	4

Attack with superiority / minority / goalkeeper out

	Attack				Reaction		
	Att.	Eff.	Shots	TF	FB	LD	Tot.
7 on 6 (GK out)	1	100%	1/1	0	0/0	0/0	0/0
6 on 6 (GK out)	7	29%	2/5	2	1/1	0/0	1/1
6 on 6	35	49%	17/29	6			
5 on 6	3	100%	3/3	0			
6 on 5	3	33%	1/1	2			

Player superiority / GK out counted at the end of attack (in case it changes during attack)

Defense with superiority / minority / goalkeeper out

	Attack				Reaction		
	Att.	Eff.	Shots	TF	FB	LD	Tot.
7 on 6 (GK out)	2	50%	1/2	0	0/0	0/0	0/0
7 on 5 (GK out)	1	0%	0/0	1	1/1	0/0	1/1
6 on 6 (GK out)	1	100%	1/1	0	0/0	0/0	0/0
6 on 6	38	58%	22/36	2			
6 on 5	6	50%	3/4	2			
5 on 6	1	100%	1/1	0			

Numbers show attacking numbers of opponent. Lower efficiency of opponent means better defense of this team

Jersey number Tot. Total shooting 6m 6m (line) shooting 9m 9m shooting Wng Wing shooting FB Fastbreak sh. 7m 7m penalty sh.
 Brk. Breakthrough sh. LD Long distance sh. As. Assists PC Pass clear chance E7 Earned 7m pen. TF Technical faults St. Steals
 2m 2m punishments C7. Committed 7m E2 Earned 2m pun. YC. Yellow cards R/B Red/Blue cards Blk. Blocks S Starting Line-up

Handball statistics and livescore by Toma-soft ltd (www.toma-soft.hr)



2023 IHF Men's Super Globe
Saudi Arabia (Dammam)
 Final Round, Semifinals



Match Team Statistics

Match No. 18

SC Magdeburg 28 - 24 Barlinek Industria
 (15 - 14) (13 - 10)

11.11.2023. 20:15

Attendance: 850

Dammam Sports Hall

Referees: Vaclav Horacek (CZE) / Jiri Novotny (CZE)

Shot distribution by player

5 M. Olejniczak

0/1		

1 block

6 S. Wiaderny

7 B. Kounkoud

		1/1

9 S. Sicko

1/3		1/1

1 post 1 miss. 1 block 1/1 lob

10 A. Dujšebaev

	1/1	2/2
2/2		

11 N. Tournat

		0/1
3/3		

1 post

18 I. Karačić

0/2		0/1
2/2	0/2	2/2

24 D. Dujšebaev

	1/1	
		1/1
0/1		

1 post 1 miss.

25 H. Thrastarson

34 P. Paczkowski

		0/1

48 T. Gebala

50 A. Karalek

0/1		
		0/1

99 D. Nahi

		1/1
4/4		1/1

1 miss.

TOTAL

0/1	2/3	3/4
0/2		1/4
12/14	0/3	5/5

3 post 3 miss. 2 block 1/1 lob

Saves distribution goalkeepers

1 M. Walach

12 N. Blazejewski

33 A. Wolff

0/1	0/2	3/4
1/2		3/5
2/10	2/4	0/10

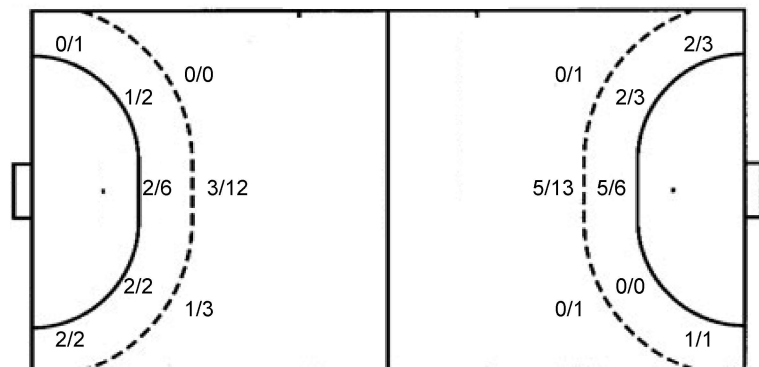
TOTAL

0/1	0/2	3/4
1/2		3/5
2/10	2/4	0/10

Shots by position

ATTACK

DEFENSE



7m penalties 2/3
 Fastbreak 4/4
 Breakthrough 7/10
 Long dist. 0/0

7m penalties 1/4
 Fastbreak 5/6
 Breakthrough 7/10
 Long dist. 0/0

Shooting statistics

Position	Goals	Sav.	Miss.	Post	Blk.	Total	%
Back (9m)	4	6	1	2	2	15	27
Line (6m)	5	3	1	1	0	10	50
Wing	2	1	0	0	0	3	67
7m penalties	2	1	0	0	0	3	67
Fastbreak	4	0	0	0	0	4	100
Breakthrough	7	2	1	0	0	10	70
Total	24	13	3	3	2	45	53

Jersey number Tot. Total shooting 6m 6m (line) shooting 9m 9m shooting Wng Wing shooting FB Fastbreak sh. 7m 7m penalty sh.
 Brk. Breakthrough sh. LD Long distance sh. As. Assists PC Pass clear chance E7 Earned 7m pen. TF Technical faults St. Steals
 2m 2m punishments C7. Committed 7m E2 Earned 2m pun. YC. Yellow cards R/B Red/Blue cards Blk. Blocks S Starting Line-up

