



2023 IHF Men's Super Globe
Saudi Arabia (Dammam)
 Group C, 2. round



Match Team Statistics

Match No. 8

Khaleej Club 48 - 26 University of Queensland

(26 - 12) (22 - 14)

8.11.2023. 19:00

Attendance: 3000

Dammam Sports Hall

Referees: Karim Gasmi (FRA) / Raouf Gasmi (FRA)

Khaleej Club

Players		Goals / shots									Attack					Def.			Penalties			TP		
#	Surname and name	S	Tot.	%	9m	6m	Wing	7m	FB	Brk.	LD	As.	PC	E7	E2	TF	St.	C7	Blk	YC	2m		R	B
1	AL MOHSIN Sadiq		3/3	100		1/1			1/1	1/1		4	2			1								24:42
2	AL MESKEEN Ali		5/5	100		1/1	4/4					1												12:47
3	AL IBRAHIM Ali		2/5	40		1/4			1/1			2		1		2	1	1						26:52
7	AL MESKEEN Mohammed		2/3	67			2/3						1	1	1	1								30:51
10	AL SAIHATI Jihad		1/1	100		1/1											1	1	2					23:48
13	NENADIC Petar	S	3/4	75	1/1		0/1	1/1			1/1	5	2		1	3								25:24
19	TAKUDA Shinnosuke	S	4/7	57	1/2	3/4				0/1		3		1		1		1						30:14
21	ABDUL HUSSAIN Mohammed	S																						2:04
31	MLADENOVIC Nemanja	S	4/4	100	3/3						1/1	4	2				2							27:12
33	AL MOHSEN Hussain		0/1	0							0/1	3			1									57:35
34	AL SAIHATI Mansour		5/6	83	2/3			2/2	1/1			8	2		1	1								17:46
57	AL SALEM Mujtaba	S	1/1	100					1/1				3			1	3							24:58
59	AL TRAIKI Hassan	S	8/11	73			4/6		4/4		0/1	2												29:09
77	AL MAA Mahroon		4/5	80		4/5						1	1			1						1		30:22
78	AL IBRAHIM Hassan		3/3	100			2/2			1/1							1							30:00
89	SHEBIB Mohammed Mamdouh	S	3/3	100		3/3							2		1	1	1		1					26:16
Team / bench																								
UKUPNO			48/62	77	7/9	14/19	12/16	3/3	8/8	2/3	2/4	33	15	3	4	14	8	3	3	0	1	0	0	

Goalkeepers		Saves / shots								
#	Surname and name	Tot.	%	9m	6m	Wing	7m	FB	Brk.	LD
21	ABDUL HUSSAIN Mohammed									
33	AL MOHSEN Hussain	18/44	41	7/18	3/12	6/7	1/3	0/1	1/3	
TOTAL		18/44	41	7/18	3/12	6/7	1/3	0/1	1/3	0/0

Coach: **Dimitris Dimitroulias**

Number of attacks: 73, Efficiency: 66%, Average Duration: 26.32 seconds

Attack by type of defense

	Shots	9m	6m	Wing	TF	E7	E2
On def. 6-0	22/27	3/3	8/10	9/12	12	2	2
On def. 5-1	9/16	3/5	4/7	2/3	2	1	2
Fastbreak	8/8				0	0	0

Defense by type

	Total	9m	6m	Wing	Stl.	C7	2m
Def. 6-0	18/41	9/23	7/10	0/5	8	3	0
Fastbreak	1/1				0	0	1

Attack with superiority / minority / goalkeeper out

	Attack				Reaction		
	Att.	Eff.	Shots	TF	FB	LD	Tot.
7 on 6 (GK out)	2	100%	2/2	0	0/0	0/0	0/0
6 on 6	59	64%	38/47	12			
6 on 5	10	70%	7/8	2			
5 on 5	2	50%	1/2	0			

Player superiority / GK out counted at the end of attack (in case it changes during attack)

Defense with superiority / minority / goalkeeper out

	Attack				Reaction		
	Att.	Eff.	Shots	TF	FB	LD	Tot.
7 on 6 (GK out)	3	33%	1/2	1	1/1	0/0	1/1
6 on 6 (GK out)	6	33%	2/5	1	0/0	2/2	2/2
6 on 6	60	38%	23/42	18			
7 on 5 (GK out)	1	0%	0/1	0	0/0	0/0	0/0
6 on 5 (GK out)	2	0%	0/1	1	0/0	0/1	0/1

Numbers show attacking numbers of opponent. Lower efficiency of opponent means better defense of this team

Jersey number Tot. Total shooting 6m 6m (line) shooting 9m 9m shooting Wng Wing shooting FB Fastbreak sh. 7m 7m penalty sh.
 Brk. Breakthrough sh. LD Long distance sh. As. Assists PC Pass clear chance E7 Earned 7m pen. TF Technical faults St. Steals
 2m 2m punishments C7. Committed 7m E2 Earned 2m pun. YC. Yellow cards R/B Red/Blue cards Blk. Blocks S Starting Line-up



2023 IHF Men's Super Globe

Saudi Arabia (Dammam)

Group C, 2. round



Match Team Statistics

Match No. 8

Khaleej Club 48 - 26 University of Queensland

(26 - 12) (22 - 14)

8.11.2023. 19:00

Attendance: 3000

Dammam Sports Hall

Referees: Karim Gasmi (FRA) / Raouf Gasmi (FRA)

Shot distribution by player

1 S. Al Mohsin

1/1		
2/2		

2 A. Al Meskeen

1/1		
1/1		2/2

1/1 lob

3 A. Al Ibrahim

0/1		
0/1		
1/1		1/1

1 post

7 M. Al Meskeen

		0/1

2/2 lob

10 J. Al Saihati

		1/1

13 P. Nenadic

	1/1	
0/1		2/2

19 S. Takuda

		1/2
1/1		

2 post 2/2 lob

31 N. Mladenovic

2/2		1/1
1/1		

34 M. Al Saihati

1/1		3/3
1/1		

1 post

57 M. Al Salem

		1/1

59 H. Al Traiki

2/3		2/2
1/1		1/1
		2/2
0/1		

1 miss.

77 M. AL Maa

1/1		0/1
1/1		2/2

78 H. Al Ibrahim

		1/1
1/1	1/1	

89 M. Shebib

		1/1
1/1	1/1	

TOTAL

7/9		11/14
4/5	1/1	1/1
8/10	2/2	9/9

4 post 1 miss. 5/5 lob

Saves distribution goalkeepers

21 M. Abdul Hussain

33 H. Al Mohsen

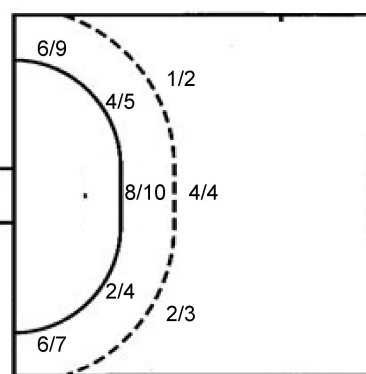
1/9	3/3	4/13
3/3		2/2
3/7		2/7

TOTAL

1/9	3/3	4/13
3/3		2/2
3/7		2/7

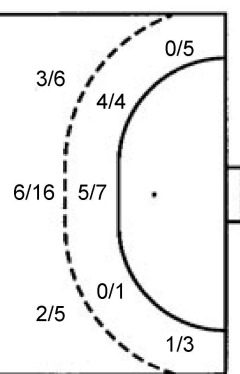
Shots by position

ATTACK



7m penalties	3/3
Fastbreak	8/8
Breakthrough	2/3
Long dist.	2/4

DEFENSE



7m penalties	2/3
Fastbreak	1/1
Breakthrough	2/3
Long dist.	0/0

Shooting statistics

Position	Goals	Sav.	Miss.	Post	Blk.	Total	%
Back (9m)	7	0	0	2	0	9	78
Line (6m)	14	3	0	2	0	19	74
Wing	12	3	1	0	0	16	75
7m penalties	3	0	0	0	0	3	100
Fastbreak	8	0	0	0	0	8	100
Breakthrough	2	1	0	0	0	3	67
Total	46	7	1	4	0	58	79

Jersey number Tot. Total shooting 6m 6m (line) shooting 9m 9m shooting Wng Wing shooting FB Fastbreak sh. 7m 7m penalty sh.
 Brk. Breakthrough sh. LD Long distance sh. As. Assists PC Pass clear chance E7 Earned 7m pen. TF Technical faults St. Steals
 2m 2m punishments C7. Committed 7m E2 Earned 2m pun. YC. Yellow cards R/B Red/Blue cards Blk. Blocks S Starting Line-up

Handball statistics and livescore by Toma-soft ltd (www.toma-soft.hr)



2023 IHF Men's Super Globe

Saudi Arabia (Dammam)

Group C, 2. round



Match Team Statistics

Match No. 8

Khaleej Club 48 - 26 University of Queensland

(26 - 12) (22 - 14)

8.11.2023. 19:00

Attendance: 3000

Dammam Sports Hall

Referees: Karim Gasmi (FRA) / Raouf Gasmi (FRA)

University of Queensland

Players		Goals / shots										Attack					Def.			Penalties			TP		
#	Surname and name	S	Tot.	%	9m	6m	Wing	7m	FB	Brk.	LD	As.	PC	E7	E2	TF	St.	C7	Blk	YC	2m	R		B	
1	REID Daniel Mackenzie																								27:58
2	WARRENER Karl		5/5	100	1/1	4/4								1		1									31:17
4	CAILLER Pierre		4/8	50	2/6			2/2					1	2			3	1	1					1	28:15
6	IKEUCHI Anji		0/2	0				0/2									3								16:24
7	KORTHAL James	S																							15:40
8	GAHAN Caleb Wilson	S	4/6	67	2/3	1/2				1/1		5					3	1							39:30
10	OLEAGA BALLESTER Ignacio	S	5/12	42	3/8	1/1		0/1		1/2		2	4	1	1	5		1							40:00
11	NEUBECKER Jack		0/1	0				0/1																	18:31
13	REGINATO Marco		1/1	100	1/1												1		1						12:54
15	TAPKEN Max		2/6	33	2/6								2				4	1							25:32
16	LEGRAIN Louis		0/3	0	0/2			0/1						1			1								29:22
18	PROKIC Pavle	S	1/3	33				1/3																1	28:45
21	EDMUNDS Avery	S																							28:26
25	BRAUNE Reiner																								12:37
44	VERDIER Alix	S	2/4	50		2/4									1			1						1	28:36
74	GARCIA JIMINEZ David	S	2/3	67		1/1	0/1		1/1					1				1							36:13
Team / bench																									
UKUPNO			26/54	48	11/27	9/12	1/8	2/3	1/1	2/3	0/0	11	7	3	1	21	5	3	0	0	4	0	0		

Goalkeepers		Saves / shots									
#	Surname and name	Tot.	%	9m	6m	Wing	7m	FB	Brk.	LD	
1	REID Daniel Mackenzie	5/26	19	0/4	3/12	1/3	0/1	0/3	1/3		
21	EDMUNDS Avery	3/28	11	0/3	0/5	2/12	0/2	0/5		1/1	
TOTAL		8/54	15	0/7	3/17	3/15	0/3	0/8	1/3	1/1	

Coach: Juan Diaz Granada

Number of attacks: 72, Efficiency: 36%, Average Duration: 24.37 seconds

Attack by type of defense

	Shots	9m	6m	Wing	TF	E7	E2
On def. 6-0	18/41	9/23	7/10	0/5	21	3	1
Fastbreak	1/1				0	0	0

Defense by type

	Total	9m	6m	Wing	Stl.	C7	2m
Def. 6-0	22/27	3/3	8/10	9/12	4	2	0
Def. 5-1	9/16	3/5	4/7	2/3	1	1	0
Fastbreak	8/8				0	0	4

Attack with superiority / minority / goalkeeper out

	Attack				Reaction		
	Att.	Eff.	Shots	TF	FB	LD	Tot.
7 on 6 (GK out)	3	33%	1/2	1	1/1	0/0	1/1
6 on 6 (GK out)	6	33%	2/5	1	0/0	2/2	2/2
6 on 6	60	38%	23/42	18			
7 on 5 (GK out)	1	0%	0/1	0	0/0	0/0	0/0
6 on 5 (GK out)	2	0%	0/1	1	0/0	0/1	0/1

Player superiority / GK out counted at the end of attack (in case it changes during attack)

Defense with superiority / minority / goalkeeper out

	Attack				Reaction		
	Att.	Eff.	Shots	TF	FB	LD	Tot.
7 on 6 (GK out)	2	100%	2/2	0	0/0	0/0	0/0
6 on 6	59	64%	38/47	12			
6 on 5	10	70%	7/8	2			
5 on 5	2	50%	1/2	0			

Numbers show attacking numbers of opponent. Lower efficiency of opponent means better defense of this team

Jersey number Tot. Total shooting 6m 6m (line) shooting 9m 9m shooting Wng Wing shooting FB Fastbreak sh. 7m 7m penalty sh.
 Brk. Breakthrough sh. LD Long distance sh. As. Assists PC Pass clear chance E7 Earned 7m pen. TF Technical faults St. Steals
 2m 2m punishments C7. Committed 7m E2 Earned 2m pun. YC. Yellow cards R/B Red/Blue cards Blk. Blocks S Starting Line-up



2023 IHF Men's Super Globe
Saudi Arabia (Dammam)
 Group C, 2. round



Match Team Statistics

Match No. 8

Khaleej Club 48 - 26 University of Queensland

(26 - 12) (22 - 14)

8.11.2023. 19:00

Attendance: 3000

Dammam Sports Hall

Referees: Karim Gasmi (FRA) / Raouf Gasmi (FRA)

Shot distribution by player

2 K. Warrenner	4 P. Cailler	6 A. Ikeuchi	7 J. Korthal	8 C. Gahan	10 I. Oleaga Ballester	11 J. Neubecker
2/2	0/1 2/2			2/2 2/3	1/1 0/1 2/3	
1/1 2/2	3 miss. 2/2	0/2		1 miss.	0/1 0/1	0/1
					2/2 0/1	
13 M. Reginato	15 M. Tapken	16 L. Legrain	18 P. Prokić	25 R. Braune	44 A. Verdier	74 D. Garcia Jimenez
	2/2 0/1 0/1	0/1	0/1 1/1		1/1	2/2
1/1	2 block	1 block	0/1		0/1	
					0/1 1/1	
						1 post

TOTAL

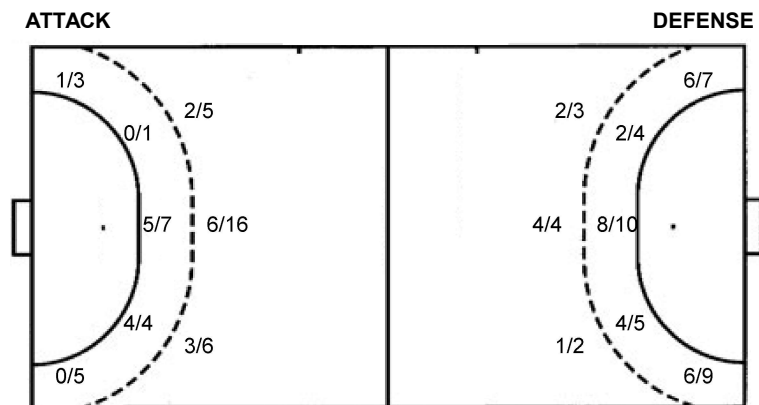
8/9	0/3	9/13
0/3		0/2
4/7		5/7

1 post 6 miss. 3 block

Saves distribution goalkeepers

1 D. Reid	21 A. Edmunds	TOTAL
1/5 3/9	1/4 0/5	2/9 3/14
1/2	0/2 0/1	1/4 0/1
0/4 0/1 0/4	2/6 0/1 0/5	2/10 0/2 0/9

Shots by position



7m penalties	2/3	7m penalties	3/3
Fastbreak	1/1	Fastbreak	8/8
Breakthrough	2/3	Breakthrough	2/3
Long dist.	0/0	Long dist.	2/4

Shooting statistics

Position	Goals	Sav.	Miss.	Post	Blk.	Total	%
Back (9m)	11	7	6	0	3	27	41
Line (6m)	9	3	0	0	0	12	75
Wing	1	6	0	1	0	8	13
7m penalties	2	1	0	0	0	3	67
Fastbreak	1	0	0	0	0	1	100
Breakthrough	2	1	0	0	0	3	67
Total	26	18	6	1	3	54	48

Jersey number Tot. Total shooting 6m 6m (line) shooting 9m 9m shooting Wng Wing shooting FB Fastbreak sh. 7m 7m penalty sh.
 Brk. Breakthrough sh. LD Long distance sh. As. Assists PC Pass clear chance E7 Earned 7m pen. TF Technical faults St. Steals
 2m 2m punishments C7. Committed 7m E2 Earned 2m pun. YC. Yellow cards R/B Red/Blue cards Blk. Blocks S Starting Line-up



2023 IHF Men's Super Globe

Saudi Arabia (Dammam)

Group C, 2. round



Match Team Statistics

Match No. 8

Khaleej Club 48 - 26 University of Queensland

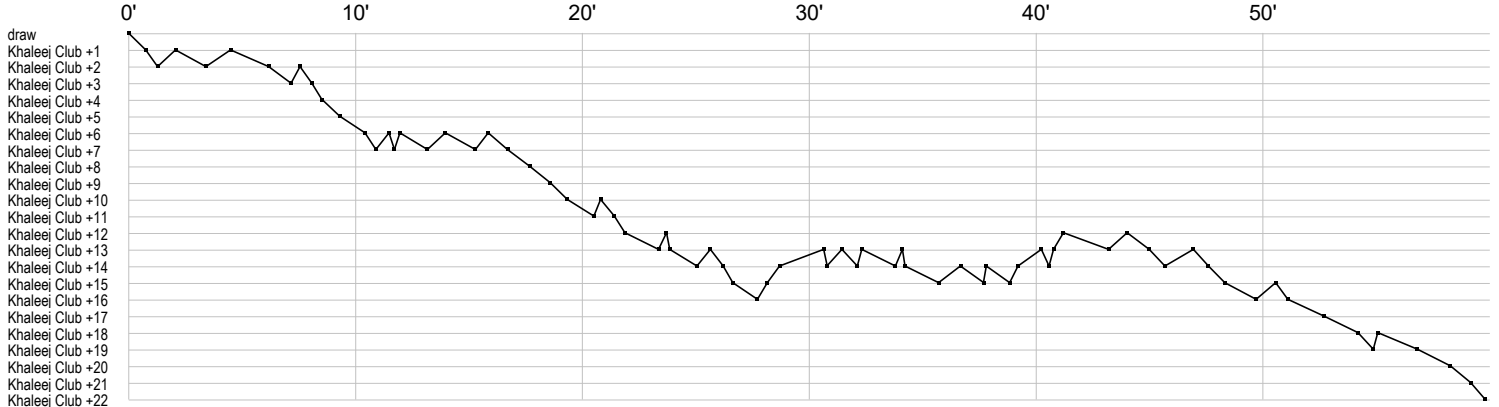
(26 - 12) (22 - 14)

8.11.2023. 19:00

Attendance: 3000

Dammam Sports Hall

Referees: Karim Gasmi (FRA) / Raouf Gasmi (FRA)



Khaleej Club

1 Al Mohsin S	p g g a p t g a a a
2 Al Meskeen A	g a g g g g g
3 Al Ibrahim A	a g ba e c t g f f t f
7 Al Meskeen M	g pt f ei
10 Al Saihati J	x t gx c
13 Nenadic P	a p f a gpg a ia t g t ta
19 Takuda S	a t f g g e a a g f gc f
21 Abdul	
31 Mladenovic N	g a g p g g a baba p
33 Al Mohsen H	r r s s r s s r r t s r a s sr a s r r s r r r r r s r r r r s r sr s s r s s r f s a
34 Al Saihati M	a a g a pg a a t g a f a pg ia g
57 Al Salem M	g b b pp t p b
59 Al Traiki H	g g g a g g g f f f g a g
77 AL Maa M	p a g t g g f g ²
78 Al Ibrahim H	g b g g
89 Shebib M	g t i x p g bp g

University of Queensland

1 Reid D	r r r r r r s s r s r sr s r r r r r r r r r r r r
2 Warrener K	g g g e g t g
4 Cailler P	t a g pg f g b g 2c f t f f t p
6 Ikeuchi A	f t t t f
7 Korthal J	
8 Gahan C	f g g a a bag t g a t a f t
10 Oleaga	t g f pp f c f a pf tg ft p g ta ef g f g i
11 Neubecker J	f f f f
13 Reginato M	c g t
15 Tapken M	g t f f f t g a a b f t t
16 Legrain L	f f fp t
18 Prokić P	f ² f g
21 Edmunds A	r r s r r r r r r r r r r r r r r r r s s
25 Braune R	2
44 Verdier A	b f g 2 g e f
74 Garcia	f bg g a

In game	g Goal scored	f Missed shot	a Assist	t Technical faults	b Steal
2 2min suspension	e Earned 7m	c Committed 7m	y Yellow card	r Red Card	k Blue card
i Earned 2min.	x Block	4 4min suspension	p Pass for clear chance	s Saved shot	r Received goal