



28th IHF Men's World Championship 2023

Poland & Sweden

Preliminary Round - Group D



Match Team Statistics

Match No: 8

THU 12 JAN 2023

20:30

Kristianstad Arena, Kristianstad

ISL 30 - 26 POR

(15 - 15) (15 - 11)

Referees: SCHULZE R / TONNIES T (GER)

ISL - Iceland

Players		Shots									Offence		Defence		Penalties			TP	
No.	Name	G/S	%	6m	Wing	9m	7m	FB	BT	EG	AS	TF	ST	BS	YC	2Min	RC		BC
1	GUSTAVSSON Bjorgvin Pall	1/1	100							1/1									46:29
2	RIKHARDSSON Odinn Thor																		
3	SMARASON Janus Dadi																		3:10
4	PALMARSSON Aron (C)	2/8	25	1/6		1/2					3								53:20
7	KRISTJANSSON Viggo																		
8	ELISSON Bjarki Mar	9/11	82	3/4	3/4		3/3					2				1			48:52
9	JONSSON Elvar Orn	1/1	100					1/1											39:19
10	KRISTJANSSON Gisli Thorgeir	2/3	67	1/2					1/1		5	1							26:14
11	GISLASON Ymir Orn															2			33:28
13	GUDMUNDSSON Olafur Andres																		
14	MAGNUSSON Omar Ingi	7/11	64	5/8			1/2		1/1		5								60:00
16	HALLGRIMSSON Viktor Gisli																		11:44
18	VIDARSSON Ellidi Snaer	4/5	80	3/4						1/1			1						41:14
19	STYRMISSON Hakon Dadi																		
21	ARNARSSON Arnar Freyr																		
22	GUDJONSSON Sigvaldi Bjorn	4/4	100		4/4						1	1	1						56:10
	Bench/Team															1			
Totals		30/44	68	13/24	7/8	1/2	4/5	1/1	2/2	2/2	14	4	2		1	3			

Goalkeepers		Total Shots		6m Shots		Wing Shots		9m Shots		7m Shots		Fast Breaks		Breakthroughs	
No.	Name	S/S	%	S/S	%	S/S	%	S/S	%	S/S	%	S/S	%	S/S	%
1	GUSTAVSSON Bjorgvin Pall	10/29	34	9/20	45	1/1	100			0/2	0	0/4	0	0/2	0
16	HALLGRIMSSON Viktor Gisli	2/8	25	1/3	33	0/1	0	0/1	0	1/2	50			0/1	0
	EG		1												
Totals		12/38	32	10/23	43	1/2	50	0/1	0	1/4	25	0/4	0	0/3	0

Team Shots	Goals	Saves	Missed	Post	Blocked	Total	%
6m Shots	13	8	2		1	24	54
Wing Shots	7			1		8	88
9m Shots	1	1				2	50
7m Shots	4	1			N/A	5	80
Fast Breaks	1					1	100
Breakthroughs	2					2	100
Empty Net Goals	2	N/A				2	100
Totals	30	10	2	1	1	44	68

Number of Attacks: 48, Scoring Efficiency: 63%



28th IHF Men's World Championship 2023

Poland & Sweden

Preliminary Round - Group D



THU 12 JAN 2023

20:30

Kristianstad Arena, Kristianstad

Match Team Statistics

Match No: 8

ISL 30 - 26 POR

(15 - 15) (15 - 11)

Referees: SCHULZE R / TONNIES T (GER)

ISL - Iceland

Shots Distribution

Players

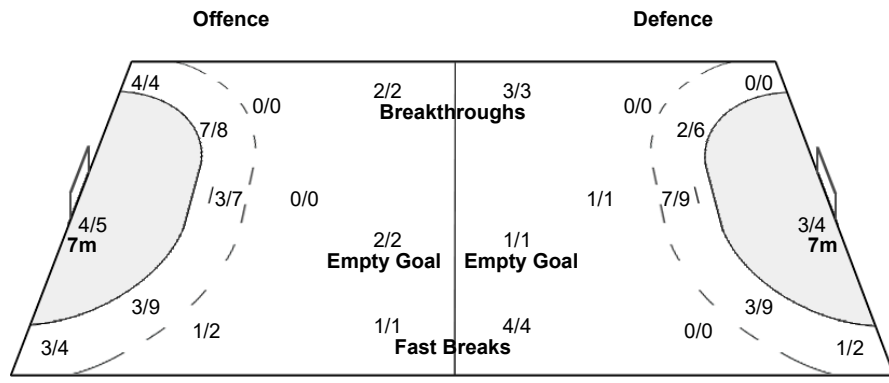
Goals / Shots

1 GUSTAVSSON B	2 RIKHARDSSON O	3 SMARASON J	4 PALMARSSON A	7 KRISTJANSSON V	8 ELISSON B	9 JONSSON E
1/1			0/1	2/3 0/2 0/1	1/1 2/2 2/3	4/4 1/1
			1-Missed		1-Post	
10 KRISTJANSSON G	11 GISLASON Y	13 GUDMUNDSSON O	14 MAGNUSSON O	16 HALLGRIMSSON V	18 VIDARSSON E	19 STYRMISSON H
1/1 0/1	1/1		1/1 1/1 0/1	1/2 4/4	2/2 1/1	0/1 1/1
			1-Missed	1-Blocked		
21 ARNARSSON A	22 GUDJONSSON S					
	1/1 1/1					
	2/2					

Team
Goals / Shots

2/2	3/4
6/6	4/8
4/6	5/6

2-Missed 1-Post 1-Blocked



Goalkeepers
Saves / Shots

0/2	1/3	3/5
1/5	0/1	2/6
0/4	0/3	5/9

1 GUSTAVSSON B

0/1	0/2	2/4
1/3		2/5
0/3	0/2	5/9

16 HALLGRIMSSON V

0/1	1/1	1/1
0/2		0/1
0/1	0/1	





28th IHF Men's World Championship 2023

Poland & Sweden

Preliminary Round - Group D



Match Team Statistics

Match No: 8

THU 12 JAN 2023

20:30

Kristianstad Arena, Kristianstad

ISL 30 - 26 POR

(15 - 15) (15 - 11)

Referees: SCHULZE R / TONNIES T (GER)

POR - Portugal

Players		Shots									Offence		Defence		Penalties			TP		
No.	Name	G/S	%	6m	Wing	9m	7m	FB	BT	EG	AS	TF	ST	BS	YC	2Min	RC		BC	
4	PORTELA Pedro	8/9	89	4/5			3/3	1/1					1							32:26
8	ITURRIZA Victor	1/2	50	1/2																21:57
10	MARTINS Miguel	1/2	50	1/2								1								11:29
12	GASPAR Manuel																			17:59
14	SILVA Rui (C)	4/6	67	3/5					1/1		3	1					1			30:26
21	FERNANDES Leonel	1/2	50	1/2								1								29:34
22	BORGES Alexis	1/1	100	1/1								1		1			1			39:29
23	BRANQUINHO Diogo	2/3	67	0/1				2/2												22:08
24	CAVALCANTI Alexandre	1/1	100			1/1						1						2		34:21
25	AREIA Antonio	1/3	33		1/2		0/1					1								17:12
26	COSTA Francisco	2/2	100					1/1	1/1		2						1			32:51
27	GOMES Andre	2/3	67	0/1					1/1	1/1	4									31:13
35	FERREIRA Miguel																			35:32
79	COSTA Martim	0/1	0	0/1							1									6:19
82	FRADE Luis	1/2	50	1/2																30:56
88	MAGALHAES Fabio	1/3	33	1/3							2	1	1						D	26:08
	Bench/Team																			1
Totals		26/40	65	13/25	1/2	1/1	3/4	4/4	3/3	1/1	12	7	2	1	1		5	1		

Goalkeepers		Total Shots		6m Shots		Wing Shots		9m Shots		7m Shots		Fast Breaks		Breakthroughs	
No.	Name	S/S	%	S/S	%	S/S	%	S/S	%	S/S	%	S/S	%	S/S	%
12	GASPAR Manuel	1/11	9	1/6	17	0/2	0	0/1	0	0/2	0				
35	FERREIRA Miguel	9/26	35	7/14	50	0/4	0	1/1	100	1/3	33	0/1	0	0/2	0
EG		2													
Totals		10/40	25	8/21	38	0/7	0	1/2	50	1/5	20	0/1	0	0/2	0

Team Shots	Goals	Saves	Missed	Post	Blocked	Total	%
6m Shots	13	10		1	1	25	52
Wing Shots	1	1				2	50
9m Shots	1					1	100
7m Shots	3	1			N/A	4	75
Fast Breaks	4					4	100
Breakthroughs	3					3	100
Empty Net Goals	1	N/A				1	100
Totals	26	12		1	1	40	65

Number of Attacks: 47, Scoring Efficiency: 55%



28th IHF Men's World Championship 2023

Poland & Sweden

Preliminary Round - Group D



THU 12 JAN 2023

20:30

Kristianstad Arena, Kristianstad

Match Team Statistics

Match No: 8

ISL 30 - 26 POR

(15 - 15) (15 - 11)

Referees: SCHULZE R / TONNIES T (GER)

POR - Portugal

Shots Distribution

Players

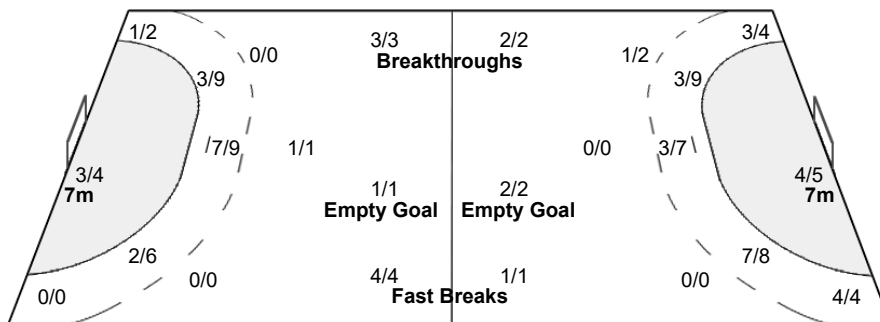
Goals / Shots

4 PORTELA P	8 ITURRIZA V	10 MARTINS M	12 GASPAR M	14 SILVA R	21 FERNANDES L	22 BORGES A
1/1	1/1	1/1		1/1	1/1	0/1
1/1	1/2			1/1		
2/2	2/2	0/1	1/2	1/1	1/1	1/1
					1-Blocked	1-Post
23 BRANQUINHO D	24 CAVALCANTI A	25 AREIA A	26 COSTA F	27 GOMES A	35 FERREIRA M	79 COSTA M
0/1	1/1	0/1			0/1	
	1/1	1/1	0/1	1/1	1/1	
		1/1	1/1	1/1	1/1	0/1
82 FRADE L	88 MAGALHAES F					
		0/1				
	1/1	1/1				
	0/1	0/1				

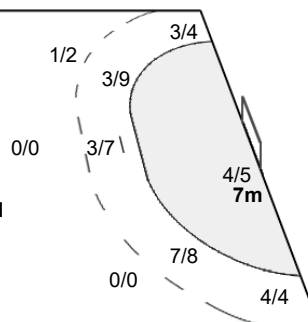
Team Goals / Shots

2/2	2/3	2/5
4/5	1/1	4/6
4/4	3/3	4/9
	1-Post	1-Blocked

Offence



Defence



Goalkeepers Saves / Shots

0/2		1/4
0/6	1/2	4/8
2/6	1/6	1/6

12 GASPAR M

0/1		0/1
0/3	1/1	0/1
0/1	0/1	0/2

35 FERREIRA M

0/1		1/2
0/2		4/7
2/5	1/5	1/4

Legend:	% Efficiency	2Min 2-Minute Suspensions	6m 6 metre Shots	7m 7-metre Shots	9m 9-metre Shots
AS Assists	BC Blue Cards	BS Blocked Shots	BT Breakthroughs	D Direct Red Card	No. Uniform Number
EG Empty Goal	FB Fast Breaks	G/S Goals/Shots	N/A Not Applicable	No. Uniform Number	TP Time Played
RC Red Cards	S/S Saves/Shots	ST Steals	TO Turnover		
Wing Wing Shots	X Red Card After 3rd 2-Minute Suspension	YC Yellow Cards			

