



10th Men's Youth (U19) World Championship

Croatia

Final Round, Semifinals



Match Team Statistics

Match No. 99

Denmark 39 - 35 Egypt

(23 - 18) (16 - 17)

11.8.2023. 18:00

Attendance: 400

Arena Varaždin

Referees: German Araujo (URU) / Nicolas Perdomo (URU)

Denmark

#	Surname and name	S	Goals / shots							Attack				Def.			Penalties			TP						
			Tot.	%	9m	6m	Wing	7m	FB	Brk.	LD	As.	PC	E7	E2	TF	St.	C7	Blk		YC	2m	R	B		
2	BJERGFELT Mads		3/3	100	1/1									1									1			21:20
3	SCHMIDT Tobias Gregers	S	2/2	100		2/2									1											34:11
4	NIELSEN Noah Moller Dahl																									
5	TOMBAK Tobias	S	2/5	40	0/2								2				3					1				27:26
6	LARSSON Nikolaj Risbjerg		4/7	57									3				1			2			1			24:11
7	VILHELMSEN Lasse Sunesen	S	5/6	83	2/3	1/1							2	4			7	1								38:31
8	PEDERSEN Kasper Teglggaard													1												
10	PEDERSEN Frederik Emil	S	9/10	90	3/4	1/1		3/3	1/1	1/1			4				2	2								45:52
11	LAURIDSEN Mads Aarhus	S	6/9	67			5/8			1/1			1				1	1								58:14
12	EICHHORST Malte Julius Johnsson		0/1	0							0/1															17:35
15	DALBY William Enoch	S	2/2	100		2/2							1													44:02
16	LUNDORF Simon Meinby	S																								40:27
21	OVERBY Silas																									
25	DAHLGAARD Morten Kaalund		3/4	75		3/4							1		1		1									36:41
32	TONNESEN Emil Oxenvad		3/8	38	0/3		1/1						1	1	1	1	1	1	2							31:30
34	JAGERUM Frederik Reinholdt																									
Team / bench																	1									
UKUPNO			39/57	68	6/13	7/8	8/11	3/3	1/1	14/20	0/1	16	6	3	3	17	3	4	1	0	2	0	0			

#	Surname and name	Saves / shots								
		Tot.	%	9m	6m	Wing	7m	FB	Brk.	LD
12	EICHHORST Malte Julius Johnsson	3/13	23	2/2	0/3	0/1	0/2		1/5	
16	LUNDORF Simon Meinby	8/32	25	2/7	2/6	1/3	1/2	0/2	2/12	
TOTAL		11/45	24	4/9	2/9	1/4	1/4	0/2	3/17	0/0

Coach: Simon Scholer Raadahl Sorensen

Number of attacks: 68, Efficiency: 57%, Average Duration: 27.51 seconds

Attack by type of defense

	Shots	9m	6m	Wing	TF	E7	E2
On def. 6-0	15/22	3/5	3/4	5/7	1	0	0
On def. 5-1	9/12	1/4	2/2	0/0	0	0	0
On def. 4-2	2/4	2/3	0/0	0/0	7	1	1
On def. 3-3	6/8	0/0	1/1	2/2	8	2	2
On def. press.	1/3	0/1	1/1	0/0	1	0	0
Fastbreak	1/1				0	0	0

Defense by type

	Total	9m	6m	Wing	Stl.	C7	2m
Def. 6-0	27/48	5/13	6/9	3/6	3	4	0
Fastbreak	2/2				0	0	2

Defense with superiority / minority / goalkeeper out

	Attack				Reaction		
	Att.	Eff.	Shots	TF	FB	LD	Tot.
7 on 6 (GK out)	1	100%	1/1	0	0/0	0/1	0/1
6 on 6 (GK out)	5	60%	3/4	1	0/0	0/0	0/0
6 on 6	57	49%	28/45	12			
5 on 6	1	100%	1/1	0			
6 on 5	4	50%	2/3	1			

Numbers show attacking numbers of opponent. Lower efficiency of opponent means better defense of this team

Attack with superiority / minority / goalkeeper out

	Attack				Reaction		
	Att.	Eff.	Shots	TF	FB	LD	Tot.
7 on 6 (GK out)	1	100%	1/1	0	0/0	1/1	1/1
6 on 6 (GK out)	3	67%	2/2	1	0/0	0/0	0/0
6 on 6	58	52%	30/42	16			
6 on 5	6	100%	6/6	0			

Player superiority / GK out counted at the end of attack (in case it changes during attack)

Jersey number Tot. Total shooting 6m 6m (line) shooting 9m 9m shooting Wng Wing shooting FB Fastbreak sh. 7m 7m penalty sh.
 Brk. Breakthrough sh. LD Long distance sh. As. Assists PC Pass clear chance E7 Earned 7m pen. TF Technical faults St. Steals
 2m 2m punishments C7. Committed 7m E2 Earned 2m pun. YC. Yellow cards R/B Red/Blue cards Blk. Blocks S Starting Line-up

Handball statistics and livescore by Toma-soft ltd (www.toma-soft.hr)



10th Men's Youth (U19) World Championship

Croatia

Final Round, Semifinals



Match Team Statistics

Match No. 99

Denmark 39 - 35 Egypt

(23 - 18) (16 - 17)

11.8.2023. 18:00

Attendance: 400

Arena Varaždin

Referees: German Araujo (URU) / Nicolas Perdomo (URU)

Shot distribution by player

2 M. Bjergfelt	3 T. Schmidt	4 N. Nielsen	5 T. Tombak	6 N. Larsson	7 L. Vilhelmsen	8 K. Pedersen
1/1			1/1 0/1	0/1	1/1 1/1 3/3	
1/1 1/1			0/1 1/1	1/1 0/1 1/2		
	2/2		1 post		1 block	
10 F. Pedersen	11 M. Lauridsen	15 W. Dalby	21 S. Overby	25 M. Dahlgaard	32 E. Tonnesen	34 F. Jagerum
1/1 2/2	2/2 1/1			1/1	1/3	
2/3 2/2	0/1 3/4	2/2				
1/1 1/1				2/2	2/2 0/1	
	1 post			1 miss.	1 miss. 1 block	

TOTAL

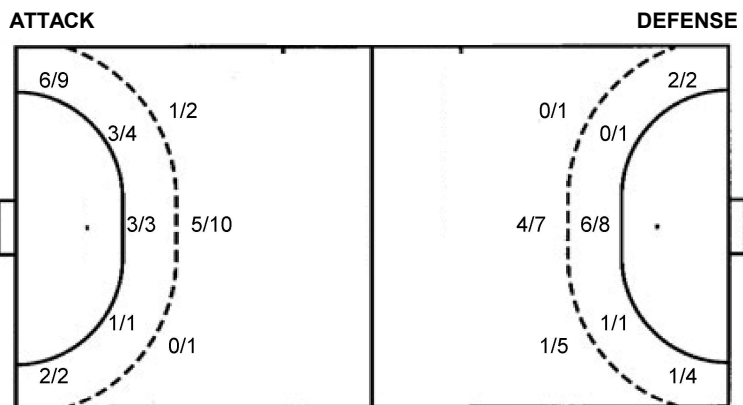
5/6	2/5	2/2
7/10	1/1	9/10
6/6	1/2	6/8

2 post 2 miss. 2 block

Saves distribution goalkeepers

12 M. Eichhorst	16 S. Lundorf	TOTAL
0/1 0/1 1/2	0/1	0/2 0/1 1/2
1/1	3/9 1/1 3/4	3/9 2/2 3/4
0/5 1/1 0/2	0/8 0/1 1/7	0/13 1/2 1/9

Shots by position



7m penalties 3/3
Fastbreak 1/1
Breakthrough 14/20
Long dist. 0/1

7m penalties 3/4
Fastbreak 2/2
Breakthrough 14/22
Long dist. 1/1

Shooting statistics

Position	Goals	Sav.	Miss.	Post	Blk.	Total	%
Back (9m)	6	4	0	1	2	13	46
Line (6m)	7	0	1	0	0	8	88
Wing	8	2	0	1	0	11	73
7m penalties	3	0	0	0	0	3	100
Fastbreak	1	0	0	0	0	1	100
Breakthrough	14	5	1	0	0	20	70
Total	39	11	2	2	2	56	70

Jersey number Tot. Total shooting 6m 6m (line) shooting 9m 9m shooting Wng Wing shooting FB Fastbreak sh. 7m 7m penalty sh.
Brk. Breakthrough sh. LD Long distance sh. As. Assists PC Pass clear chance E7 Earned 7m pen. TF Technical faults St. Steals
2m 2m punishments C7. Committed 7m E2 Earned 2m pun. YC. Yellow cards R/B Red/Blue cards Blk. Blocks S Starting Line-up

Handball statistics and livescore by Toma-soft ltd (www.toma-soft.hr)



10th Men's Youth (U19) World Championship

Croatia

Final Round, Semifinals



Match Team Statistics

Match No. 99

Denmark 39 - 35 Egypt

(23 - 18) (16 - 17)

11.8.2023. 18:00

Attendance: 400

Arena Varaždin

Referees: German Araujo (URU) / Nicolas Perdomo (URU)

Egypt

#	Surname and name	S	Goals / shots								Attack				Def.			Penalties				TP			
			Tot.	%	9m	6m	Wing	7m	FB	Brk.	LD	As.	PC	E7	E2	TF	St.	C7	Blk	YC	2m		R	B	
3	ELSAYED Mohamed		1/2	50	0/1																				15:31
5	KHALLAF Mohamed		5/8	63	1/3	1/1	1/2	2/2							1										38:56
7	SHEHATA Omar																								8:43
8	HASHAD Ziad		7/10	70	1/2	0/1		1/1						3	1	1		3	1						34:56
10	ABDELRAHIM Ziad		3/5	60	0/1					1/1	2/3			1		1		2							21:09
14	RAGAB Feras	S	1/2	50							1/2			3	2			2	1						34:33
16	AHMED Youssef		1/1	100																					24:51
20	MASOUD Belal	S	2/3	67			2/2	0/1						1		1									53:14
22	MAHMOUD Mohamed		4/7	57		1/1									1			1	1						26:34
30	SALAMA Youssef	S																							32:23
44	AZAB Moaz		1/1	100		1/1																			8:57
55	ELKHOUGA Ahmed	S	1/1	100										1	2		1								14:49
64	ABDELHADY Omar		4/8	50	3/5						1/3			1	2			1	1						25:42
71	SALEM Yassin	S	1/3	33			0/2			1/1															25:15
96	ISMAIL Ahmed	S	4/6	67		4/6												1		1	1				51:03
99	ELBATTAWI Mohamed	S	0/1	0	0/1																				3:14
	Team / bench																								
	UKUPNO		35/58	60	5/13	7/10	3/6	3/4	2/2	14/22	1/1			11	7	4	2	14	6	3	2	1	3	0	0

#	Surname and name	Saves / shots								
		Tot.	%	9m	6m	Wing	7m	FB	Brk.	LD
16	AHMED Youssef	7/24	29	2/4	0/2	1/5	0/2		4/11	
30	SALAMA Youssef	4/26	15	2/6	0/5	1/5	0/1	0/1	1/8	
	TOTAL	11/50	22	4/10	0/7	2/10	0/3	0/1	5/19	0/0

Coach: Mohamed Elalfy

Number of attacks: 68, Efficiency: 51%, Average Duration: 25.43 seconds

Attack by type of defense

	Shots	9m	6m	Wing	TF	E7	E2
On def. 6-0	27/48	5/13	6/9	3/6	14	4	2
Fastbreak	2/2				0	0	0

Defense by type

	Total	9m	6m	Wing	Stl.	C7	2m
Def. 6-0	15/22	3/5	3/4	5/7	1	0	0
Def. 5-1	9/12	1/4	2/2	0/0	0	0	0
Def. 4-2	2/4	2/3	0/0	0/0	2	1	0
Def. 3-3	6/8	0/0	1/1	2/2	3	2	0
Def. press.	1/3	0/1	1/1	0/0	0	0	0
Fastbreak	1/1				0	0	3

Attack with superiority / minority / goalkeeper out

	Attack				Reaction		
	Att.	Eff.	Shots	TF	FB	LD	Tot.
7 on 6 (GK out)	1	100%	1/1	0	0/0	0/1	0/1
6 on 6 (GK out)	5	60%	3/4	1	0/0	0/0	0/0
6 on 6	57	49%	28/45	12			
5 on 6	1	100%	1/1	0			
6 on 5	4	50%	2/3	1			

Player superiority / GK out counted at the end of attack (in case it changes during attack)

Defense with superiority / minority / goalkeeper out

	Attack				Reaction		
	Att.	Eff.	Shots	TF	FB	LD	Tot.
7 on 6 (GK out)	1	100%	1/1	0	0/0	1/1	1/1
6 on 6 (GK out)	3	67%	2/2	1	0/0	0/0	0/0
6 on 6	58	52%	30/42	16			
6 on 5	6	100%	6/6	0			

Numbers show attacking numbers of opponent. Lower efficiency of opponent means better defense of this team

Jersey number Tot. Total shooting 6m 6m (line) shooting 9m 9m shooting Wng Wing shooting FB Fastbreak sh. 7m 7m penalty sh.
 Brk. Breakthrough sh. LD Long distance sh. As. Assists PC Pass clear chance E7 Earned 7m pen. TF Technical faults St. Steals
 2m 2m punishments C7. Committed 7m E2 Earned 2m pun. YC. Yellow cards R/B Red/Blue cards Blk. Blocks S Starting Line-up



10th Men's Youth (U19) World Championship

Croatia

Final Round, Semifinals



Match Team Statistics

Match No. 99

Denmark 39 - 35 Egypt

(23 - 18) (16 - 17)

11.8.2023. 18:00

Attendance: 400

Arena Varaždin

Referees: German Araujo (URU) / Nicolas Perdomo (URU)

Shot distribution by player

3 M. Elsayed

1/1		

1 miss.

5 M. Khallaf

		0/1
0/1		
4/4		1/1

1 miss.

7 O. Shehata

8 Z. Hashad

1/1	1/1	
1/1		0/1
4/4		

1 miss. 1 block

10 Z. Abdelrahim

1/1		
1/1		

2 post 1/1 lob

14 F. Ragab

	1/1	

1 post

20 B. Masoud

		0/1
		2/2

22 M. Mahmoud

		1/1
1/1		
		2/3

2 miss.

44 M. Azab

1/1		

55 A. Elkhouga

1/1		

64 O. Abdelhady

1/1	0/1	1/2
1/1	0/1	1/1

1 post

71 Y. Salem

0/1		
1/1		

1 miss.

96 A. Ismail

1/1		
1/2		
		2/2

1 miss.

99 M. Elbattawi

	0/1	

TOTAL

2/2	1/1	1/2
6/9	0/2	1/4
13/13	1/2	8/9

4 post 7 miss. 1 block 1/1 lob

Saves distribution goalkeepers

16 Y. Ahmed

1/3	2/2	
1/5		0/4
0/4	1/2	2/4

30 Y. Salama

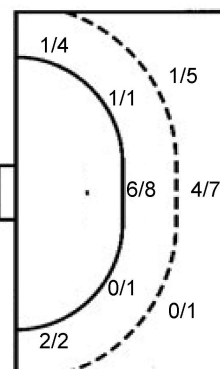
0/3	1/3	0/2
2/5	0/1	1/6
0/2		0/4

TOTAL

1/6	3/5	0/2
3/10	0/1	1/10
0/6	1/2	2/8

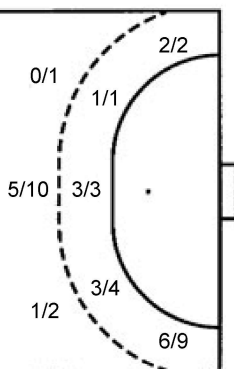
Shots by position

ATTACK



7m penalties 3/4
Fastbreak 2/2
Breakthrough 14/22
Long dist. 1/1

DEFENSE



7m penalties 3/3
Fastbreak 1/1
Breakthrough 14/20
Long dist. 0/1

Shooting statistics

Position	Goals	Sav.	Miss.	Post	Blk.	Total	%
Back (9m)	5	4	1	2	1	13	38
Line (6m)	7	2	1	0	0	10	70
Wing	3	1	2	0	0	6	50
7m penalties	3	1	0	0	0	4	75
Fastbreak	2	0	0	0	0	2	100
Breakthrough	14	3	3	2	0	22	64
Total	34	11	7	4	1	57	60

Jersey number Tot. Total shooting 6m 6m (line) shooting 9m 9m shooting Wng Wing shooting FB Fastbreak sh. 7m 7m penalty sh.
Brk. Breakthrough sh. LD Long distance sh. As. Assists PC Pass clear chance E7 Earned 7m pen. TF Technical faults St. Steals
2m 2m punishments C7. Committed 7m E2 Earned 2m pun. YC. Yellow cards R/B Red/Blue cards Blk. Blocks S Starting Line-up

Handball statistics and livescore by Toma-soft ltd (www.toma-soft.hr)



10th Men's Youth (U19) World Championship

Croatia

Final Round, Semifinals



Match Team Statistics

Match No. 99

Denmark 39 - 35 Egypt

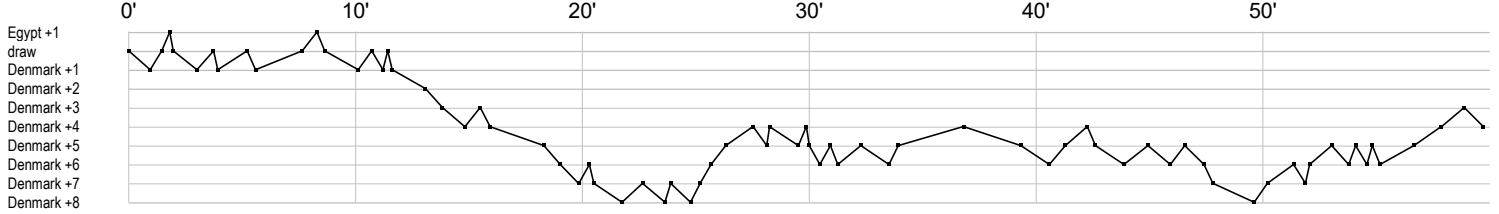
(23 - 18) (16 - 17)

11.8.2023. 18:00

Attendance: 400

Arena Varaždin

Referees: German Araujo (URU) / Nicolas Perdomo (URU)



Denmark

2 Bjergfelt M		2	g	g	g				a	
3 Schmidt T	g						g	e		
4 Nielsen N										
5 Tombak T	g a f	g f	a					f t t		t
6 Larsson N			g a	a g c	g2	f t f g			a	c f
7 Vilhelmsen L	p	t	t f	gg g		t	pp a bt	g p t g		t t a
8 Pedersen K										p
10 Pedersen F	g	f	g				g	i a a g a	g g	ag g i t g t
11 Lauridsen M	g f						g a g f	t		gb g f g
12 Eichhorst M						r		s	sr r	fr r s r r r r r
15 Dalby W		g							a	
16 Lundorf S	s r r	sr r s r r s	r r	s	sr s	r r r r	r r r r r r r r			r r s r r
21 Overby S										
25 Dahlgaard M				g			f			g t e a g
32 Tonnesen E		g g	f c a	f	t c				ie	f b p g f f
34 Jagerum F										

Egypt

3 Elsayed M				i		g			f	t
5 Khallaf M				g	g	g			c f g	f
7 Shehata O										bt
8 Hashad Z	p	ba	g g	f a e				t		f g t g g g at g
10 Abdelrahim Z				f t		g g e g 2	f a t			
14 Ragab F	g					t p a			f t	a a p b
16 Ahmed Y						s r r r r r r	sr r g s rs r r			r sr s r r r r sr
20 Masoud B					f		e a			b g2c g
22 Mahmoud M				f f						g b f e g t g g
30 Salama Y	r sr r sr	r s s r	r r r r r r r					r r r r r r r		r r r r r r
44 Azab M				t g						
55 Elkhouga A	g		a	i p p						
64 Abdelhady O	t g	pp g f x						g g f	ab f	
71 Salem Y	f t g			f						
96 Ismail A		ff g								g g c x
99 Elbattawi M	f									

In game	g Goal scored	f Missed shot	a Assist	t Technical faults	b Steal
2 2min suspension	e Earned 7m	c Committed 7m	y Yellow card	r Red Card	k Blue card
i Earned 2min.	x Block	4 4min suspension	p Pass for clear chance	s Saved shot	r Received goal