



10th Men's Youth (U19) World Championship

Croatia

Final Round, 5-8. place



Match Team Statistics

Match No. 98

Norway 30 - 35 Germany

(15 - 16) (15 - 19)

11.8.2023. 15:30

Attendance: 275

Arena Varaždin

Referees: Yann Carmaux (FRA) / Julien Mursch (FRA)

Norway

#	Surname and name	S	Goals / shots								Attack					Def.			Penalties			TP				
			Tot.	%	9m	6m	Wing	7m	FB	Brk.	LD	As.	PC	E7	E2	TF	St.	C7	Blk	YC	2m		R	B		
3	IVERSEN Kasper Bjanes		3/5	60			2/4			1/1								1	1				1			37:56
5	NIELSEN Henrik Hestbek		1/2	50	1/1						0/1			3		1	1	2								28:42
6	HAVSGARD Emil		1/6	17	0/4				0/1		1/1					1	1					2			31:33	
7	HAGENES Ola Matre	S	2/4	50			1/3		1/1																22:59	
11	HOLTER Jens	S												1	1					1	1	2	1		32:03	
12	REIERSEN Sebastian																								20:07	
13	LID Lasse Sunde	S	9/14	64	7/12					2/2				5	4	1	3	1	1						44:22	
16	SYVERTSEN Oscar Larsen	S																							33:38	
21	SOLOST Eirik Kulvedrosten		3/4	75			1/2	1/1	1/1								1								26:35	
24	OFTEDAL Andreas Hansen	S	1/1	100	1/1																				14:54	
25	SOLHEIM Mikkjel	S	3/5	60	1/2			0/1		2/2					1	1	5	1	1						38:40	
26	TYSNES Endre		1/1	100	1/1																				3:13	
35	OLSETH Marius	S	4/5	80			2/2	1/2	1/1					1								1			32:29	
42	WALLEVIK Karl Edvard		1/1	100	1/1																				39:41	
95	HAUGSTVEDT David Walstad		1/1	100	1/1									1											12:59	
	Team / bench																									
	UKUPNO		30/49	61	12/22	1/1	6/11	2/5	4/4	5/6	0/0	10	6	5	6	10	4	4	2	0	6	1	0			

#	Surname and name	Saves / shots								
		Tot.	%	9m	6m	Wing	7m	FB	Brk.	LD
12	REIERSEN Sebastian	2/15	13	0/1	0/2	0/5	1/3	1/1	0/3	
16	SYVERTSEN Oscar Larsen	7/29	24	2/6	3/6	1/7	0/1	0/3	1/6	
	TOTAL	9/44	20	2/7	3/8	1/12	1/4	1/4	1/9	0/0

Coach: Rasmus Skytte Hauge

Number of attacks: 57, Efficiency: 53%, Average Duration: 29.96 seconds

Attack by type of defense

	Shots	9m	6m	Wing	TF	E7	E2
On def. 6-0	20/34	9/18	1/1	6/11	10	1	4
On def. 5-1	3/5	3/4	0/0	0/0	0	4	2
Fastbreak	4/4				0	0	0

Defense by type

	Total	9m	6m	Wing	Stl.	C7	2m
Def. 6-0	26/38	4/9	5/8	10/11	4	4	0
Def. 5-1	3/4	1/2	0/0	1/1	0	0	0
Fastbreak	3/4				0	0	6

Attack with superiority / minority / goalkeeper out

	Attack				Reaction		
	Att.	Eff.	Shots	TF	FB	LD	Tot.
7 on 6 (GK out)	3	33%	1/2	1	0/0	0/0	0/0
7 on 4 (GK out)	1	100%	1/1	0	0/0	0/0	0/0
6 on 6 (GK out)	3	33%	1/2	1	0/0	0/0	0/0
6 on 5 (GK out)	2	0%	0/1	1	0/0	0/0	0/0
6 on 4 (GK out)	1	100%	1/1	0	0/0	0/0	0/0
5 on 6 (GK out)	2	0%	0/1	1	0/0	0/0	0/0
6 on 6	35	57%	20/31	4			
6 on 5	6	67%	4/6	0			
6 on 4	1	100%	1/1	0			
5 on 6	1	100%	1/1	0			
5 on 5	2	0%	0/0	2			

Player superiority / GK out counted at the end of attack (in case it changes during attack)

Defense with superiority / minority / goalkeeper out

	Attack				Reaction		
	Att.	Eff.	Shots	TF	FB	LD	Tot.
6 on 6 (GK out)	2	100%	2/2	0	0/0	0/0	0/0
5 on 6 (GK out)	3	67%	2/3	0	0/0	0/0	0/0
6 on 6	39	56%	22/33	6			
6 on 5 (GK out)	2	50%	1/1	1	0/0	0/0	0/0
6 on 5	8	63%	5/5	3			
5 on 5	1	100%	1/1	0			
6 on 4	2	100%	2/2	0			

Numbers show attacking numbers of opponent. Lower efficiency of opponent means better defense of this team

Jersey number Tot. Total shooting 6m 6m (line) shooting 9m 9m shooting Wng Wing shooting FB Fastbreak sh. 7m 7m penalty sh.
 Brk. Breakthrough sh. LD Long distance sh. As. Assists PC Pass clear chance E7 Earned 7m pen. TF Technical faults St. Steals
 2m 2m punishments C7. Committed 7m E2 Earned 2m pun. YC. Yellow cards R/B Red/Blue cards Blk. Blocks S Starting Line-up



10th Men's Youth (U19) World Championship

Croatia

Final Round, 5-8. place



Match Team Statistics

Match No. 98

Norway 30 - 35 Germany

(15 - 16) (15 - 19)

11.8.2023. 15:30

Attendance: 275

Arena Varaždin

Referees: Yann Carmaux (FRA) / Julien Mursch (FRA)

Shot distribution by player

3 K. Iversen

1/2		
	0/1	
1/1		1/1

5 H. Nielsen

1/1		

1 post

6 E. Havsgard

0/1		
0/1	0/1	0/1
		1/2

7 O. Hagenes

		1/1
		1/1
0/1		

1 post

11 J. Holter

13 L. Lid

1/2	0/1	
1/1		1/2
1/1		5/5

1 post 1 miss.

21 E. Solost

2/2		1/1

1 miss.

24 A. Oftedal

1/1		

25 M. Solheim

1/2		
1/1	0/1	1/1

26 E. Tynesnes

1/1		

35 M. Olseth

1/2		
1/1		2/2

42 K. Wallevik

		1/1

95 D. Haugstvedt

		1/1

TOTAL

4/8	0/1	1/1
5/7	0/3	4/6
5/6		11/12

3 post 2 miss.

Saves distribution goalkeepers

12 S. Reiersen

2/3		0/1
0/2		
0/3	0/3	0/3

16 O. Syvertsen

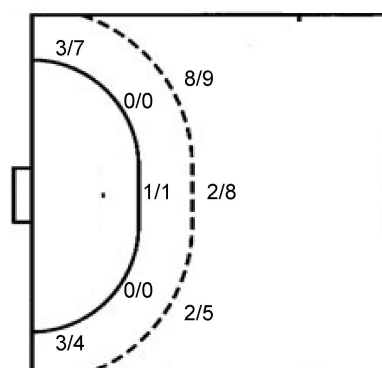
0/1		0/1
0/4		2/4
1/7	3/4	1/8

TOTAL

2/4		0/2
0/6		2/4
1/10	3/7	1/11

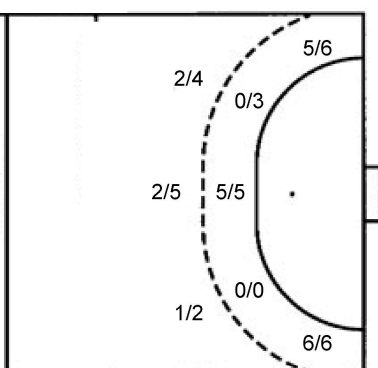
Shots by position

ATTACK



7m penalties	2/5
Fastbreak	4/4
Breakthrough	5/6
Long dist.	0/0

DEFENSE



7m penalties	3/4
Fastbreak	3/4
Breakthrough	8/11
Long dist.	0/0

Shooting statistics

Position	Goals	Sav.	Miss.	Post	Blk.	Total	%
Back (9m)	12	8	1	1	0	22	55
Line (6m)	1	0	0	0	0	1	100
Wing	6	3	1	1	0	11	55
7m penalties	2	3	0	0	0	5	40
Fastbreak	4	0	0	0	0	4	100
Breakthrough	5	0	0	1	0	6	83
Total	30	14	2	3	0	49	61

Jersey number Tot. Total shooting 6m 6m (line) shooting 9m 9m shooting Wng Wing shooting FB Fastbreak sh. 7m 7m penalty sh.
 Brk. Breakthrough sh. LD Long distance sh. As. Assists PC Pass clear chance E7 Earned 7m pen. TF Technical faults St. Steals
 2m 2m punishments C7. Committed 7m E2 Earned 2m pun. YC. Yellow cards R/B Red/Blue cards Blk. Blocks S Starting Line-up



10th Men's Youth (U19) World Championship

Croatia

Final Round, 5-8. place



Match Team Statistics

Match No. 98

Norway 30 - 35 Germany

(15 - 16) (15 - 19)

11.8.2023. 15:30

Attendance: 275

Arena Varaždin

Referees: Yann Carmaux (FRA) / Julien Mursch (FRA)

Germany

#	Surname and name	S	Goals / shots								Attack					Def.			Penalties			TP					
			Tot.	%	9m	6m	Wing	7m	FB	Brk.	LD	As.	PC	E7	E2	TF	St.	C7	Blk	YC	2m		R	B			
1	BUCHELE Marc Julian																										
2	GÖMMELE Tim	S	5/5	100			5/5								1					1							38:52
3	ANSELM Torsten		1/2	50	0/1										4	4		1	2		1						15:29
4	FUNKE Kay																										5:51
5	GÜNTHER Max		4/5	80		1/2	1/1	1/1	1/1											2							21:37
6	HAAKE Fritz	S	3/4	75											5	1			3	1							37:35
7	BATTERMANN Ben Connor	S	5/8	63	3/6					1/1	1/1				3	3		3		1				1			43:30
8	GÖTTLER Felix		1/2	50	1/2														1								4:50
9	SIEMER Marvin	S	8/11	73		0/1	5/6	2/3	1/1							1	1			1	2			1			53:01
10	SCHLEY Nicholas	S														2			2					1			12:17
12	HÖLER Frederik	S																									56:30
13	PREUßNER Anton	S	3/6	50	0/1										5	1		2			2			1			41:24
14	BERTL Vinzent																										2:12
15	LEIS Krischa		1/1	100	1/1														2								8:13
18	SCHMIDT Jan		2/3	67		2/3										1											44:17
20	HERTZFELD Tim		2/3	67		2/2				0/1							1							3			34:22
	Team / bench																							1			
	UKUPNO		35/50	70	5/11	5/8	11/12	3/4	3/4	8/11	0/0				17	10	4	8	10	6	5	0	1	7	0	0	

#	Surname and name	Saves / shots								
		Tot.	%	9m	6m	Wing	7m	FB	Brk.	LD
1	BUCHELE Marc Julian									
12	HÖLER Frederik	14/44	32	8/20	0/1	3/9	3/5	0/4	0/5	
	TOTAL	14/44	32	8/20	0/1	3/9	3/5	1/4	0/5	0/0

Coach: Emir Kurtagic

Number of attacks: 57, Efficiency: 61%, Average Duration: 32.28 seconds

Attack by type of defense

	Shots	9m	6m	Wing	TF	E7	E2
On def. 6-0	26/38	4/9	5/8	10/11	9	4	7
On def. 5-1	3/4	1/2	0/0	1/1	1	0	1
Fastbreak	3/4				0	0	0

Defense by type

	Total	9m	6m	Wing	Stl.	C7	2m
Def. 6-0	20/34	9/18	1/1	6/11	6	1	0
Def. 5-1	3/5	3/4	0/0	0/0	0	4	0
Fastbreak	4/4				0	0	7

Attack with superiority / minority / goalkeeper out

	Attack				Reaction		
	Att.	Eff.	Shots	TF	FB	LD	Tot.
6 on 6 (GK out)	2	100%	2/2	0	0/0	0/0	0/0
5 on 6 (GK out)	3	67%	2/3	0	0/0	0/0	0/0
6 on 6	39	56%	22/33	6			
6 on 5 (GK out)	2	50%	1/1	1	0/0	0/0	0/0
6 on 5	8	63%	5/5	3			
5 on 5	1	100%	1/1	0			
6 on 4	2	100%	2/2	0			

Player superiority / GK out counted at the end of attack (in case it changes during attack)

Defense with superiority / minority / goalkeeper out

	Attack				Reaction		
	Att.	Eff.	Shots	TF	FB	LD	Tot.
7 on 6 (GK out)	3	33%	1/2	1	0/0	0/0	0/0
7 on 4 (GK out)	1	100%	1/1	0	0/0	0/0	0/0
6 on 6 (GK out)	3	33%	1/2	1	0/0	0/0	0/0
6 on 5 (GK out)	2	0%	0/1	1	0/0	0/0	0/0
6 on 4 (GK out)	1	100%	1/1	0	0/0	0/0	0/0
5 on 6 (GK out)	2	0%	0/1	1	0/0	0/0	0/0
6 on 6	35	57%	20/31	4			
6 on 5	6	67%	4/6	0			
6 on 4	1	100%	1/1	0			
5 on 6	1	100%	1/1	0			
5 on 5	2	0%	0/0	2			

Numbers show attacking numbers of opponent. Lower efficiency of opponent means better defense of this team

Jersey number Tot. Total shooting 6m 6m (line) shooting 9m 9m shooting Wng Wing shooting FB Fastbreak sh. 7m 7m penalty sh.
 Brk. Breakthrough sh. LD Long distance sh. As. Assists PC Pass clear chance E7 Earned 7m pen. TF Technical faults St. Steals
 2m 2m punishments C7. Committed 7m E2 Earned 2m pun. YC. Yellow cards R/B Red/Blue cards Blk. Blocks S Starting Line-up



10th Men's Youth (U19) World Championship

Croatia

Final Round, 5-8. place



Match Team Statistics

Match No. 98

Norway 30 - 35 Germany

(15 - 16) (15 - 19)

11.8.2023. 15:30

Attendance: 275

Arena Varaždin

Referees: Yann Carmaux (FRA) / Julien Mursch (FRA)

Shot distribution by player

2 T. Gömmel

3/3		
1/1		1/1

3 T. Anselm

0/1		1/1

4 K. Funke

5 M. Günther

		1/1
		0/1
2/2	1/1	

6 F. Haake

1/1		
1/1		1/1

1 miss.

7 B. Battermann

2/2		
		3/3

1 miss. 2 block

8 F. Göttler

		1/1
	0/1	

9 M. Siemer

0/1		1/1
		1/1
2/2	2/3	2/3

10 N. Schley

13 A. Preußner

1/1		
1/1	0/1	1/1

1 post 1 miss.

14 V. Bertl

15 K. Leis

		1/1

18 J. Schmidt

1/1		
		0/1
1/1		

20 T. Hertzfeld

0/1		
1/1	1/1	

TOTAL

2/4		2/2
6/6		2/4
9/10	4/7	10/11

1 post 3 miss. 2 block

Saves distribution goalkeepers

1 M. Buchele

12 F. Höler

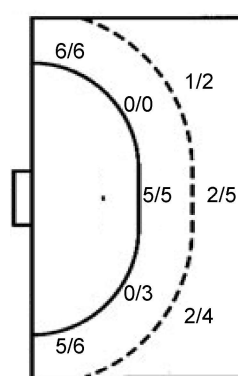
4/8	1/1	0/1
2/7	3/3	2/6
1/6		1/12

TOTAL

4/8	1/1	0/1
2/7	3/3	2/6
1/6		1/12

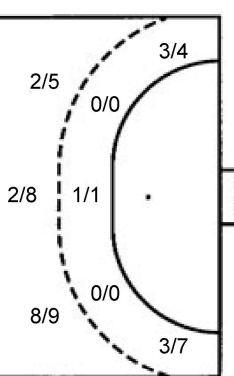
Shots by position

ATTACK



7m penalties 3/4
Fastbreak 3/4
Breakthrough 8/11
Long dist. 0/0

DEFENSE



7m penalties 2/5
Fastbreak 4/4
Breakthrough 5/6
Long dist. 0/0

Shooting statistics

Position	Goals	Sav.	Miss.	Post	Blk.	Total	%
Back (9m)	5	2	1	1	2	11	45
Line (6m)	5	3	0	0	0	8	63
Wing	11	1	0	0	0	12	92
7m penalties	3	1	0	0	0	4	75
Fastbreak	3	1	0	0	0	4	75
Breakthrough	8	1	2	0	0	11	73
Total	35	9	3	1	2	50	70

Jersey number Tot. Total shooting 6m 6m (line) shooting 9m 9m shooting Wng Wing shooting FB Fastbreak sh. 7m 7m penalty sh.
Brk. Breakthrough sh. LD Long distance sh. As. Assists PC Pass clear chance E7 Earned 7m pen. TF Technical faults St. Steals
2m 2m punishments C7. Committed 7m E2 Earned 2m pun. YC. Yellow cards R/B Red/Blue cards Blk. Blocks S Starting Line-up

Handball statistics and livescore by Toma-soft ltd (www.toma-soft.hr)



10th Men's Youth (U19) World Championship

Croatia

Final Round, 5-8. place



Match Team Statistics

Match No. 98

Norway 30 - 35 Germany

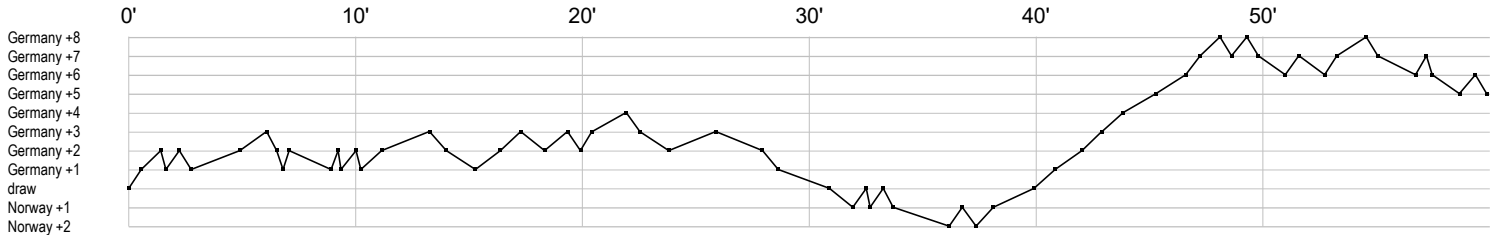
(15 - 16) (15 - 19)

11.8.2023. 15:30

Attendance: 275

Arena Varaždin

Referees: Yann Carmaux (FRA) / Julien Mursch (FRA)



Norway

3 Iversen K		e		g	g g	fb	2c		f	
5 Nielsen H				f e		t i			a t	a a
6 Havsgard E		f	f	2		f	c g	2i	t f f	
7 Hagenes O		f	f g							g
11 Holter J		x	2			c	a 2		p r	
12 Reiersen S				r r		r		s r r s r r r r r r r r r		
13 Lid L		f a g f	f g g			a p g g i e	p b g f i a i a g	a	t p	f g g p
16 Syvertsen O		r r r s r r r r r r r r s s r r r r							s r r r r s r r r r s s r r r	
21 Solost E								g t	f	g g
24 Oftedal A		g								
25 Solheim M		t	g	f g b c i		f		g e	t	t t t
26 Tysnes E										g
35 Olseth M		g	bg		pg	f				g 2
42 Wallevik K				g e	x					
95 Haugstvedt D			a							g

Germany

1 Buchele M										
2 Gömmel T		g	g g	g	g		bp			
3 Anselm T				p i	a p	p c t		g	a t p a	a f
4 Funke K										
5 Günther M								bg g g	f bg	
6 Haake F		g a	baa t	g	f	t			p g a	t
7 Battermann B		g	p g	f	g p i			f	i 2	g a i a ba p f g
8 Göttler F										f g t
9 Siemer M		f		g g	2c	c	g	f	g g i e g	g f b g
10 Schley N				e	2		t e t			
12 Höler F		r r	r r s r r r s s r s r s r	r s r r s	s r r s r r r r r r	s	s s s r r s r r r r r r			
13 Preußner A			a	f a	f	a g i	2c		p g f c	a a g i
14 Bertl V										
15 Leis K						t t				g
18 Schmidt J				f				e		g g
20 Hertzfeld T		g g						2	f 2	2i

In game	g Goal scored	f Missed shot	a Assist	t Technical faults	b Steal
2 2min suspension	e Earned 7m	c Committed 7m	y Yellow card	r Red Card	k Blue card
i Earned 2min.	x Block	4 4min suspension	p Pass for clear chance	s Saved shot	r Received goal