



# 10th Men's Youth (U19) World Championship

Croatia

Final Round, 29-32. place



Match Team Statistics

Match No. 93

## New Zealand 23 - 52 Mexico

(10 - 25) (13 - 27)

10.8.2023. 12:30

Attendance: 50

Marino Cvetković Hall

Referees: Khalid Hussein (IRQ) / Fadhil Imran (IRQ)

### New Zealand

#	Surname and name	S	Goals / shots								Attack				Def.			Penalties				TP					
			Tot.	%	9m	6m	Wing	7m	FB	Brk.	LD	As.	PC	E7	E2	TF	St.	C7	Blk	YC	2m		R	B			
4	CLARKE Edward		1/8	13	0/4	0/1				1/1	0/2				1	2											16:55
6	ROBERTSON Keir		1/2	50		1/2																					22:11
8	BRUCE-CAMPBELL Josh	S	4/10	40	3/8	1/1					0/1			1	1												41:29
9	BARHAM John														1												2:56
11	TSIAPRAZIS Damon		1/3	33	0/1	1/1	0/1																				24:52
13	WHITTAKER John	S	3/8	38	0/3	0/1					3/4			1	1												30:35
14	EDMONDS Kyrán																										14:03
16	DALWOOD Ethan	S	0/1	0		0/1																					32:22
20	KUWASAKI Zen														1												10:25
22	CHOI Nicholas		2/5	40	0/1		1/3			1/1																	36:37
23	SCHIRNACK Stanley	S																									46:32
24	JARVIS Riley	S	0/1	0	0/1																						17:54
30	LEAUPEPE Patrick	S	0/2	0		0/2																					37:11
31	PRASAD Rohil																										11:40
42	PRINGOT Paul	S	9/14	64	4/7	1/1		0/1	1/1	3/4				2		1	2	5	2						1		54:29
44	MEDVECKY-WOLKENHAUER Yannick		2/2	100		1/1	1/1																				17:02
Team / bench																											
UKUPNO			23/56	41	7/25	5/11	2/5	0/1	2/2	7/12	0/0			5	6	1	3	32	6	3	0	0	2	0	0		

#	Surname and name	Saves / shots								
		Tot.	%	9m	6m	Wing	7m	FB	Brk.	LD
23	SCHIRNACK Stanley	7/48	15	1/2	1/6	4/22	0/3	0/8	1/7	
31	PRASAD Rohil	1/10	10	1/3		0/5			0/2	
TOTAL		8/58	14	2/5	1/6	4/27	0/3	0/8	1/9	0/0

Coach: Hayden Juranovich

Number of attacks: 81, Efficiency: 28%, Average Duration: 21.68 seconds

### Attack by type of defense

	Shots	9m	6m	Wing	TF	E7	E2
On def. 6-0	4/5	3/3	0/0	0/0	3	0	0
On def. 5-1	17/47	4/21	5/11	2/5	29	1	3
Fastbreak	2/2				0	0	0

### Defense by type

	Total	9m	6m	Wing	Stl.	C7	2m
Def. 6-0	31/45	3/5	0/2	20/28	6	3	0
Fastbreak	8/8				0	0	2

### Attack with superiority / minority / goalkeeper out

	Attack				Reaction		
	Att.	Eff.	Shots	TF	FB	LD	Tot.
6 on 6 (GK out)	5	20%	1/2	3	0/0	2/3	2/3
6 on 6	70	30%	21/42	28			
6 on 5	5	20%	1/5	0			
5 on 6	1	0%	0/0	1			

Player superiority / GK out counted at the end of attack (in case it changes during attack)

### Defense with superiority / minority / goalkeeper out

	Attack				Reaction		
	Att.	Eff.	Shots	TF	FB	LD	Tot.
6 on 6	70	66%	46/59	11			
5 on 6	5	40%	2/4	1			
6 on 5	6	67%	4/5	1			

Numbers show attacking numbers of opponent. Lower efficiency of opponent means better defense of this team

# Jersey number Tot. Total shooting 6m 6m (line) shooting 9m 9m shooting Wng Wing shooting FB Fastbreak sh. 7m 7m penalty sh.  
 Brk. Breakthrough sh. LD Long distance sh. As. Assists PC Pass clear chance E7 Earned 7m pen. TF Technical faults St. Steals  
 2m 2m punishments C7. Committed 7m E2 Earned 2m pun. YC. Yellow cards R/B Red/Blue cards Blk. Blocks S Starting Line-up



# 10th Men's Youth (U19) World Championship

Croatia

Final Round, 29-32. place



## Match Team Statistics

Match No. 93

## New Zealand 23 - 52 Mexico

(10 - 25) (13 - 27)

10.8.2023. 12:30

Attendance: 50

Marino Cvetković Hall

Referees: Khalid Hussein (IRQ) / Fadhil Imran (IRQ)

## Shot distribution by player

<b>4 E. Clarke</b> 0/1 0/2 1/1 4 miss.	<b>6 K. Robertson</b> 0/1 1/1	<b>8 J. Bruce-Campbell</b> 1/1 0/1 0/1 0/1 3/3 2 post 1 miss. 1 block	<b>9 J. Barham</b>	<b>11 D. Tsiaprazis</b> 0/1 1/1 1 miss.	<b>13 J. Whittaker</b> 2/3 0/1 0/1 0/1 1/1 2 miss.	<b>14 K. Edmonds</b>
<b>16 E. Dalwood</b> 1 miss.	<b>20 Z. Kuwasaki</b>	<b>22 N. Choi</b> 0/1 2/2 2 post	<b>24 R. Jarvis</b> 0/1	<b>30 P. Leaupepe</b> 0/1 1 miss.	<b>42 P. Pringot</b> 2/3 2/2 1/2 1/1 3/3 1 post 1 miss. 1 block	<b>44 Y. Medvecky-Wolkenhauer</b> 1/1 1/1

## TOTAL

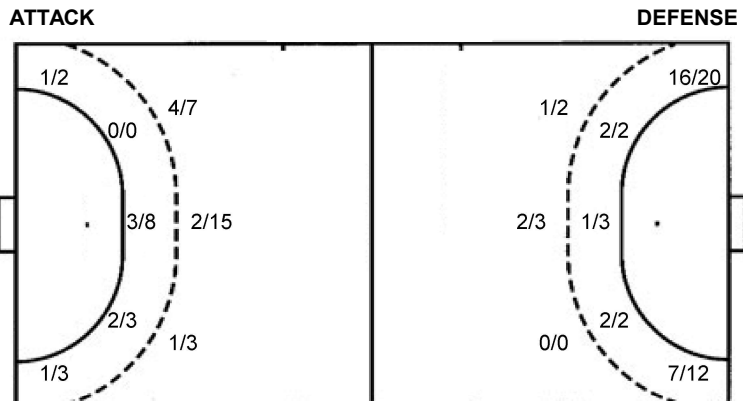
5/8	0/2	2/2
1/5	0/3	0/2
8/9	2/2	5/5

5 post 11 miss. 2 block

## Saves distribution goalkeepers

<b>23 S. Schirnack</b> 0/2 2/2 0/9 3/7 1/2 1/15 0/11	<b>31 R. Prasad</b> 0/2 0/2 1/1 0/4 0/1	<b>TOTAL</b> 0/4 2/2 0/11 4/8 1/2 1/19 0/1 0/11
---	--	--

## Shots by position



7m penalties	0/1	7m penalties	3/3
Fastbreak	2/2	Fastbreak	8/8
Breakthrough	7/12	Breakthrough	8/10
Long dist.	0/0	Long dist.	2/4

## Shooting statistics

Position	Goals	Sav.	Miss.	Post	Blk.	Total	%
Back (9m)	7	10	5	1	2	25	28
Line (6m)	5	4	2	0	0	11	45
Wing	2	0	1	2	0	5	40
7m penalties	0	0	1	0	0	1	0
Fastbreak	2	0	0	0	0	2	100
Breakthrough	7	1	2	2	0	12	58
<b>Total</b>	<b>23</b>	<b>15</b>	<b>11</b>	<b>5</b>	<b>2</b>	<b>56</b>	<b>41</b>

# Jersey number Tot. Total shooting 6m 6m (line) shooting 9m 9m shooting Wng Wing shooting FB Fastbreak sh. 7m 7m penalty sh.  
 Brk. Breakthrough sh. LD Long distance sh. As. Assists PC Pass clear chance E7 Earned 7m pen. TF Technical faults St. Steals  
 2m 2m punishments C7. Committed 7m E2 Earned 2m pun. YC. Yellow cards R/B Red/Blue cards Blk. Blocks S Starting Line-up



# 10th Men's Youth (U19) World Championship

Croatia

Final Round, 29-32. place



Match Team Statistics

Match No. 93

## New Zealand 23 - 52 Mexico

(10 - 25) (13 - 27)

10.8.2023. 12:30

Attendance: 50

Marino Cvetković Hall

Referees: Khalid Hussein (IRQ) / Fadhil Imran (IRQ)

### Mexico

#	Surname and name	S	Goals / shots								Attack				Def.			Penalties				TP				
			Tot.	%	9m	6m	Wing	7m	FB	Brk.	LD	As.	PC	E7	E2	TF	St.	C7	Blk	YC	2m		R	B		
2	VALDEZ GUTIERREZ Manuel Omar		1/2	50			1/2																		2:54	
3	MORALES David Ernesto	S										1					1	1							14:50	
5	SANDOVAL MORENO Efen Aaron	S	3/4	75		1/1	0/1					2/2			5	1									30:41	
6	VILLA DUARTE Manuel Alejandro		0/1	0		0/1									1										7:25	
7	MOLINA TEJEDA Christian Alejandro		1/2	50								1/2			1										48:17	
8	FLORES WOOLFOLK José Alfonso		3/4	75		0/1						2/2	1/1		4										49:47	
9	TOVAR ONTIVEROS Daylan Martin		4/7	57	0/1		4/6																		28:02	
10	NAVARRO GONZALEZ Brian Osvaldo		4/5	80	2/2		1/1					1/1		0/1	3	2									29:26	
11	SOTO LOPEZ Francisco Jaime	S	5/8	63		1/1	2/5					2/2													28:01	
16	FAJARDO LAUREANO David Alejandro	S																							11:29	
18	CHAVEZ MORENO Santiago	S	5/6	83	1/1		2/2					1/1	0/1	1/1	6	1	1								24:51	
19	FERNANDEZ Bruno																									
20	GARCIA REYES Yahir De Jesus	S	16/17	94		2/2	7/8	3/3	4/4						5	2	2								53:51	
22	SOTO GARCIA Jose Armando		3/3	100		1/1	2/2								1	1									18:33	
28	ANGUIANO LOPEZ Juan Humberto	S	3/4	75			1/1					2/3			2	2		1	3	1					44:57	
35	SANTANA GAMEZ Marcos Antonio		4/6	67	0/1		3/4					1/1													25:42	
	Team / bench																									
	UKUPNO		52/69	75	3/5	5/7	23/32	3/3	8/8	8/10	2/4				30	10	3	2	13	7	1	2	0	3	0	0

#	Surname and name	Saves / shots								
		Tot.	%	9m	6m	Wing	7m	FB	Brk.	LD
7	MOLINA TEJEDA Christian Alejandro	14/32	44	9/12	4/9	0/2		0/2	1/7	
16	FAJARDO LAUREANO David Alejandro	1/6	17	1/5					0/1	
	TOTAL	15/38	39	10/17	4/9	0/2	0/0	0/2	1/8	0/0

Coach: Adrian Romero Sanchez

Number of attacks: 81, Efficiency: 64%, Average Duration: 23.05 seconds

### Attack by type of defense

	Shots	9m	6m	Wing	TF	E7	E2
On def. 6-0	31/45	3/5	0/2	20/28	13	3	2
Fastbreak	8/8				0	0	0

### Defense by type

	Total	9m	6m	Wing	Stl.	C7	2m
Def. 6-0	4/5	3/3	0/0	0/0	0	0	0
Def. 5-1	17/47	4/21	5/11	2/5	7	1	0
Fastbreak	2/2				0	0	3

### Attack with superiority / minority / goalkeeper out

	Attack				Reaction		
	Att.	Eff.	Shots	TF	FB	LD	Tot.
6 on 6	70	66%	46/59	11			
5 on 6	5	40%	2/4	1			
6 on 5	6	67%	4/5	1			

Player superiority / GK out counted at the end of attack (in case it changes during attack)

### Defense with superiority / minority / goalkeeper out

	Attack				Reaction		
	Att.	Eff.	Shots	TF	FB	LD	Tot.
6 on 6 (GK out)	5	20%	1/2	3	0/0	2/3	2/3
6 on 6	70	30%	21/42	28			
6 on 5	5	20%	1/5	0			
5 on 6	1	0%	0/0	1			

Numbers show attacking numbers of opponent. Lower efficiency of opponent means better defense of this team

# Jersey number Tot. Total shooting 6m 6m (line) shooting 9m 9m shooting Wng Wing shooting FB Fastbreak sh. 7m 7m penalty sh.  
 Brk. Breakthrough sh. LD Long distance sh. As. Assists PC Pass clear chance E7 Earned 7m pen. TF Technical faults St. Steals  
 2m 2m punishments C7. Committed 7m E2 Earned 2m pun. YC. Yellow cards R/B Red/Blue cards Blk. Blocks S Starting Line-up



# 10th Men's Youth (U19) World Championship

Croatia

Final Round, 29-32. place



## Match Team Statistics

Match No. 93

## New Zealand 23 - 52 Mexico

(10 - 25) (13 - 27)

10.8.2023. 12:30

Attendance: 50

Marino Cvetković Hall

Referees: Khalid Hussein (IRQ) / Fadhil Imran (IRQ)

## Shot distribution by player

### 2 M. Valdez Gutierrez

1/1		

1 miss.

### 3 D. Morales


### 5 E. Sandoval Moreno

2/3		1/1

### 6 M. Villa Duarte


1 miss.

### 8 J. Flores Woolfolk

1/1		
1/2		
1/1		

### 9 D. Tovar Ontiveros

2/2		
0/1		
1/1		1/1

2 post

### 10 B. Navarro Gonzalez

		2/2
1/1		1/1

1 miss.

### 11 F. Soto Lopez

	0/1	
		1/1
1/1		3/3

2 post

### 18 S. Chavez Moreno

1/1		
2/2	1/1	1/1

1 miss.

### 19 B. Fernandez


### 20 Y. Garcia Reyes

	0/1	9/9
1/1		
4/4		2/2

1 miss.

### 22 J. Soto Garcia

2/2		1/1

### 28 J. Anguiano Lopez

1/1		
1/2		
1/1		

### 35 M. Santana Gamez

0/1		0/1
2/2	1/1	1/1

## TOTAL

4/4	0/2	11/11
4/8		1/2
18/19	2/2	11/11

4 post 4 miss.

## Saves distribution goalkeepers

### 7 C. Molina Tejada

3/7	2/2	0/1
4/5	2/2	2/2
1/7	0/2	0/4

### 16 D. Fajardo Laureano

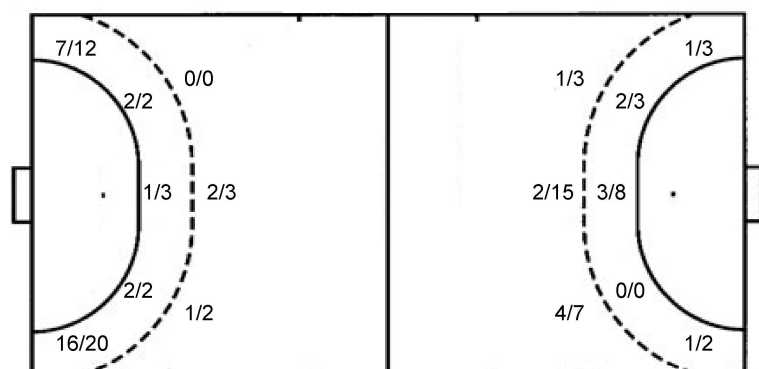
0/1		0/1
	1/1	
0/2		0/1

## TOTAL

3/8	2/2	0/2
4/5	3/3	2/2
1/9	0/2	0/5

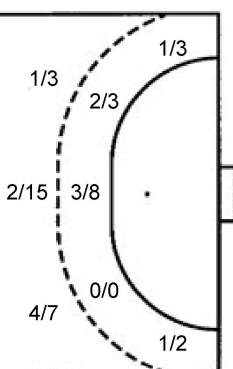
## Shots by position

### ATTACK



7m penalties 3/3  
Fastbreak 8/8  
Breakthrough 8/10  
Long dist. 2/4

### DEFENSE



7m penalties 0/1  
Fastbreak 2/2  
Breakthrough 7/12  
Long dist. 0/0

## Shooting statistics

Position	Goals	Sav.	Miss.	Post	Blk.	Total	%
Back (9m)	3	2	0	0	0	5	60
Line (6m)	5	1	1	0	0	7	71
Wing	23	4	1	4	0	32	72
7m penalties	3	0	0	0	0	3	100
Fastbreak	8	0	0	0	0	8	100
Breakthrough	8	1	1	0	0	10	80
<b>Total</b>	<b>50</b>	<b>8</b>	<b>3</b>	<b>4</b>	<b>0</b>	<b>65</b>	<b>77</b>

# Jersey number Tot. Total shooting 6m 6m (line) shooting 9m 9m shooting Wng Wing shooting FB Fastbreak sh. 7m 7m penalty sh.  
Brk. Breakthrough sh. LD Long distance sh. As. Assists PC Pass clear chance E7 Earned 7m pen. TF Technical faults St. Steals  
2m 2m punishments C7. Committed 7m E2 Earned 2m pun. YC. Yellow cards R/B Red/Blue cards Blk. Blocks S Starting Line-up

Handball statistics and livescore by Toma-soft ltd (www.toma-soft.hr)

