



# 10th Men's Youth (U19) World Championship

Croatia

Final Round, 17-20. place



Match Team Statistics

Match No. 91

## Morocco 30 - 28 Montenegro

(17 - 12) (9 - 14) (SO: 4 - 2)

10.8.2023. 17:30

Attendance: 50

Center Zamet

Referees: Hideki Furukawa (JPN) / Tetsuro Murata (JPN)

### Morocco

#	Surname and name	S	Goals / shots									Attack					Def.			Penalties				TP		
			Tot.	%	9m	6m	Wing	7m	FB	Brk.	LD	As.	PC	E7	E2	TF	St.	C7	Blk	YC	2m	R	B			
1	HAKAOUI Oussama																									6:35
2	ABDELLAOUI Ayoub		1/1	100				1/1																		
3	FADDAL Adam		2/4	50	0/1	0/1	2/2																	1		24:32
6	NAZI Mohamed	S	1/1	100										1/1	3	4		1	5	3	1					49:03
7	MANSOURI Lbachir	S	7/12	58	1/3	2/2	2/4		0/1	2/2					3			1						1		59:14
10	OUAFIK Hamza																								1	6:11
14	IHIRI Abderrahim		0/1	0						0/1																2:52
16	JBARI Akram																									0:36
19	RAZGUI Abdellah	S	7/15	47	4/9	1/1		2/4		0/1					2	4	1	1	4							60:00
24	EL OUADRHIRI Noam Bernard	S	3/6	50	2/5					1/1					1	1		1	1	1						32:59
33	ZIYAD Hmoune																									9:22
66	ILYASSE Ouahib	S	5/9	56		0/1	1/3	1/1	2/3	1/1														1		57:48
71	SAA Amjad		1/2	50			0/1	1/1																		1:32
94	BILGHOUL Amine	S	3/4	75		1/2		1/1	1/1						1	2	2				1	1	4			55:18
95	EL MOUADAR Jalil	S																						1		51:41
99	MARSAQ Omar																									2:07
	Team / bench																									
	UKUPNO		30/55	55	7/18	4/7	5/10	6/8	3/5	4/6	1/1				10	12	3	3	13	6	7	4	0	4	1	0

#	Surname and name	Saves / shots								
		Tot.	%	9m	6m	Wing	7m	FB	Brk.	LD
1	HAKAOUI Oussama	3/7	43			1/1	2/6			
16	JBARI Akram	0/3	0				0/3			
95	EL MOUADAR Jalil	6/27	22	1/6	1/2	3/10	0/1		1/8	
	TOTAL	9/37	24	1/6	1/2	4/11	2/10	0/0	1/8	0/0

Coach: Abdelmajid Zaouli

Number of attacks: 60, Efficiency: 50%, Average Duration: 35.11 seconds

### Attack by type of defense

	Shots	9m	6m	Wing	TF	E7	E2
On def. 5-1	17/37	6/16	3/6	5/10	12	2	3
On def. 4-2	1/2	0/1	1/1	0/0	0	1	0
On def. 3-2-1	2/2	1/1	0/0	0/0	1	0	0
Fastbreak	3/5				0	0	0

### Defense by type

	Total	9m	6m	Wing	Stl.	C7	2m
Def. 6-0	17/32	4/10	0/1	7/13	6	6	0
Def. 5-1	2/3	0/0	1/1	0/0	0	1	0
Def. 4-2	1/1	1/1	0/0	0/0	0	0	0
Fastbreak	0/1				0	0	4

### Attack with superiority / minority / goalkeeper out

	Attack				Reaction		
	Att.	Eff.	Shots	TF	FB	LD	Tot.
7 on 6 (GK out)	2	0%	0/0	2	0/0	0/0	0/0
7 on 5 (GK out)	2	0%	0/1	1	0/0	0/0	0/0
6 on 6 (GK out)	5	60%	3/5	0	0/0	0/0	0/0
6 on 4 (GK out)	1	100%	1/1	0	0/0	0/0	0/0
6 on 6	43	51%	22/36	7			
6 on 5	5	60%	3/3	2			
6 on 4	1	100%	1/1	0			
5 on 6	1	0%	0/0	1			

Player superiority / GK out counted at the end of attack (in case it changes during attack)

### Defense with superiority / minority / goalkeeper out

	Attack				Reaction		
	Att.	Eff.	Shots	TF	FB	LD	Tot.
7 on 6 (GK out)	4	25%	1/3	1	0/0	1/1	1/1
6 on 6 (GK out)	5	40%	2/3	2	0/0	0/0	0/0
5 on 6 (GK out)	1	100%	1/1	0	0/0	0/0	0/0
6 on 6	39	41%	16/28	11			
6 on 5	10	80%	8/10	0			

Numbers show attacking numbers of opponent. Lower efficiency of opponent means better defense of this team

# Jersey number Tot. Total shooting 6m 6m (line) shooting 9m 9m shooting Wng Wing shooting FB Fastbreak sh. 7m 7m penalty sh.  
 Brk. Breakthrough sh. LD Long distance sh. As. Assists PC Pass clear chance E7 Earned 7m pen. TF Technical faults St. Steals  
 2m 2m punishments C7. Committed 7m E2 Earned 2m pun. YC. Yellow cards R/B Red/Blue cards Blk. Blocks S Starting Line-up



# 10th Men's Youth (U19) World Championship

Croatia

Final Round, 17-20. place



Match Team Statistics

Match No. 91

## Morocco 30 - 28 Montenegro

(17 - 12) (9 - 14) (SO: 4 - 2)

10.8.2023. 17:30

Attendance: 50

Center Zamet

Referees: Hideki Furukawa (JPN) / Tetsuro Murata (JPN)

### Shot distribution by player

2 A. Abdellaoui

1/1		

3 A. Faddal

	0/1	
1/1	1/1	0/1

6 M. Nazi

	1/1	

7 L. Mansouri

3/5		1/2
1/1		
	2/2	0/1

1 post

10 H. Ouafik


14 A. Ihiri

		0/1

19 A. Razgui

	1/1	2/3
0/2		1/1
1/1	0/1	2/3

1 post 2 miss.

24 N. El Ouadhiri

1/1		0/1
1/1		
0/1		1/2

33 H. Ziyad


66 O. Ilyasse

		1/2
1/1		0/2
2/2		1/1

1 miss.

71 A. Saa

1/1		

1 miss.

94 A. Bilghoul

1/1		2/2

1 miss.

99 O. Marsaq


TOTAL

4/6	1/1	4/8
3/5	1/2	1/4
7/8	3/4	6/10

2 post 5 miss.

### Saves distribution goalkeepers

1 O. Hakaoui

0/1		1/1
1/1		1/1
0/1		0/2

16 A. Jbari

0/2		
0/1		

95 J. El Mouadar

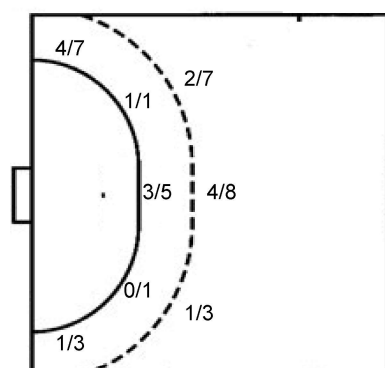
1/8		1/6
	1/1	2/2
0/2	0/2	1/5

TOTAL

1/11		2/7
1/2	1/1	3/3
0/3	0/2	1/7

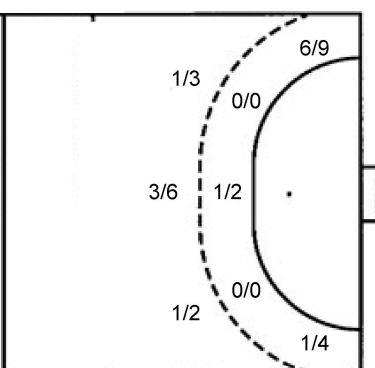
### Shots by position

ATTACK



7m penalties 6/8  
Fastbreak 3/5  
Breakthrough 4/6  
Long dist. 1/1

DEFENSE



7m penalties 8/11  
Fastbreak 0/1  
Breakthrough 7/10  
Long dist. 0/0

### Shooting statistics

Position	Goals	Sav.	Miss.	Post	Blk.	Total	%
Back (9m)	7	8	1	2	0	18	39
Line (6m)	4	2	1	0	0	7	57
Wing	5	3	2	0	0	10	50
7m penalties	6	2	0	0	0	8	75
Fastbreak	3	2	0	0	0	5	60
Breakthrough	4	1	1	0	0	6	67
<b>Total</b>	<b>29</b>	<b>18</b>	<b>5</b>	<b>2</b>	<b>0</b>	<b>54</b>	<b>54</b>

# Jersey number Tot. Total shooting 6m 6m (line) shooting 9m 9m shooting Wng Wing shooting FB Fastbreak sh. 7m 7m penalty sh.  
Brk. Breakthrough sh. LD Long distance sh. As. Assists PC Pass clear chance E7 Earned 7m pen. TF Technical faults St. Steals  
2m 2m punishments C7. Committed 7m E2 Earned 2m pun. YC. Yellow cards R/B Red/Blue cards Blk. Blocks S Starting Line-up

Handball statistics and livescore by Toma-soft ltd (www.toma-soft.hr)



# 10th Men's Youth (U19) World Championship

Croatia

Final Round, 17-20. place



Match Team Statistics

Match No. 91

## Morocco 30 - 28 Montenegro

(17 - 12) (9 - 14) (SO: 4 - 2)

10.8.2023. 17:30

Attendance: 50

Center Zamet

Referees: Hideki Furukawa (JPN) / Tetsuro Murata (JPN)

### Montenegro

#	Surname and name	S	Goals / shots								Attack					Def.			Penalties				TP								
			Tot.	%	9m	6m	Wing	7m	FB	Brk.	LD	As.	PC	E7	E2	TF	St.	C7	Blk	YC	2m	R		B							
1	VUJOVIC Savo																													9:28	
2	ĐURKOVIĆ Darko		1/2	50				1/1			0/1																		1	7:37	
4	DOBRKOVIC Andrej	S	7/11	64	0/1						2/3			5/7		2	1	2	1	6										29:03	
7	RADOVANOVIĆ Andrija	S	9/13	69				5/8	4/5											2										53:27	
8	MRVALKEVIC Igor		2/3	67	1/1						1/1			0/1		3	3	1												21:12	
9	BAKIC Milorad	S	5/8	63	4/6						0/1			1/1			1			2		2								53:00	
11	RADOICIC Petar		0/1	0	0/1										1	1				3										21:21	
15	GAZDIC Filip		0/2	0	0/2										1	2						2								35:13	
16	SREDANOVIĆ Lazar	S																1												47:21	
17	FEKA Semir	S	0/1	0		0/1																1								26:52	
20	COROVIC Lazar		1/1	100										1/1		1	3	1		1										17:00	
25	NIKOLIC Mojas		2/4	50				1/3	1/1										1											41:42	
27	BOZOVIĆ Filip	S	1/1	100		1/1													1			1								37:20	
28	PERUNICIC Drazen																														
31	BULATOVIĆ Todor	S	0/1	0				0/1											1	1										19:24	
	Team / bench																														
	UKUPNO		28/48	58	5/11	1/2	7/13	8/11	0/1	7/10	0/0	8	11	7	3	14	4	3	0	1	3	2	0								

Goalkeepers		Saves / shots									
#	Surname and name	Tot.	%	9m	6m	Wing	7m	FB	Brk.	LD	
1	VUJOVIC Savo	3/10	30	1/3	0/1		2/6				
16	SREDANOVIĆ Lazar	15/37	41	7/12	2/5	3/8	0/2	2/5	1/5		
	TOTAL	18/47	38	8/15	2/6	3/8	2/8	2/5	1/5	0/0	

Coach: Drasko Mrvaljevic

Number of attacks: 59, Efficiency: 47%, Average Duration: 29.42 seconds

### Attack by type of defense

	Shots	9m	6m	Wing	TF	E7	E2
On def. 6-0	17/32	4/10	0/1	7/13	14	6	3
On def. 5-1	2/3	0/0	1/1	0/0	0	1	0
On def. 4-2	1/1	1/1	0/0	0/0	0	0	0
Fastbreak	0/1				0	0	0

### Defense by type

	Total	9m	6m	Wing	Stl.	C7	2m
Def. 5-1	17/37	6/16	3/6	5/10	4	2	0
Def. 4-2	1/2	0/1	1/1	0/0	0	1	0
Def. 3-2-1	2/2	1/1	0/0	0/0	0	0	0
Fastbreak	3/5				0	0	3

### Attack with superiority / minority / goalkeeper out

	Attack				Reaction		
	Att.	Eff.	Shots	TF	FB	LD	Tot.
7 on 6 (GK out)	4	25%	1/3	1	0/0	1/1	1/1
6 on 6 (GK out)	5	40%	2/3	2	0/0	0/0	0/0
5 on 6 (GK out)	1	100%	1/1	0	0/0	0/0	0/0
6 on 6	39	41%	16/28	11			
6 on 5	10	80%	8/10	0			

Player superiority / GK out counted at the end of attack (in case it changes during attack)

### Defense with superiority / minority / goalkeeper out

	Attack				Reaction		
	Att.	Eff.	Shots	TF	FB	LD	Tot.
7 on 6 (GK out)	2	0%	0/0	2	0/0	0/0	0/0
7 on 5 (GK out)	2	0%	0/1	1	0/0	0/0	0/0
6 on 6 (GK out)	5	60%	3/5	0	0/0	0/0	0/0
6 on 4 (GK out)	1	100%	1/1	0	0/0	0/0	0/0
6 on 6	43	51%	22/36	7			
6 on 5	5	60%	3/3	2			
6 on 4	1	100%	1/1	0			
5 on 6	1	0%	0/0	1			

Numbers show attacking numbers of opponent. Lower efficiency of opponent means better defense of this team

# Jersey number Tot. Total shooting 6m 6m (line) shooting 9m 9m shooting Wng Wing shooting FB Fastbreak sh. 7m 7m penalty sh.  
 Brk. Breakthrough sh. LD Long distance sh. As. Assists PC Pass clear chance E7 Earned 7m pen. TF Technical faults St. Steals  
 2m 2m punishments C7. Committed 7m E2 Earned 2m pun. YC. Yellow cards R/B Red/Blue cards Blk. Blocks S Starting Line-up



# 10th Men's Youth (U19) World Championship

Croatia

Final Round, 17-20. place



## Match Team Statistics

Match No. 91

## Morocco 30 - 28 Montenegro

(17 - 12) (9 - 14) (SO: 4 - 2)

10.8.2023. 17:30

Attendance: 50

Center Zamet

Referees: Hideki Furukawa (JPN) / Tetsuro Murata (JPN)

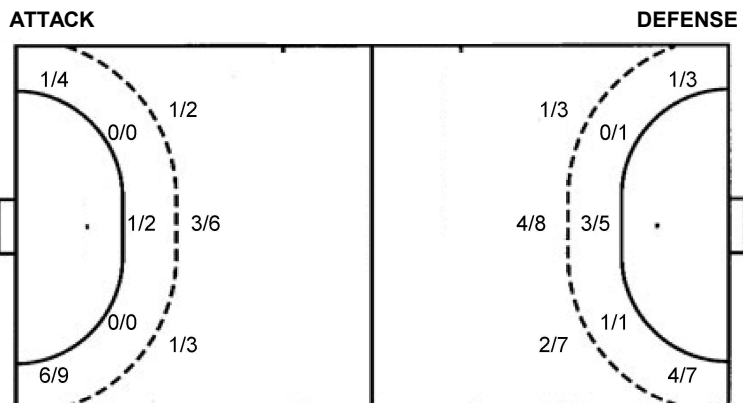
### Shot distribution by player

<b>2 D. Đurković</b> 1 post 1/1	<b>4 A. Dobrkovic</b> 1 post 1 miss. 1/1 lob 2/2 0/1 1/1 2/2 1/1	<b>7 A. Radovanović</b> 1 miss. 3/3 1/1 3/5 0/1 2/2	<b>8 I. Mrvalkevic</b> 1 post 2/2	<b>9 M. Bakic</b> 2 block 3/3 2/2 0/1	<b>11 P. Radoicic</b> 1 block	<b>15 F. Gazdic</b> 1 block 0/1
<b>17 S. Feka</b> 0/1	<b>20 L. Corovic</b> 1/1	<b>25 M. Nikolic</b> 2 miss. 1/1 1/1	<b>27 F. Bozovic</b> 1/1	<b>28 D. Perunic</b>	<b>31 T. Bulatovic</b> 0/1	<b>TOTAL</b> 10/11 5/7 1/2 0/1 0/3 3/3 2/2 6/7 3 post 4 miss. 4 block 1/1 lob

### Saves distribution goalkeepers

<b>1 S. Vujovic</b> 0/1 1/3 0/3 1/1 1/2	<b>16 L. Sredanovic</b> 2/5 0/1 4/8 1/2 1/1 3/4 1/5 0/3 3/8	<b>TOTAL</b> 2/6 0/1 4/8 2/5 1/1 3/4 1/8 1/4 4/10
--	--	--

### Shots by position



7m penalties 8/11  
Fastbreak 0/1  
Breakthrough 7/10  
Long dist. 0/0

7m penalties 6/8  
Fastbreak 3/5  
Breakthrough 4/6  
Long dist. 1/1

### Shooting statistics

Position	Goals	Sav.	Miss.	Post	Blk.	Total	%
Back (9m)	5	1	1	0	4	11	45
Line (6m)	1	1	0	0	0	2	50
Wing	7	4	2	0	0	13	54
7m penalties	8	2	1	0	0	11	73
Fastbreak	0	0	0	1	0	1	0
Breakthrough	7	1	0	2	0	10	70
<b>Total</b>	<b>28</b>	<b>9</b>	<b>4</b>	<b>3</b>	<b>4</b>	<b>48</b>	<b>58</b>

# Jersey number Tot. Total shooting 6m 6m (line) shooting 9m 9m shooting Wng Wing shooting FB Fastbreak sh. 7m 7m penalty sh.  
Brk. Breakthrough sh. LD Long distance sh. As. Assists PC Pass clear chance E7 Earned 7m pen. TF Technical faults St. Steals  
2m 2m punishments C7. Committed 7m E2 Earned 2m pun. YC. Yellow cards R/B Red/Blue cards Blk. Blocks S Starting Line-up

Handball statistics and livescore by Toma-soft ltd (www.toma-soft.hr)

