



10th Men's Youth (U19) World Championship

Croatia

Final Round, 21-24. place



Match Team Statistics

Match No. 90

Japan 29 - 28 Argentina

(18 - 16) (11 - 12)

10.8.2023. 15:00

Attendance: 35

Center Zamet

Referees: Mohamed Chouraki (MAR) / Achraf El Mouniri (MAR)

Shot distribution by player

2 K. Furukawa

3/3		1/1
		1/2
3/3	0/1	

1 post 1 miss.

5 R. Kozakai

	0/1	
0/1	1/1	
1/1		

1 block

8 N. Nakaoki

0/1	1/1	2/2

11 Y. Kamakura

1 block

15 S. Hasegawa

	1/1	

17 J. Fujikawa

1/1		1/1
1/1		1/1

1 miss.

29 K. Tachibana

1/1		1/1
1/1		

1 post 2/2 lob

31 R. Matsuoka

32 M. Sakai

33 K. Nanjo

34 H. Takeshita

		0/1

1 block

35 K. Mukoyachi

	1/1	

2/2 lob

37 T. Tochio

1/1		
	0/1	
	1/1	1/2

1 miss. 1 block

TOTAL

5/5	0/1	2/2
1/2	1/2	2/4
6/7	4/5	4/6

2 post 3 miss. 3 block 4/4 lob

Saves distribution goalkeepers

12 R. Komoda

0/2		0/1

28 S. Nozuyama

1/2		2/3
0/1		2/2
0/6	1/2	1/4

30 S. Yoneda

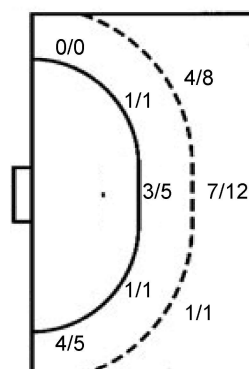
0/1	1/2	0/2
3/3		2/2
	0/2	1/3

TOTAL

1/5	1/2	2/6
3/4		4/4
0/6	1/4	2/7

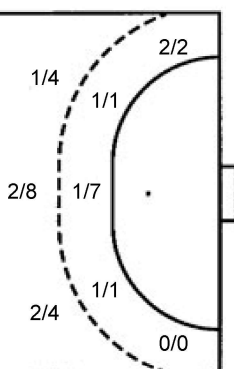
Shots by position

ATTACK



7m penalties 2/2
Fastbreak 3/3
Breakthrough 3/8
Long dist. 0/0

DEFENSE



7m penalties 0/1
Fastbreak 7/8
Breakthrough 10/16
Long dist. 1/2

Shooting statistics

Position	Goals	Sav.	Miss.	Post	Blk.	Total	%
Back (9m)	12	3	2	1	3	21	57
Line (6m)	5	2	0	0	0	7	71
Wing	4	0	0	1	0	5	80
7m penalties	2	0	0	0	0	2	100
Fastbreak	3	0	0	0	0	3	100
Breakthrough	3	4	1	0	0	8	38
Total	29	9	3	2	3	46	63

Jersey number Tot. Total shooting 6m 6m (line) shooting 9m 9m shooting Wng Wing shooting FB Fastbreak sh. 7m 7m penalty sh.
Brk. Breakthrough sh. LD Long distance sh. As. Assists PC Pass clear chance E7 Earned 7m pen. TF Technical faults St. Steals
2m 2m punishments C7. Committed 7m E2 Earned 2m pun. YC. Yellow cards R/B Red/Blue cards Blk. Blocks S Starting Line-up

Handball statistics and livescore by Toma-soft ltd (www.toma-soft.hr)



10th Men's Youth (U19) World Championship

Croatia

Final Round, 21-24. place



Match Team Statistics

Match No. 90

Japan 29 - 28 Argentina

(18 - 16) (11 - 12)

10.8.2023. 15:00

Attendance: 35

Center Zamet

Referees: Mohamed Chouraki (MAR) / Achraf El Mouniri (MAR)

Argentina

#	Surname and name	S	Goals / shots								Attack				Def.			Penalties			TP			
			Tot.	%	9m	6m	Wing	7m	FB	Brk.	LD	As.	PC	E7	E2	TF	St.	C7	Blk	YC		2m	R	B
1	DIOTALLEVI Santino	S										1												49:08
3	GALLARDO Bautista																							
4	ROZITCHNER Ezequiel	S	4/6	67		1/3			3/3								1							29:11
5	BELENKY Faustino Benjamin										2						5							28:45
6	ARROM Martin Augusto	S	0/3	0	0/1				0/2		1													10:20
8	GULL Juan Federico		3/9	33	2/6				1/2	0/1		2			2	1		1						24:58
11	OBREGON GOMEZ Lucas Ezequiel	S	6/9	67	1/2	0/1		0/1	1/1	4/4		3	1			1	1							47:02
12	RODRIGUEZ Lautaro																							7:30
15	OJEA CRISTINO Tobias		4/8	50	2/5				2/3		2	3			1	1				1				28:06
17	ORTMANN Lorenzo Damian		0/1	0					0/1		1				2									9:01
18	MONTOTO Juan Ignacio	S	2/5	40		1/4							1	1	1	1		1			2			49:28
19	ORTILEB BASUALDO Agustin Eduardo																							
21	PALLERO Federico Agustin	S	0/1	0				0/1			1													53:41
24	RODRIGUEZ Nicolas		5/5	100		2/2		3/3			1				1	2	1	1						30:00
30	BARCELO GARCIA Nicolas		4/7	57	0/2	1/1			3/4		2													19:14
79	TARAZI MUNOZ Jose Khalil	S													1									33:36
	Team / bench														1									
	UKUPNO		28/54	52	5/16	3/9	2/2	0/1	7/8	10/16	1/2	13	7	1	0	9	12	2	3	0	3	0	0	

#	Surname and name	Saves / shots								
		Tot.	%	9m	6m	Wing	7m	FB	Brk.	LD
1	DIOTALLEVI Santino	9/32	28	3/12	2/6	0/3	0/2	0/2	4/7	
12	RODRIGUEZ Lautaro	0/6	0	0/3	0/1	0/1		0/1		
	TOTAL	9/38	24	3/15	2/7	0/4	0/2	1/3	4/7	0/0

Coach: Ruben Dario Busolin

Number of attacks: 59, Efficiency: 47%, Average Duration: 30.78 seconds

Attack by type of defense

	Shots	9m	6m	Wing	TF	E7	E2
On def. 6-0	15/30	4/10	3/8	1/1	7	1	0
On def. 5-1	2/10	0/5	0/1	0/0	2	0	0
On def. 3-2-1	1/1	0/0	0/0	1/1	0	0	0
Fastbreak	7/8				0	0	0

Defense by type

	Total	9m	6m	Wing	Stl.	C7	2m
Def. 6-0	11/20	6/11	1/2	2/3	4	2	0
Def. 5-1	11/17	4/6	4/5	2/2	4	0	0
Def. 4-2	2/4	2/4	0/0	0/0	3	0	0
Def. press.	0/0	0/0	0/0	0/0	1	0	0
Fastbreak	3/3				0	0	3

Attack with superiority / minority / goalkeeper out

	Attack				Reaction		
	Att.	Eff.	Shots	TF	FB	LD	Tot.
7 on 6 (GK out)	6	0%	0/4	2	1/1	0/0	1/1
6 on 6 (GK out)	2	0%	0/2	0	1/1	0/0	1/1
6 on 6	48	52%	25/41	7			
5 on 6	3	100%	3/3	0			

Player superiority / GK out counted at the end of attack (in case it changes during attack)

Defense with superiority / minority / goalkeeper out

	Attack				Reaction		
	Att.	Eff.	Shots	TF	FB	LD	Tot.
7 on 6 (GK out)	5	40%	2/4	1	0/0	1/1	1/1
6 on 6	47	51%	24/34	13			
6 on 5	6	50%	3/4	2			

Numbers show attacking numbers of opponent. Lower efficiency of opponent means better defense of this team

Jersey number Tot. Total shooting 6m 6m (line) shooting 9m 9m shooting Wng Wing shooting FB Fastbreak sh. 7m 7m penalty sh.
 Brk. Breakthrough sh. LD Long distance sh. As. Assists PC Pass clear chance E7 Earned 7m pen. TF Technical faults St. Steals
 2m 2m punishments C7. Committed 7m E2 Earned 2m pun. YC. Yellow cards R/B Red/Blue cards Blk. Blocks S Starting Line-up



10th Men's Youth (U19) World Championship

Croatia

Final Round, 21-24. place



Match Team Statistics

Match No. 90

Japan 29 - 28 Argentina

(18 - 16) (11 - 12)

10.8.2023. 15:00

Attendance: 35

Center Zamet

Referees: Mohamed Chouraki (MAR) / Achraf El Mouniri (MAR)

Shot distribution by player

3 B. Gallardo [Grid]	4 E. Rozitchner [Grid] 1 post	5 F. Belenky [Grid]	6 M. Arrom [Grid] 0/2 0/1	8 J. Gull [Grid] 1/1 0/1 0/1 2/2 4 miss.	11 L. Obregon Gomez [Grid] 2/2 0/1 1/1 2/3 1/2	15 T. Ojea Cristino [Grid] 1/1 1/2 1/1 2 miss. 1 block
17 L. Ortman [Grid] 0/1	18 J. Montoto [Grid] 1/1 0/1 2 post 1/1 lob	19 A. Ortileb Basualdo [Grid]	21 F. Pallero [Grid] 0/1	24 N. Rodriguez [Grid] 1/1 3/3 1/1	30 N. Barcelo Garcia [Grid] 1/2 1/1 2 miss. 2/2 lob	79 J. Tarazi Munoz [Grid]

TOTAL

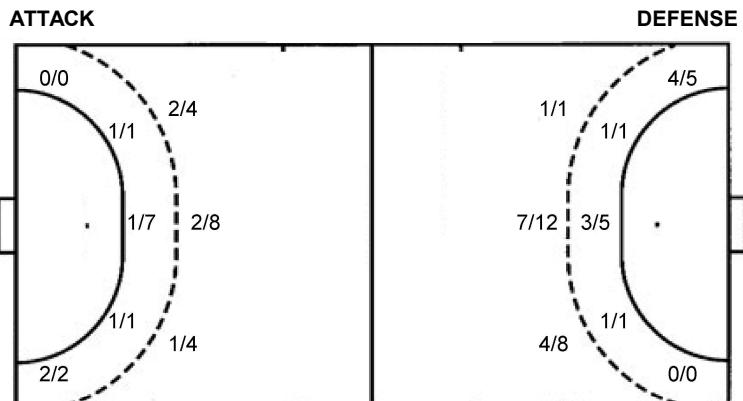
4/5	1/2	4/6
1/4	1/1	0/4
6/6	3/4	5/7

3 post 8 miss. 1 block 3/3 lob

Saves distribution goalkeepers

1 S. Diotallevi [Grid] 0/5 1/1 0/2 1/2 1/1 2/4 1/5 1/4 2/6	12 L. Rodriguez [Grid] 0/1 0/2 0/1	TOTAL [Grid] 0/5 1/1 0/2 1/2 1/2 2/4 1/7 1/5 2/6
---	--	---

Shots by position



7m penalties	0/1	7m penalties	2/2
Fastbreak	7/8	Fastbreak	3/3
Breakthrough	10/16	Breakthrough	3/8
Long dist.	1/2	Long dist.	0/0

Shooting statistics

Position	Goals	Sav.	Miss.	Post	Blk.	Total	%
Back (9m)	5	5	5	0	1	16	31
Line (6m)	3	3	0	3	0	9	33
Wing	2	0	0	0	0	2	100
7m penalties	0	1	0	0	0	1	0
Fastbreak	7	1	0	0	0	8	88
Breakthrough	10	4	2	0	0	16	63
Total	27	14	7	3	1	52	52

Jersey number Tot. Total shooting 6m 6m (line) shooting 9m 9m shooting Wng Wing shooting FB Fastbreak sh. 7m 7m penalty sh.
 Brk. Breakthrough sh. LD Long distance sh. As. Assists PC Pass clear chance E7 Earned 7m pen. TF Technical faults St. Steals
 2m 2m punishments C7. Committed 7m E2 Earned 2m pun. YC. Yellow cards R/B Red/Blue cards Blk. Blocks S Starting Line-up

