



# 10th Men's Youth (U19) World Championship

## Croatia

### Final Round, Quarterfinals



Match Team Statistics

Match No. 84

## Croatia 33 - 25 Norway

(14 - 9) (19 - 16)

10.8.2023. 20:30

Attendance: 1500

Arena Varaždin

Referees: Mariana Garcia (ARG) / Heidy Elsaied (EGY)

### Croatia

#	Surname and name	S	Goals / shots									Attack					Def.			Penalties			TP				
			Tot.	%	9m	6m	Wing	7m	FB	Brk.	LD	As.	PC	E7	E2	TF	St.	C7	Blk	YC	2m	R		B			
1	HERCEG Tin	S																									41:40
2	GLIVETIC Vito	S	1/4	25											2		2									1	40:01
3	BAJAN Marko	S																						1	1		52:46
5	MOLC Maksimilijan	S	2/2	100					1/1																1	1	53:03
6	CAPRIĆ Aleksandar	S	6/11	55	2/5										6	1	1										53:00
7	ZOVAK Fran														1												13:31
8	BOROVEC Tian		0/1	0	0/1																						5:46
10	TOMŠIĆ Martin		8/8	100		1/1			5/5	1/1	1/1				3											1	14:52
11	JURIĆ Karlo	S	2/7	29	1/6										1	1										1	31:16
12	PRPIĆ Marko		0/1	0													0/1										11:39
13	KRUPIC Petar		4/6	67	0/1					1/2	3/3						1	1	2	2					1	29:29	
17	KRSTIĆ Franko		5/5	100		5/5																					17:31
18	MALINARICH Luka	S	3/4	75		3/4											1		1	1					1	40:16	
19	PETROVIC Ivan																										3:14
21	ČOSIĆ Adrian		0/1	0					0/1																		6:48
36	BJELIŠ Karlo		2/2	100	2/2																					1	5:08
Team / bench																											
UKUPNO			33/52	63	5/15	9/10	1/1	5/5	4/6	9/14	0/1	13	2	5	1	15	12	2	3	1	6	0	0				

#	Surname and name	Saves / shots								
		Tot.	%	9m	6m	Wing	7m	FB	Brk.	LD
1	HERCEG Tin	8/26	31	3/14	0/2	5/9	0/2		0/1	
12	PRPIĆ Marko	5/12	42	4/4	0/2	1/4		0/2		
TOTAL		13/38	34	7/18	0/2	6/13	0/2	0/2	0/1	0/0

Coach: Krešo Ivanković

Number of attacks: 65, Efficiency: 51%, Average Duration: 29.38 seconds

### Attack by type of defense

	Shots	9m	6m	Wing	TF	E7	E2
On def. 6-0	19/30	3/9	7/8	1/1	10	4	0
On def. 5-1	4/9	2/6	2/2	0/0	5	1	1
Fastbreak	4/6				0	0	0

### Defense by type

	Total	9m	6m	Wing	Stl.	C7	2m
Def. 5-1	19/40	10/24	2/2	6/13	12	2	0
Fastbreak	2/2				0	0	6

### Attack with superiority / minority / goalkeeper out

	Attack				Reaction		
	Att.	Eff.	Shots	TF	FB	LD	Tot.
7 on 6 (GK out)	5	40%	2/2	3	0/0	0/0	0/0
6 on 6 (GK out)	8	75%	6/8	0	0/0	0/0	0/0
6 on 6	46	48%	22/35	11			
6 on 5	5	60%	3/5	0			
5 on 6	1	0%	0/0	1			

Player superiority / GK out counted at the end of attack (in case it changes during attack)

### Defense with superiority / minority / goalkeeper out

	Attack				Reaction		
	Att.	Eff.	Shots	TF	FB	LD	Tot.
7 on 6 (GK out)	6	33%	2/4	2	0/0	0/1	0/1
6 on 6 (GK out)	3	33%	1/2	1	0/0	0/0	0/0
6 on 6	43	37%	16/27	16			
6 on 5	12	42%	5/9	3			
6 on 4	1	100%	1/1	0			

Numbers show attacking numbers of opponent. Lower efficiency of opponent means better defense of this team

# Jersey number Tot. Total shooting 6m 6m (line) shooting 9m 9m shooting Wng Wing shooting FB Fastbreak sh. 7m 7m penalty sh.  
 Brk. Breakthrough sh. LD Long distance sh. As. Assists PC Pass clear chance E7 Earned 7m pen. TF Technical faults St. Steals  
 2m 2m punishments C7. Committed 7m E2 Earned 2m pun. YC. Yellow cards R/B Red/Blue cards Blk. Blocks S Starting Line-up



# 10th Men's Youth (U19) World Championship

Croatia

Final Round, Quarterfinals



## Match Team Statistics

Match No. 84

## Croatia 33 - 25 Norway

(14 - 9) (19 - 16)

10.8.2023. 20:30

Attendance: 1500

Arena Varaždin

Referees: Mariana Garcia (ARG) / Heidy Elsaied (EGY)

## Shot distribution by player

<b>2 V. Glivetic</b>	<b>3 M. Bajan</b>	<b>5 M. Molc</b>	<b>6 A. Čaprić</b>	<b>7 F. Zovak</b>	<b>8 T. Borovec</b>	<b>10 M. Tomšić</b>
0/1 1/1		1/1 1/1	1/1 0/3 1/2 0/1 4/4		1 block	1/1 1/1 5/5
2 miss.						
<b>11 K. Jurić</b>	<b>13 P. Krupić</b>	<b>17 F. Krstić</b>	<b>18 L. Malinarich</b>	<b>19 I. Petrović</b>	<b>21 A. Čosić</b>	<b>36 K. Bjeliš</b>
0/2 1/1 1/1	3/3 1/1 0/1	1/1 1/1 3/3	1/1 1/1 1/1 0/1		1 post	1/1 1/1
1 post 2 miss.	1 miss.					

## TOTAL

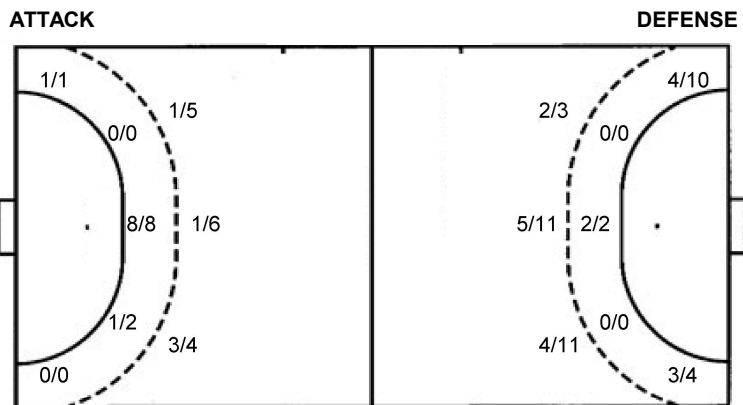
1/1	1/1	1/1
4/4	0/5	
11/12	5/7	10/12

2 post 5 miss. 1 block

## Saves distribution goalkeepers

<b>1 T. Herceg</b>	<b>12 M. Prpić</b>	<b>TOTAL</b>
0/1 1/2 1/1 3/3 1/4 0/5 1/4 1/6	0/1 1/1 1/1 2/5 0/2 1/1	0/1 1/3 2/2 4/4 1/4 2/10 1/6 2/7

## Shots by position



## Shooting statistics

Position	Goals	Sav.	Miss.	Post	Blk.	Total	%
Back (9m)	5	5	3	1	1	15	33
Line (6m)	9	1	0	0	0	10	90
Wing	1	0	0	0	0	1	100
7m penalties	5	0	0	0	0	5	100
Fastbreak	4	1	0	1	0	6	67
Breakthrough	9	3	2	0	0	14	64
<b>Total</b>	<b>33</b>	<b>10</b>	<b>5</b>	<b>2</b>	<b>1</b>	<b>51</b>	<b>65</b>

# Jersey number Tot. Total shooting 6m 6m (line) shooting 9m 9m shooting Wng Wing shooting FB Fastbreak sh. 7m 7m penalty sh.  
 Brk. Breakthrough sh. LD Long distance sh. As. Assists PC Pass clear chance E7 Earned 7m pen. TF Technical faults St. Steals  
 2m 2m punishments C7. Committed 7m E2 Earned 2m pun. YC. Yellow cards R/B Red/Blue cards Blk. Blocks S Starting Line-up

Handball statistics and livescore by Toma-soft ltd (www.toma-soft.hr)



# 10th Men's Youth (U19) World Championship

Croatia

Final Round, Quarterfinals



Match Team Statistics

Match No. 84

## Croatia 33 - 25 Norway

(14 - 9) (19 - 16)

10.8.2023. 20:30

Attendance: 1500

Arena Varaždin

Referees: Mariana Garcia (ARG) / Heidi Elsaied (EGY)

### Norway

#	Surname and name	S	Goals / shots								Attack				Def.			Penalties			TP		
			Tot.	%	9m	6m	Wing	7m	FB	Brk.	LD	As.	PC	E7	E2	TF	St.	C7	Blk	YC		2m	R
3	IVERSEN Kasper Bjanes	S	1/2	50			1/2										1						46:04
5	NIELSEN Henrik Hestbek		0/3	0	0/3							6	2		3	1							23:36
6	HAVSGARD Emil	S	2/5	40	2/5							1		2	3								26:03
7	HAGENES Ola Matre		2/2	100		2/2									2								11:44
11	HOLTER Jens	S											1	1	2	2				1			38:59
12	REIERSEN Sebastian											1											14:11
13	LID Lasse Sunde	S	9/15	60	8/14				1/1			2	4	2	5	1							43:51
16	SYVERTSEN Oscar Larsen	S																					42:44
21	SOLOST Eirik Kulvedrosten		4/6	67		2/4		2/2							1								16:27
24	OFTEDAL Andreas Hansen																1						14:07
25	SOLHEIM Mikkel	S	1/2	50	1/2							3		1	4								44:28
26	TYSNES Endre																						0:46
35	OLSETH Marius	S	4/8	50		2/6	2/2								1						1		45:10
42	WALLEVIK Karl Edvard		2/2	100	2/2									1									37:45
95	HAUGSTVEDT David Walstad		0/1	0	0/1							1			1	2							14:05
	Team / bench																						
	UKUPNO		25/46	54	11/25	2/2	7/14	2/2	2/2	1/1	0/0	11	9	2	6	22	2	5	1	0	2	0	0

#	Surname and name	Saves / shots								
		Tot.	%	9m	6m	Wing	7m	FB	Brk.	LD
12	REIERSEN Sebastian	1/12	8	0/2	0/4		0/2	0/2	1/2	
16	SYVERTSEN Oscar Larsen	9/31	29	5/8	1/6	0/1	0/3	1/3	2/10	
	TOTAL	10/43	23	5/10	1/10	0/1	0/5	1/5	3/12	0/0

Coach: Rasmus Skytte Hauge

Number of attacks: 65, Efficiency: 38%, Average Duration: 26.41 seconds

### Attack by type of defense

	Shots	9m	6m	Wing	TF	E7	E2
On def. 6-0	0/0	0/0	0/0	0/0	1	0	0
On def. 5-1	19/40	10/24	2/2	6/13	21	2	6
Fastbreak	2/2				0	0	0

### Defense by type

	Total	9m	6m	Wing	Stl.	C7	2m
Def. 6-0	19/30	3/9	7/8	1/1	1	4	0
Def. 5-1	4/9	2/6	2/2	0/0	1	1	0
Fastbreak	4/6				0	0	2

### Attack with superiority / minority / goalkeeper out

	Attack				Reaction		
	Att.	Eff.	Shots	TF	FB	LD	Tot.
7 on 6 (GK out)	6	33%	2/4	2	0/0	0/1	0/1
6 on 6 (GK out)	3	33%	1/2	1	0/0	0/0	0/0
6 on 6	43	37%	16/27	16			
6 on 5	12	42%	5/9	3			
6 on 4	1	100%	1/1	0			

Player superiority / GK out counted at the end of attack (in case it changes during attack)

### Defense with superiority / minority / goalkeeper out

	Attack				Reaction		
	Att.	Eff.	Shots	TF	FB	LD	Tot.
7 on 6 (GK out)	5	40%	2/2	3	0/0	0/0	0/0
6 on 6 (GK out)	8	75%	6/8	0	0/0	0/0	0/0
6 on 6	46	48%	22/35	11			
6 on 5	5	60%	3/5	0			
5 on 6	1	0%	0/0	1			

Numbers show attacking numbers of opponent. Lower efficiency of opponent means better defense of this team

# Jersey number Tot. Total shooting 6m 6m (line) shooting 9m 9m shooting Wng Wing shooting FB Fastbreak sh. 7m 7m penalty sh.  
 Brk. Breakthrough sh. LD Long distance sh. As. Assists PC Pass clear chance E7 Earned 7m pen. TF Technical faults St. Steals  
 2m 2m punishments C7. Committed 7m E2 Earned 2m pun. YC. Yellow cards R/B Red/Blue cards Blk. Blocks S Starting Line-up



# 10th Men's Youth (U19) World Championship

## Croatia

### Final Round, Quarterfinals



Match Team Statistics

Match No. 84

## Croatia 33 - 25 Norway

(14 - 9) (19 - 16)

10.8.2023. 20:30

Attendance: 1500

Arena Varaždin

Referees: Mariana Garcia (ARG) / Heidy Elsaied (EGY)

### Shot distribution by player

**3 K. Iversen**

1/1		

1 post

**5 H. Nielsen**

		0/1

2 block

**6 E. Havsgard**

	1/1	
		1/1
		0/1

1 miss. 1 block

**7 O. Hagenes**

1/1		

1/1 lob

**11 J. Holter**


**13 L. Lid**

0/1	0/2	2/2
3/4	1/1	3/3

2 post

**21 E. Solost**

		1/2
1/1	1/2	1/1

**24 A. Oftedal**


**25 M. Solheim**

1/1		

1 post

**26 E. Tynesnes**


**35 M. Olseth**

		1/1
0/1	0/1	0/1
0/1	2/2	1/1

**42 K. Wallevik**

1/1	1/1	

**95 D. Haugstvedt**

	0/1	

**TOTAL**

	1/1	2/3
0/2	0/4	3/4
8/10	5/6	5/7

4 post 1 miss. 3 block 1/1 lob

### Saves distribution goalkeepers

**12 S. Reiersen**

		0/1
0/3		
0/2	1/3	0/3

**16 O. Syvertsen**

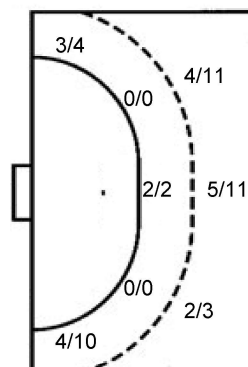
0/1	0/1	
0/1	5/5	
1/10	1/4	2/9

**TOTAL**

0/1	0/1	0/1
0/4	5/5	
1/12	2/7	2/12

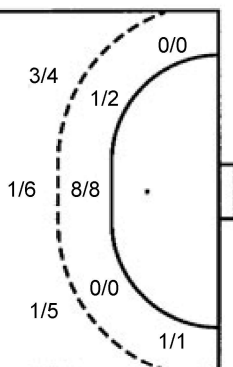
### Shots by position

**ATTACK**



7m penalties 2/2  
Fastbreak 2/2  
Breakthrough 1/1  
Long dist. 0/0

**DEFENSE**



7m penalties 5/5  
Fastbreak 4/6  
Breakthrough 9/14  
Long dist. 0/1

### Shooting statistics

Position	Goals	Sav.	Miss.	Post	Blk.	Total	%
Back (9m)	11	7	1	3	3	25	44
Line (6m)	2	0	0	0	0	2	100
Wing	7	6	0	1	0	14	50
7m penalties	2	0	0	0	0	2	100
Fastbreak	2	0	0	0	0	2	100
Breakthrough	1	0	0	0	0	1	100
<b>Total</b>	<b>25</b>	<b>13</b>	<b>1</b>	<b>4</b>	<b>3</b>	<b>46</b>	<b>54</b>

# Jersey number Tot. Total shooting 6m 6m (line) shooting 9m 9m shooting Wng Wing shooting FB Fastbreak sh. 7m 7m penalty sh.  
Brk. Breakthrough sh. LD Long distance sh. As. Assists PC Pass clear chance E7 Earned 7m pen. TF Technical faults St. Steals  
2m 2m punishments C7. Committed 7m E2 Earned 2m pun. YC. Yellow cards R/B Red/Blue cards Blk. Blocks S Starting Line-up

Handball statistics and livescore by Toma-soft ltd (www.toma-soft.hr)



# 10th Men's Youth (U19) World Championship

## Croatia

### Final Round, Quarterfinals



#### Match Team Statistics

Match No. 84

## Croatia 33 - 25 Norway

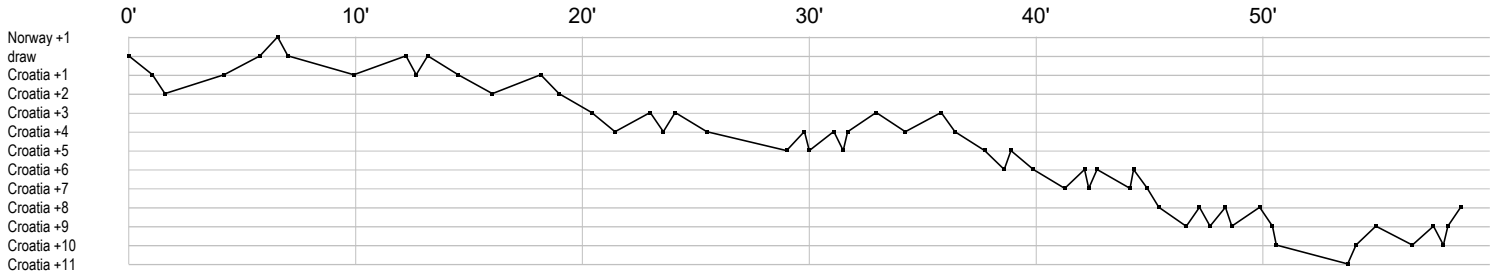
(14 - 9) (19 - 16)

10.8.2023. 20:30

Attendance: 1500

Arena Varaždin

Referees: Mariana Garcia (ARG) / Heidy Elsaied (EGY)



### Croatia

1 Herceg T	s r r r s r sr s r s r r r s r r r r s r r s r r r
2 Glivetic V	2 a f gt a e f e t f t
3 Bajan M	b 2 2c
5 Molc M	y 2 g b t g b bt
6 Caprić A	g ft f f a g a g f a p ba e g f a bg a b g
7 Zovak F	
8 Borovec T	
10 Tomšić M	g g g a a g a gbg
11 Jurić K	t f t g f g p a t2 t f f t
12 Prpić M	r r fss sr r s r r r
13 Krupić P	bg bf t g g x t g i e f
17 Krstić F	
18 Malinarich L	t g c g x g f e 2
19 Petrović I	
21 Ćosić A	
36 Bjeliš K	b g g x

### Norway

3 Iversen K	g f c
5 Nielsen H	t p f t c a a a a p ta f a f
6 Havsgard E	t i i a f t fg g f t
7 Hagenes O	t t t g g
11 Holter J	t i e c t 2c
12 Reiersen S	r r r r r r r r s r ar
13 Lid L	t p f g g a f t t p g f p a g g g c itp g g g t f f f
16 Syvertsen O	r r s s r s r s r r r r s r r r r r r s r r r r s r
21 Solost E	g f f g t g g
24 Oftedal A	x
25 Solheim M	p i t g p p f t t t
26 Tysnes E	
35 Olseth M	f t g g f 2 g f g f
42 Wallevik K	e g g
95 Haugstvedt D	b t ba

In game	<b>g</b> Goal scored	<b>f</b> Missed shot	<b>a</b> Assist	<b>t</b> Technical faults	<b>b</b> Steal
<b>2</b> 2min suspension	<b>e</b> Earned 7m	<b>c</b> Committed 7m	<b>y</b> Yellow card	<b>r</b> Red Card	<b>k</b> Blue card
<b>i</b> Earned 2min.	<b>x</b> Block	<b>4</b> 4min suspension	<b>p</b> Pass for clear chance	<b>s</b> Saved shot	<b>r</b> Received goal