



10th Men's Youth (U19) World Championship

Croatia

Final Round, Quarterfinals



Match Team Statistics

Match No. 82

Spain 32 - 28 Germany

(16 - 12) (16 - 16)

10.8.2023. 15:30

Attendance: 200

Arena Varaždin

Referees: Alexei Covalciuc (MDA) / Igor Covalciuc (MDA)

Spain

#	Surname and name	S	Goals / shots									Attack					Def.			Penalties			TP			
			Tot.	%	9m	6m	Wing	7m	FB	Brk.	LD	As.	PC	E7	E2	TF	St.	C7	Blk	YC	2m	R		B		
2	OCANA MATAS Carlos		1/2	50	0/1							1/1														9:34
3	CASTILLO OLIVERAS Ferran		7/13	54	1/3	0/1	1/2				5/7			4		2	2	3		1					1	51:06
4	AJA GÁRATE Jokin		0/1	0		0/1														1						10:14
6	CIKUSA I JELICIC Djordje	S	7/8	88	1/1					2/2	4/4	0/1	2	3		1	5	1								45:26
7	ROMERO HOLGUIN Víctor	S	2/3	67		0/1						2/2								1				1		49:54
8	HERRERO POLVOROSA Pablo													1			1									2:48
10	BARRUFET TORREBEJANO Ian	S	2/3	67		0/1		1/1	1/1															1		33:17
11	PISONERO CARTUJO Alejandro		4/5	80	0/1						4/4		5	1	2	1	1									26:47
12	PEREZ MENDEZ Alvaro	S																								54:13
13	GUIJARRO MORENO Pablo		1/1	100			1/1									1		1								29:26
14	FERNÁNDEZ-MARTOS HERRERO José María																									
15	CIKUSA I JELICIC Petar	S	2/4	50	0/2				1/1	1/1			2						1							19:01
16	AMORES HERNANDEZ Pol																									1:09
17	ARZOZ AZOFRA Iosu	S	0/2	0							0/2															25:31
18	GONZÁLEZ MOLCITI Xavier	S	5/9	56		4/6	1/3						1				2	1								36:29
19	DELGADO MOLINA Alberto		1/2	50		1/1	0/1											1						1		25:05
	Team / bench																1							1		
	UKUPNO		32/53	60	2/8	0/4	7/10	2/5	4/4	15/17	2/5	11	8	5	5	13	6	5	0	1	4	0	0			

#	Surname and name	Saves / shots								
		Tot.	%	9m	6m	Wing	7m	FB	Brk.	LD
12	PEREZ MENDEZ Alvaro	13/40	33	7/15	2/5	1/7	1/4		2/9	
16	AMORES HERNANDEZ Pol	0/1	0				0/1			
	TOTAL	13/41	32	7/15	2/5	1/7	1/5	0/0	2/9	0/0

Coach: Javier Fernández López

Number of attacks: 60, Efficiency: 53%, Average Duration: 30.43 seconds

Attack by type of defense

	Shots	9m	6m	Wing	TF	E7	E2
On def. 6-0	20/32	2/7	0/3	7/10	11	4	5
On def. 5-1	3/6	0/1	0/1	0/0	1	1	0
On def. press.	1/1	0/0	0/0	0/0	1	0	0
Fastbreak	4/4				0	0	0

Defense by type

	Total	9m	6m	Wing	Stl.	C7	2m
Def. 6-0	1/2	1/2	0/0	0/0	0	0	0
Def. 5-1	20/33	4/11	3/3	6/7	5	5	0
Def. 3-2-1	3/8	3/5	0/2	0/0	1	0	0
Fastbreak	0/0				0	0	4

Attack with superiority / minority / goalkeeper out

	Attack				Reaction		
	Att.	Eff.	Shots	TF	FB	LD	Tot.
7 on 6 (GK out)	5	60%	3/3	2	0/0	0/0	0/0
7 on 5 (GK out)	1	0%	0/0	1	0/0	0/0	0/0
6 on 6 (GK out)	4	75%	3/4	0	0/0	0/0	0/0
6 on 6	40	53%	21/31	9			
6 on 5	9	44%	4/8	1			
5 on 5	1	100%	1/1	0			

Player superiority / GK out counted at the end of attack (in case it changes during attack)

Defense with superiority / minority / goalkeeper out

	Attack				Reaction		
	Att.	Eff.	Shots	TF	FB	LD	Tot.
7 on 6 (GK out)	5	60%	3/4	1	1/1	0/0	1/1
6 on 6 (GK out)	5	40%	2/4	1	0/0	1/3	1/3
6 on 6	43	44%	19/31	12			
5 on 6	1	0%	0/1	0			
6 on 5 (GK out)	1	100%	1/1	0	0/0	0/0	0/0
6 on 5	4	75%	3/3	1			
5 on 5	1	0%	0/0	1			

Numbers show attacking numbers of opponent. Lower efficiency of opponent means better defense of this team

Jersey number Tot. Total shooting 6m 6m (line) shooting 9m 9m shooting Wng Wing shooting FB Fastbreak sh. 7m 7m penalty sh.
 Brk. Breakthrough sh. LD Long distance sh. As. Assists PC Pass clear chance E7 Earned 7m pen. TF Technical faults St. Steals
 2m 2m punishments C7. Committed 7m E2 Earned 2m pun. YC. Yellow cards R/B Red/Blue cards Blk. Blocks S Starting Line-up



10th Men's Youth (U19) World Championship

Croatia

Final Round, Quarterfinals



Match Team Statistics

Match No. 82

Spain 32 - 28 Germany

(16 - 12) (16 - 16)

10.8.2023. 15:30

Attendance: 200

Arena Varaždin

Referees: Alexei Covalciuc (MDA) / Igor Covalciuc (MDA)

Shot distribution by player

2 C. Ocana Matas

1/1		
		0/1

3 F. Castillo Oliveras

1/2		
2/2		3/4
0/3		1/1

1 post

4 J. Aja Gárate

0/1		

6 D. Cikusa I Jelcic

2/2	1/1	
2/2		
2/2		

1 block

7 V. Romero Holguin

	1/1	
	1/1	
0/1		

8 P. Herrero Polvorosa

10 I. Barrufet Torrebejano

1/1		
	1/1	

1 post

11 A. Pisonero Cartujo

		2/2
	1/1	1/1

1 block

13 P. Guijarro Moreno

		1/1

14 J. Fernández-Martos Herrero

15 P. Cikusa I Jelcic

	0/1	1/1
	1/1	

1 miss.

17 I. Arzoz Azofra

2 miss.

18 X. González Unciti

2/2		1/1
0/1		
1/1		1/1

1 post 2 miss.

19 A. Delgado Molina

		1/1

1 miss.

TOTAL

7/8	2/2	4/4
4/6	3/4	5/7
3/7	1/1	3/3

3 post 6 miss. 2 block

Saves distribution goalkeepers

12 A. Perez Mendez

4/7		1/2
2/6	2/2	1/5
2/6	0/1	1/9

16 P. Amores Hernandez

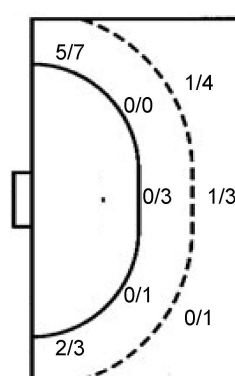
0/1		

TOTAL

4/7		1/2
2/7	2/2	1/5
2/6	0/1	1/9

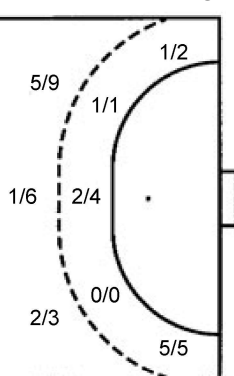
Shots by position

ATTACK



7m penalties 2/5
Fastbreak 4/4
Breakthrough 15/17
Long dist. 2/5

DEFENSE



7m penalties 4/5
Fastbreak 0/0
Breakthrough 7/13
Long dist. 0/0

Shooting statistics

Position	Goals	Sav.	Miss.	Post	Blk.	Total	%
Back (9m)	2	4	1	0	1	8	25
Line (6m)	0	3	0	1	0	4	0
Wing	7	1	2	0	0	10	70
7m penalties	2	1	1	1	0	5	40
Fastbreak	4	0	0	0	0	4	100
Breakthrough	15	1	0	1	0	17	88
Total	30	10	4	3	1	48	63

Jersey number Tot. Total shooting 6m 6m (line) shooting 9m 9m shooting Wng Wing shooting FB Fastbreak sh. 7m 7m penalty sh.
Brk. Breakthrough sh. LD Long distance sh. As. Assists PC Pass clear chance E7 Earned 7m pen. TF Technical faults St. Steals
2m 2m punishments C7. Committed 7m E2 Earned 2m pun. YC. Yellow cards R/B Red/Blue cards Blk. Blocks S Starting Line-up

Handball statistics and livescore by Toma-soft ltd (www.toma-soft.hr)



10th Men's Youth (U19) World Championship

Croatia

Final Round, Quarterfinals



Match Team Statistics

Match No. 82

Spain 32 - 28 Germany

(16 - 12) (16 - 16)

10.8.2023. 15:30

Attendance: 200

Arena Varaždin

Referees: Alexei Covalciuc (MDA) / Igor Covalciuc (MDA)

Germany

#	Surname and name	S	Goals / shots								Attack					Def.			Penalties			TP				
			Tot.	%	9m	6m	Wing	7m	FB	Brk.	LD	As.	PC	E7	E2	TF	St.	C7	Blk	YC	2m		R	B		
1	BUCHELE Marc Julian	S																								19:35
2	GÖMMELE Tim		3/3	100			3/3							1												13:00
3	ANSELM Torsten		4/4	100										3	2			2	1					1		24:50
4	FUNKE Kay																									
5	GÜNTHER Max	S	3/3	100			2/2											1								47:02
6	HAAKE Fritz	S	3/10	30	2/6									1	2			4	1							45:46
7	BATTERMANN Ben Connor	S	6/11	55	6/10													3					1			37:57
8	GÖTTLER Felix																									
9	SIEMER Marvin	S	7/9	78		2/2	1/2	4/5						1				1	1							59:57
10	SCHLEY Nicholas																	1								14:14
12	HÖLER Frederik																									37:37
13	PREUßNER Anton	S	1/3	33														1	1	1						16:17
14	BERTL Vinzent		0/2	0	0/2														3							5:27
15	LEIS Krischa																	1	1				1			4:16
18	SCHMIDT Jan	S	0/1	0		0/1												1	2	1	1		1	2		47:51
20	HERTZFELD Tim		1/2	50		1/2								1						1	1					46:11
	Team / bench																							1		
	UKUPNO		28/48	58	8/18	3/5	6/7	4/5	0/0	7/13	0/0	7	4	5	4	16	3	5	2	1	5	0	0			

#	Surname and name	Saves / shots								
		Tot.	%	9m	6m	Wing	7m	FB	Brk.	LD
1	BUCHELE Marc Julian	2/13	15	1/2	1/1	0/3	0/2	0/5		
12	HÖLER Frederik	8/27	30	3/4	2/2	1/5	1/3	0/2	1/11	
	TOTAL	10/40	25	4/6	3/3	1/8	1/3	0/4	1/16	0/0

Coach: Emir Kurtagic

Number of attacks: 60, Efficiency: 47%, Average Duration: 29.52 seconds

Attack by type of defense

	Shots	9m	6m	Wing	TF	E7	E2
On def. 6-0	1/2	1/2	0/0	0/0	0	0	0
On def. 5-1	20/33	4/11	3/3	6/7	15	5	4
On def. 3-2-1	3/8	3/5	0/2	0/0	1	0	0
Fastbreak	0/0				0	0	0

Defense by type

	Total	9m	6m	Wing	Stl.	C7	2m
Def. 6-0	20/32	2/7	0/3	7/10	3	4	0
Def. 5-1	3/6	0/1	0/1	0/0	0	1	0
Def. press.	1/1	0/0	0/0	0/0	0	0	0
Fastbreak	4/4				0	0	5

Attack with superiority / minority / goalkeeper out

	Attack				Reaction		
	Att.	Eff.	Shots	TF	FB	LD	Tot.
7 on 6 (GK out)	5	60%	3/4	1	1/1	0/0	1/1
6 on 6 (GK out)	5	40%	2/4	1	0/0	1/3	1/3
6 on 6	43	44%	19/31	12			
5 on 6	1	0%	0/1	0			
6 on 5 (GK out)	1	100%	1/1	0	0/0	0/0	0/0
6 on 5	4	75%	3/3	1			
5 on 5	1	0%	0/0	1			

Player superiority / GK out counted at the end of attack (in case it changes during attack)

Defense with superiority / minority / goalkeeper out

	Attack				Reaction		
	Att.	Eff.	Shots	TF	FB	LD	Tot.
7 on 6 (GK out)	5	60%	3/3	2	0/0	0/0	0/0
7 on 5 (GK out)	1	0%	0/0	1	0/0	0/0	0/0
6 on 6 (GK out)	4	75%	3/4	0	0/0	0/0	0/0
6 on 6	40	53%	21/31	9			
6 on 5	9	44%	4/8	1			
5 on 5	1	100%	1/1	0			

Numbers show attacking numbers of opponent. Lower efficiency of opponent means better defense of this team

Jersey number Tot. Total shooting 6m 6m (line) shooting 9m 9m shooting Wng Wing shooting FB Fastbreak sh. 7m 7m penalty sh.
 Brk. Breakthrough sh. LD Long distance sh. As. Assists PC Pass clear chance E7 Earned 7m pen. TF Technical faults St. Steals
 2m 2m punishments C7. Committed 7m E2 Earned 2m pun. YC. Yellow cards R/B Red/Blue cards Blk. Blocks S Starting Line-up



10th Men's Youth (U19) World Championship

Croatia

Final Round, Quarterfinals



Match Team Statistics

Match No. 82

Spain 32 - 28 Germany

(16 - 12) (16 - 16)

10.8.2023. 15:30

Attendance: 200

Arena Varaždin

Referees: Alexei Covalciuc (MDA) / Igor Covalciuc (MDA)

Shot distribution by player

2 T. Gömmel

		3/3

3 T. Anselm

		1/1
		1/1
1/1		1/1

4 K. Funke

5 M. Günther

		1/1
1/1		

1/1 lob

6 F. Haake

1/1	0/1	2/3
0/1		

2 post 2 miss.

7 B. Battermann

2/3		
1/2	0/1	
1/1		2/3

1 post

8 F. Göttler

9 M. Siemer

0/1		
3/3		
0/1	1/1	2/2

1/1 lob

10 N. Schley

13 A. Preußner

1/1		

2 miss.

14 V. Bertl

		0/1
0/1		

15 K. Leis

18 J. Schmidt

0/1		

20 T. Hertzfeld

1/2		

TOTAL

3/7		1/2
5/7	0/2	4/5
4/6	1/1	8/9

3 post 4 miss. 2/2 lob

Saves distribution goalkeepers

1 M. Buchele

0/1	0/1	0/2
0/2	1/2	0/2
1/2	0/1	

12 F. Höler

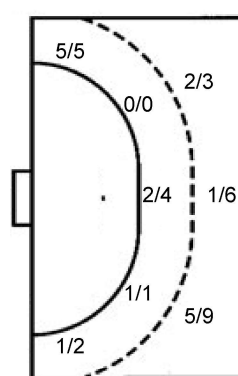
1/7		0/2
2/4	0/1	2/5
3/5		0/3

TOTAL

1/8	0/1	0/4
2/6	1/3	2/7
4/7	0/1	0/3

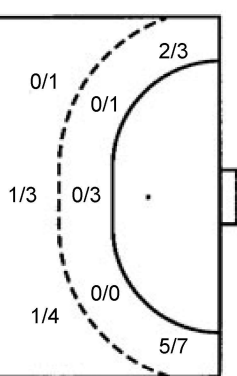
Shots by position

ATTACK



7m penalties 4/5
Fastbreak 0/0
Breakthrough 7/13
Long dist. 0/0

DEFENSE



7m penalties 2/5
Fastbreak 4/4
Breakthrough 15/17
Long dist. 2/5

Shooting statistics

Position	Goals	Sav.	Miss.	Post	Blk.	Total	%
Back (9m)	8	7	1	2	0	18	44
Line (6m)	3	2	0	0	0	5	60
Wing	6	1	0	0	0	7	86
7m penalties	4	1	0	0	0	5	80
Fastbreak	0	0	0	0	0	0	0
Breakthrough	7	2	3	1	0	13	54
Total	28	13	4	3	0	48	58

Jersey number Tot. Total shooting 6m 6m (line) shooting 9m 9m shooting Wng Wing shooting FB Fastbreak sh. 7m 7m penalty sh.
Brk. Breakthrough sh. LD Long distance sh. As. Assists PC Pass clear chance E7 Earned 7m pen. TF Technical faults St. Steals
2m 2m punishments C7. Committed 7m E2 Earned 2m pun. YC. Yellow cards R/B Red/Blue cards Blk. Blocks S Starting Line-up

Handball statistics and livescore by Toma-soft ltd (www.toma-soft.hr)



10th Men's Youth (U19) World Championship

Croatia

Final Round, Quarterfinals



Match Team Statistics

Match No. 82

Spain 32 - 28 Germany

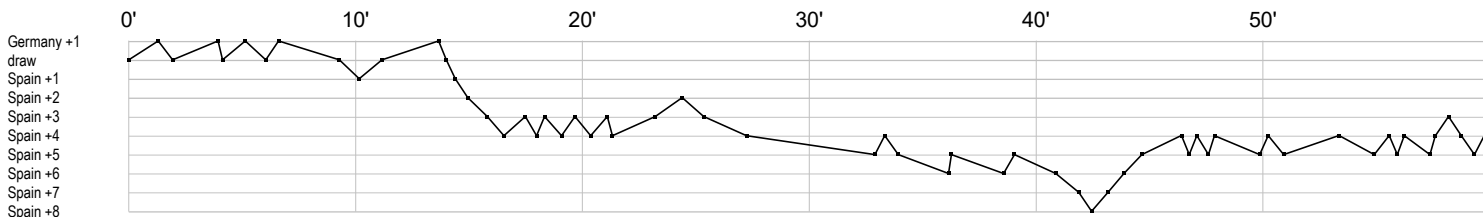
(16 - 12) (16 - 16)

10.8.2023. 15:30


Attendance: 200

Arena Varaždin


Referees: Alexei Covalciuc (MDA) / Igor Covalciuc (MDA)



Spain



Germany



In game	g Goal scored	f Missed shot	a Assist	t Technical faults	b Steal
2 2min suspension	e Earned 7m	c Committed 7m	y Yellow card	r Red Card	k Blue card
i Earned 2min.	x Block	4 4min suspension	p Pass for clear chance	s Saved shot	r Received goal