



10th Men's Youth (U19) World Championship

Croatia

Final Round, Quarterfinals



Match Team Statistics

Match No. 81

Faroe Islands 34 - 38 Egypt

(13 - 13) (18 - 18) (OT1: 3 - 7)

10.8.2023. 13:00

Attendance: 130

Arena Varaždin

Referees: Kristof Altmar (HUN) / Marton Horvath (HUN)

Faroe Islands

#	Surname and name	S	Goals / shots								Attack					Def.			Penalties			TP									
			Tot.	%	9m	6m	Wing	7m	FB	Brk.	LD	As.	PC	E7	E2	TF	St.	C7	Blk	YC	2m		R	B							
2	JOHNSON Tróndur		1/1	100	1/1										2																2:39
4	NATTESTAD Sofus I Selvindi																														
9	SEYER Rói Hjaltason																														0:05
10	GAARD OLSEN Óla Jákup		0/1	0																											5:58
12	JOENSEN Leivur																														
20	EGHOLM Jákup	S	1/3	33													1	1													70:00
21	POULSEN Búi		4/4	100	2/2	2/2																									52:38
22	LACOK Aleksandar	S																													56:06
32	FRIDRIKSSON Tóki																														1:29
39	ZISKASON Rókur	S	3/8	38	0/3										1		1	1	4	1	1										67:16
44	GAARD Niklas	S	5/5	100																											65:18
45	HÁVARDSSON Trúgví		4/5	80											5	1															17:55
47	VEDELSBOL Isak	S	6/6	100		5/5											2	1	1											70:00	
76	HOJSTED Hogni	S	0/2	0		0/1									1																26:45
78	MITTUN Oli	S	10/15	67	2/6										6	4															53:51
	Team / bench																														
	UKUPNO		34/50	68	5/12	7/8	6/9	3/4	0/0	12/16	1/1				15	5	4	7	15	1	5	1	1	4	0	0					

Goalkeepers		Saves / shots								
#	Surname and name	Tot.	%	9m	6m	Wing	7m	FB	Brk.	LD
12	JOENSEN Leivur									
22	LACOK Aleksandar	13/48	27	6/12	1/6	1/3	0/4	0/3	5/20	
	TOTAL	13/48	27	6/12	1/6	1/3	0/4	0/3	5/20	0/0

Coach: Hjalti Mohr Jacobsen

Number of attacks: 63, Efficiency: 54%, Average Duration: 33.28 seconds

Attack by type of defense

	Shots	9m	6m	Wing	TF	E7	E2
On def. 6-0	9/13	1/3	2/2	1/1	4	1	3
On def. 5-1	20/28	4/7	4/5	5/8	9	3	4
On def. press.	1/4	0/2	1/1	0/0	2	0	0
Fastbreak	0/0				0	0	0

Defense by type

	Total	9m	6m	Wing	Stl.	C7	2m
Def. 6-0	22/42	6/16	2/3	1/2	1	5	0
Def. 5-1	4/4	0/0	2/2	1/1	0	0	0
Def. 4-2	1/1	0/0	0/0	0/0	0	0	0
Def. press.	1/2	0/0	1/1	0/1	0	0	0
Fastbreak	3/3				0	0	4

Attack with superiority / minority / goalkeeper out

	Attack				Reaction		
	Att.	Eff.	Shots	TF	FB	LD	Tot.
7 on 6 (GK out)	24	63%	15/18	6	0/0	2/3	2/3
7 on 5 (GK out)	2	50%	1/1	1	0/0	0/1	0/1
6 on 6 (GK out)	4	50%	2/3	1	1/1	0/0	1/1
6 on 5 (GK out)	1	0%	0/0	1	0/0	0/0	0/0
6 on 6	23	48%	11/20	3			
6 on 5	6	67%	4/5	1			
6 on 4	2	50%	1/1	1			
5 on 6	1	0%	0/0	1			

Player superiority / GK out counted at the end of attack (in case it changes during attack)

Defense with superiority / minority / goalkeeper out

	Attack				Reaction		
	Att.	Eff.	Shots	TF	FB	LD	Tot.
6 on 6 (GK out)	5	20%	1/4	1	0/0	0/0	0/0
5 on 6 (GK out)	1	0%	0/1	0	0/0	0/0	0/0
6 on 6	48	63%	30/41	7			
5 on 6	2	50%	1/2	0			
6 on 5	8	75%	6/8	0			

Numbers show attacking numbers of opponent. Lower efficiency of opponent means better defense of this team

Jersey number Tot. Total shooting 6m 6m (line) shooting 9m 9m shooting Wng Wing shooting FB Fastbreak sh. 7m 7m penalty sh.
 Brk. Breakthrough sh. LD Long distance sh. As. Assists PC Pass clear chance E7 Earned 7m pen. TF Technical faults St. Steals
 2m 2m punishments C7. Committed 7m E2 Earned 2m pun. YC. Yellow cards R/B Red/Blue cards Blk. Blocks S Starting Line-up

Handball statistics and livescore by Toma-soft ltd (www.toma-soft.hr)



10th Men's Youth (U19) World Championship

Croatia

Final Round, Quarterfinals



Match Team Statistics

Match No. 81

Faroe Islands 34 - 38 Egypt

(13 - 13) (18 - 18) (OT1: 3 - 7)

10.8.2023. 13:00

Attendance: 130

Arena Varaždin

Referees: Kristof Altmar (HUN) / Marton Horvath (HUN)

Shot distribution by player

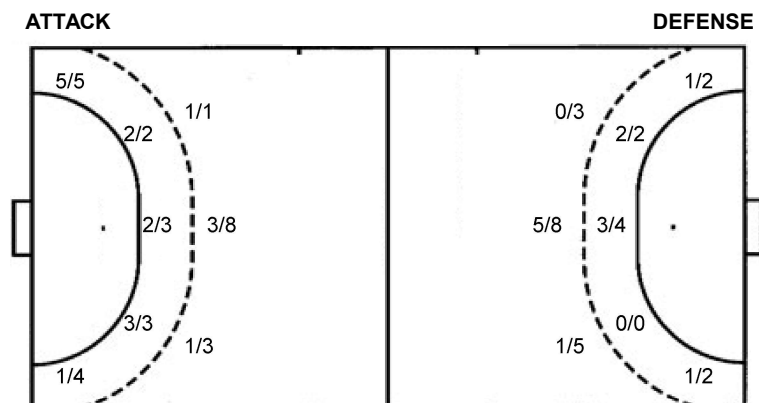
2 T. Johnsson	4 S. Nattestad	9 R. Seyer	10 Ó. Gaard Olsen	20 J. Egholm	21 B. Poulsen	32 T. Fridriksson
					2/2	
				1/2	0/1	
			0/1			
					1/1	
					1/1	

39 R. Ziskason	44 N. Gaard	45 T. Hávardsson	47 I. Vedelsbol	76 H. Hojsted	78 O. Mittun	TOTAL
0/1	2/2		2/2		2/2	6/6
0/1			1/1	0/1	0/1	1/3
1/1	1/1	2/2	1/1		1/1	5/5
					2/2	1/4
1 post 1 miss. 1 block		1 miss.		1 miss.	1 post 1 miss. 1 block	4/5
						9/10
						1/1
						6/6
						2 post 4 miss. 2 block

Saves distribution goalkeepers

12 L. Joensen	22 A. Lacok	TOTAL
	1/4	2/2
	3/5	1/1
	2/13	0/5
		2/8
		2/13
		0/5
		2/8

Shots by position



7m penalties 3/4
Fastbreak 0/0
Breakthrough 12/16
Long dist. 1/1

7m penalties 4/5
Fastbreak 3/3
Breakthrough 15/23
Long dist. 3/5

Shooting statistics

Position	Goals	Sav.	Miss.	Post	Blk.	Total	%
Back (9m)	5	2	2	1	2	12	42
Line (6m)	7	1	0	0	0	8	88
Wing	6	2	0	1	0	9	67
7m penalties	3	1	0	0	0	4	75
Fastbreak	0	0	0	0	0	0	0
Breakthrough	12	2	2	0	0	16	75
Total	33	8	4	2	2	49	67

Jersey number Tot. Total shooting 6m 6m (line) shooting 9m 9m shooting Wng Wing shooting FB Fastbreak sh. 7m 7m penalty sh.
Brk. Breakthrough sh. LD Long distance sh. As. Assists PC Pass clear chance E7 Earned 7m pen. TF Technical faults St. Steals
2m 2m punishments C7. Committed 7m E2 Earned 2m pun. YC. Yellow cards R/B Red/Blue cards Blk. Blocks S Starting Line-up

Handball statistics and livescore by Toma-soft ltd (www.toma-soft.hr)



10th Men's Youth (U19) World Championship

Croatia

Final Round, Quarterfinals



Match Team Statistics

Match No. 81

Faroe Islands 34 - 38 Egypt

(13 - 13) (18 - 18) (OT1: 3 - 7)

10.8.2023. 13:00

Attendance: 130

Arena Varaždin

Referees: Kristof Altmar (HUN) / Marton Horvath (HUN)

Egypt

#	Surname and name	S	Goals / shots							Attack					Def.			Penalties			TP				
			Tot.	%	9m	6m	Wing	7m	FB	Brk.	LD	As.	PC	E7	E2	TF	St.	C7	Blk	YC		2m	R	B	
3	ELSAYED Mohamed		5/9	56	0/1					5/7	0/1														37:56
5	KHALLAF Mohamed		2/3	67			1/2	1/1																	35:53
7	SHEHATA Omar																								
8	HASHAD Ziad		11/13	85		1/1		1/1		7/9	2/2	2	2	2	2	1	1						1		51:11
10	ABDELRAHIM Ziad	S	5/14	36	4/9					1/4	0/1	2			1	2									43:55
14	RAGAB Feras	S	2/3	67						2/3						2		1	1				1		28:50
16	AHMED Youssef		1/1	100							1/1														23:02
20	MASOUD Belal	S	6/7	86		1/2	2/2	3/3				1													66:40
22	MAHMOUD Mohamed		0/1	0	0/1							1			1										20:58
30	SALAMA Youssef	S										2													42:04
44	AZAB Moaz		1/1	100		1/1							1	1	1										21:48
55	ELKHOUGA Ahmed														1							1			2:29
64	ABDELHADY Omar																								
71	SALEM Yassin	S	0/1	0				0/1														1		1	34:26
96	ISMAIL Ahmed	S	3/4	75		3/4									2		1	1					2		54:05
99	ELBATTAWI Mohamed	S	2/5	40	2/5							1	1				1						1		26:43
Team / bench																							1		
UKUPNO			38/62	61	6/16	5/6	2/4	4/5	3/3	15/23	3/5	10	6	5	4	8	7	4	2	1	7	0	0		

Goalkeepers		Saves / shots								
#	Surname and name	Tot.	%	9m	6m	Wing	7m	FB	Brk.	LD
16	AHMED Youssef	4/15	27		0/2	2/4	1/2		1/7	
30	SALAMA Youssef	4/26	15	2/7	1/6	0/4	0/2		1/7	
TOTAL		8/41	20	2/7	1/8	2/8	1/4	0/0	2/14	0/0

Coach: Mohamed Elalfy

Number of attacks: 64, Efficiency: 59%, Average Duration: 32.27 seconds

Attack by type of defense

	Shots	9m	6m	Wing	TF	E7	E2
On def. 6-0	22/42	6/16	2/3	1/2	5	5	4
On def. 5-1	4/4	0/0	2/2	1/1	3	0	0
On def. 4-2	1/1	0/0	0/0	0/0	0	0	0
On def. press.	1/2	0/0	1/1	0/1	0	0	0
Fastbreak	3/3				0	0	0

Defense by type

	Total	9m	6m	Wing	Stl.	C7	2m
Def. 6-0	9/13	1/3	2/2	1/1	1	1	0
Def. 5-1	20/28	4/7	4/5	5/8	4	3	0
Def. press.	1/4	0/2	1/1	0/0	2	0	0
Fastbreak	0/0				0	0	7

Attack with superiority / minority / goalkeeper out

	Attack				Reaction		
	Att.	Eff.	Shots	TF	FB	LD	Tot.
6 on 6 (GK out)	5	20%	1/4	1	0/0	0/0	0/0
5 on 6 (GK out)	1	0%	0/1	0	0/0	0/0	0/0
6 on 6	48	63%	30/41	7			
5 on 6	2	50%	1/2	0			
6 on 5	8	75%	6/8	0			

Player superiority / GK out counted at the end of attack (in case it changes during attack)

Defense with superiority / minority / goalkeeper out

	Attack				Reaction		
	Att.	Eff.	Shots	TF	FB	LD	Tot.
7 on 6 (GK out)	24	63%	15/18	6	0/0	2/3	2/3
7 on 5 (GK out)	2	50%	1/1	1	0/0	0/1	0/1
6 on 6 (GK out)	4	50%	2/3	1	1/1	0/0	1/1
6 on 5 (GK out)	1	0%	0/0	1	0/0	0/0	0/0
6 on 6	23	48%	11/20	3			
6 on 5	6	67%	4/5	1			
6 on 4	2	50%	1/1	1			
5 on 6	1	0%	0/0	1			

Numbers show attacking numbers of opponent. Lower efficiency of opponent means better defense of this team

Jersey number Tot. Total shooting 6m 6m (line) shooting 9m 9m shooting Wng Wing shooting FB Fastbreak sh. 7m 7m penalty sh.
 Brk. Breakthrough sh. LD Long distance sh. As. Assists PC Pass clear chance E7 Earned 7m pen. TF Technical faults St. Steals
 2m 2m punishments C7. Committed 7m E2 Earned 2m pun. YC. Yellow cards R/B Red/Blue cards Blk. Blocks S Starting Line-up



10th Men's Youth (U19) World Championship

Croatia

Final Round, Quarterfinals



Match Team Statistics

Match No. 81

Faroe Islands 34 - 38 Egypt

(13 - 13) (18 - 18) (OT1: 3 - 7)

10.8.2023. 13:00

Attendance: 130

Arena Varaždin

Referees: Kristof Altmar (HUN) / Marton Horvath (HUN)

Shot distribution by player

3 M. Elsayed

	0/1	1/1
0/1		3/3
1/2		

1 miss.

5 M. Khalaf

2/2		
0/1		

7 O. Shehata

8 Z. Hashad

1/1	2/2	1/1
4/4	1/1	2/2

1 post 1 miss.

10 Z. Abdelrahim

1/1	0/1	
1/2		1/2
	1/1	1/3

2 post 1 miss. 1 block

14 F. Ragab

	1/1	1/1

1 post

20 B. Masoud

		1/1
5/5		

1 miss.

22 M. Mahmoud

		0/1

44 M. Azab

	1/1	

55 A. Elkhouga

64 O. Abdelhady

71 Y. Salem

1 miss.

96 A. Ismail

0/1		
	1/1	2/2

99 M. Elbattawi

		1/1
	0/1	
1/2		

1 miss.

TOTAL

3/4	0/2	2/2
2/5	2/3	6/8
11/13	5/5	6/8

4 post 6 miss. 1 block

Saves distribution goalkeepers

16 Y. Ahmed

	1/2	0/1
2/2		1/4
0/5		0/1

30 Y. Salama

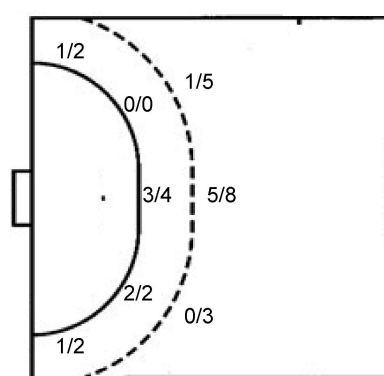
0/6	1/1	0/4
1/2	1/1	0/1
1/5	0/1	0/5

TOTAL

0/6	2/3	0/5
3/4	1/1	1/5
1/10	0/1	0/6

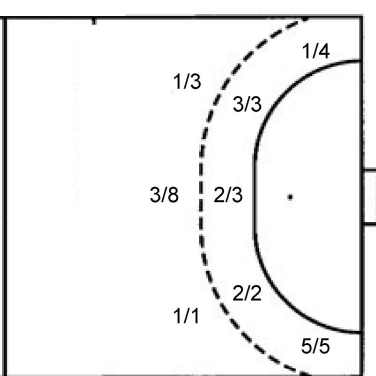
Shots by position

ATTACK



7m penalties 4/5
Fastbreak 3/3
Breakthrough 15/23
Long dist. 3/5

DEFENSE



7m penalties 3/4
Fastbreak 0/0
Breakthrough 12/16
Long dist. 1/1

Shooting statistics

Position	Goals	Sav.	Miss.	Post	Blk.	Total	%
Back (9m)	6	6	2	1	1	16	38
Line (6m)	5	1	0	0	0	6	83
Wing	2	1	1	0	0	4	50
7m penalties	4	0	1	0	0	5	80
Fastbreak	3	0	0	0	0	3	100
Breakthrough	15	5	1	2	0	23	65
Total	35	13	5	3	1	57	61

Jersey number Tot. Total shooting 6m 6m (line) shooting 9m 9m shooting Wng Wing shooting FB Fastbreak sh. 7m 7m penalty sh.
Brk. Breakthrough sh. LD Long distance sh. As. Assists PC Pass clear chance E7 Earned 7m pen. TF Technical faults St. Steals
2m 2m punishments C7. Committed 7m E2 Earned 2m pun. YC. Yellow cards R/B Red/Blue cards Blk. Blocks S Starting Line-up

Handball statistics and livescore by Toma-soft ltd (www.toma-soft.hr)

