



# 10th Men's Youth (U19) World Championship

Croatia

President's Cup IV, 2. round



## Match Team Statistics

Match No. 80

### USA 33 - 26 Burundi

(15 - 14) (18 - 12)

8.8.2023. 13:00

Attendance: 100

Marino Cvetković Hall

Referees: Eunha Lee (KOR) / Gaeul Lee (KOR)

## USA

#	Surname and name	S	Goals / shots								Attack					Def.			Penalties			TP											
			Tot.	%	9m	6m	Wing	7m	FB	Brk.	LD	As.	PC	E7	E2	TF	St.	C7	Blk	YC	2m		R	B									
1	CERCOLA Mattia																								10:00								
2	BULOW Aiden																								2:25								
3	KUHLMEYER Kaeden		2/4	50		0/1				2/3							2	4							33:45								
4	ALCOVER PALOMINO Alfonso																																
6	ZINKE Fabian																																
8	GORDON Evan	S	0/1	0						0/1													1	1	39:09								
9	GALLITTU John	S	7/9	78	2/3					4/5						1							2	1	60:00								
10	DELGADO Luis Felipe																																
11	EDWARDS Benjamin	S	11/16	69	0/1	0/1				4/5					7/9							3	1	1	2	4	3			2		52:43	
12	MUNGUIA Aaron																																
13	HODGSON Ian		0/1	0						0/1																							20:51
14	GRABNER Nepomuk	S	3/8	38	1/4	1/2									1/2							6			1	1						43:10	
16	WIDE Grayson	S																					1			2						50:00	
18	WOLF-BLOOM Aaron																																3:24
19	MCCAULEY Maksim	S	5/6	83		2/2					0/1	3/3				1	3	1	4	1											60:00		
86	FERNANDEZ Jordan	S	5/8	63	2/4	1/1				2/3						2	3	3	3	2									1			44:33	
	Team / bench																																
	UKUPNO		33/53	62	5/12	4/7	4/7	6/8	3/5	11/14	0/0				11	6	8	6	21	7	1	0	0	0	3	0	0						

#	Surname and name	Saves / shots								
		Tot.	%	9m	6m	Wing	7m	FB	Brk.	LD
1	CERCOLA Mattia	0/7	0		0/2	0/2	0/1	0/1	0/1	
12	MUNGUIA Aaron									
16	WIDE Grayson	12/31	39	5/9	4/12	2/5		1/4	0/1	
	TOTAL	12/38	32	5/9	4/14	2/7	0/1	1/5	0/2	0/0

Coach: Martin Bilello

Number of attacks: 71, Efficiency: 46%, Average Duration: 27.40 seconds

## Attack by type of defense

	Shots	9m	6m	Wing	TF	E7	E2
On def. 6-0	5/14	0/2	2/5	0/1	9	5	1
On def. 5-1	11/16	3/6	2/2	1/3	6	2	3
On def. 4-2	2/2	0/0	0/0	1/1	2	0	1
On def. 3-2-1	6/8	2/4	0/0	2/2	4	1	1
Fastbreak	3/5				0	0	0

## Defense by type

	Total	9m	6m	Wing	Stl.	C7	2m
Def. 6-0	11/17	2/7	6/6	2/2	4	1	0
Def. 5-1	8/18	1/5	3/6	3/6	3	0	0
Def. 3-2-1	1/1	1/1	0/0	0/0	0	0	0
Fastbreak	4/5				0	0	3

## Attack with superiority / minority / goalkeeper out

	Attack				Reaction		
	Att.	Eff.	Shots	TF	FB	LD	Tot.
6 on 6	49	43%	21/32	17			
6 on 5	13	77%	10/13	0			
5 on 6	9	22%	2/5	4			

Player superiority / GK out counted at the end of attack (in case it changes during attack)

## Defense with superiority / minority / goalkeeper out

	Attack				Reaction		
	Att.	Eff.	Shots	TF	FB	LD	Tot.
6 on 6	53	38%	20/32	21			
5 on 6	11	18%	2/6	5			
6 on 5	7	57%	4/5	2			

Numbers show attacking numbers of opponent. Lower efficiency of opponent means better defense of this team

# Jersey number Tot. Total shooting 6m 6m (line) shooting 9m 9m shooting Wng Wing shooting FB Fastbreak sh. 7m 7m penalty sh.  
 Brk. Breakthrough sh. LD Long distance sh. As. Assists PC Pass clear chance E7 Earned 7m pen. TF Technical faults St. Steals  
 2m 2m punishments C7. Committed 7m E2 Earned 2m pun. YC. Yellow cards R/B Red/Blue cards Blk. Blocks S Starting Line-up



# 10th Men's Youth (U19) World Championship

Croatia

President's Cup IV, 2. round



Match Team Statistics

Match No. 80

## USA 33 - 26 Burundi

(15 - 14) (18 - 12)

8.8.2023. 13:00

Attendance: 100

Marino Cvetković Hall

Referees: Eunha Lee (KOR) / Gaeul Lee (KOR)

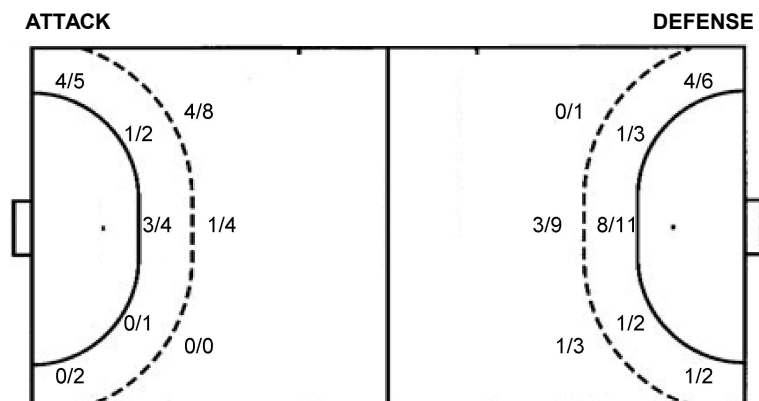
### Shot distribution by player

<b>2 A. Bulow</b> [Table with 3 columns and 3 rows]	<b>3 K. Kuhlmeier</b> [Table with 3 columns and 3 rows] 1/1 1/1 2 post	<b>4 A. Alcover Palomino</b> [Table with 3 columns and 3 rows]	<b>6 F. Zinke</b> [Table with 3 columns and 3 rows]	<b>8 E. Gordon</b> [Table with 3 columns and 3 rows] 0/1	<b>9 J. Gallittu</b> [Table with 3 columns and 3 rows] 2/2 1/1 1/1 2/2 1 miss.	<b>10 L. Delgado</b> [Table with 3 columns and 3 rows]
<b>11 B. Edwards</b> [Table with 3 columns and 3 rows] 1 miss.	<b>13 I. Hodgson</b> [Table with 3 columns and 3 rows]	<b>14 N. Grabner</b> [Table with 3 columns and 3 rows] 1/1 0/1 0/1 0/1 2/2 1 post 1 miss.	<b>18 A. Wolf-Bloom</b> [Table with 3 columns and 3 rows]	<b>19 M. Mccauley</b> [Table with 3 columns and 3 rows] 3/3 2/3	<b>86 J. Fernandez</b> [Table with 3 columns and 3 rows] 1/1 3/3 0/1 1/3	<b>TOTAL</b> [Table with 3 columns and 3 rows] 2/2 2/2 4/4 3/8 0/1 5/10 8/8 3/3 6/8 3 post 4 miss.

### Saves distribution goalkeepers

<b>1 M. Cercola</b> [Table with 3 columns and 3 rows] 0/1 0/3 0/2	<b>12 A. Munguia</b> [Table with 3 columns and 3 rows]	<b>16 G. Wide</b> [Table with 3 columns and 3 rows] 0/1 1/1 3/4 3/12 2/5 2/3 1/5	<b>TOTAL</b> [Table with 3 columns and 3 rows] 0/2 1/1 3/4 3/15 2/5 2/5 1/6
---	---	--	---

### Shots by position



7m penalties 6/8  
Fastbreak 3/5  
Breakthrough 11/14  
Long dist. 0/0

7m penalties 1/1  
Fastbreak 4/5  
Breakthrough 2/3  
Long dist. 0/0

### Shooting statistics

Position	Goals	Sav.	Miss.	Post	Blk.	Total	%
Back (9m)	5	4	3	0	0	12	42
Line (6m)	4	2	0	1	0	7	57
Wing	4	2	1	0	0	7	57
7m penalties	6	2	0	0	0	8	75
Fastbreak	3	1	0	1	0	5	60
Breakthrough	11	2	0	1	0	14	79
<b>Total</b>	<b>33</b>	<b>13</b>	<b>4</b>	<b>3</b>	<b>0</b>	<b>53</b>	<b>62</b>

# Jersey number Tot. Total shooting 6m 6m (line) shooting 9m 9m shooting Wng Wing shooting FB Fastbreak sh. 7m 7m penalty sh.  
Brk. Breakthrough sh. LD Long distance sh. As. Assists PC Pass clear chance E7 Earned 7m pen. TF Technical faults St. Steals  
2m 2m punishments C7. Committed 7m E2 Earned 2m pun. YC. Yellow cards R/B Red/Blue cards Blk. Blocks S Starting Line-up



# 10th Men's Youth (U19) World Championship

Croatia

President's Cup IV, 2. round



Match Team Statistics

Match No. 80

**USA 33 - 26 Burundi**

(15 - 14) (18 - 12)

8.8.2023. 13:00

Attendance: 100

Marino Cvetković Hall

Referees: Eunha Lee (KOR) / Gaeul Lee (KOR)

## Burundi

#	Surname and name	S	Goals / shots								Attack					Def.			Penalties			TP			
			Tot.	%	9m	6m	Wing	7m	FB	Brk.	LD	As.	PC	E7	E2	TF	St.	C7	Blk	YC	2m		R	B	
1	ERIC ODON Nimubona																							26:23	
2	ALEX BENJAMIN Ingabire	S													1										33:37
4	BERNARD Arakaza	S	6/9	67	4/7				1/1						7	1				7	3	1			50:41
5	HOLLY Ciza	S	3/5	60		2/3	1/2													3		1			60:00
6	BERALDIN Girineza		0/1	0		0/1																			6:32
8	ERIC Gahimbare																								
9	KEVIN Irumva	S	4/7	57		0/1	4/6										1			2	1	1			55:24
10	DANIEL Karakura	S	0/1	0		0/1									3	1				1					27:45
11	LEANDRE Mugisha	S	4/5	80		3/4				1/1									1	2	1	1			31:02
14	BENIN Ndayiragije	S	3/9	33	0/4	1/2				1/2	1/1			2	2				5	1			2		49:04
15	ELIE Cobatesa		1/3	33	0/1	1/1					0/1			1					3	3	2				31:35
20	JEAN BELLY Karikurubu		5/6	83	0/1	3/3				2/2				2	1				1	3	2	2			47:57
	Team / bench																								
	UKUPNO		26/46	57	4/13	10/16	5/8	1/1	4/5	2/3	0/0			16	5	1	2	28	11	8	0	0	5	1	0

#	Surname and name	Saves / shots								
		Tot.	%	9m	6m	Wing	7m	FB	Brk.	LD
1	ERIC ODON Nimubona	4/20	20	1/3	1/3	1/2	1/3	0/2	0/7	
2	ALEX BENJAMIN Ingabire	9/26	35	3/6	1/3	1/4	1/5	1/2	2/6	
	TOTAL	13/46	28	4/9	2/6	2/6	2/8	2/4	2/13	0/0

Coach: Nimubona Floribert

Number of attacks: 71, Efficiency: 37%, Average Duration: 23.97 seconds

## Attack by type of defense

	Shots	9m	6m	Wing	TF	E7	E2
On def. 6-0	11/17	2/7	6/6	2/2	11	1	0
On def. 5-1	8/18	1/5	3/6	3/6	17	0	2
On def. 3-2-1	1/1	1/1	0/0	0/0	0	0	0
Fastbreak	4/5				0	0	0

## Defense by type

	Total	9m	6m	Wing	Stl.	C7	2m
Def. 6-0	5/14	0/2	2/5	0/1	5	5	0
Def. 5-1	11/16	3/6	2/2	1/3	4	2	0
Def. 4-2	2/2	0/0	0/0	1/1	1	0	0
Def. 3-2-1	6/8	2/4	0/0	2/2	1	1	0
Fastbreak	3/5				0	0	5

## Attack with superiority / minority / goalkeeper out

	Attack				Reaction		
	Att.	Eff.	Shots	TF	FB	LD	Tot.
6 on 6	53	38%	20/32	21			
5 on 6	11	18%	2/6	5			
6 on 5	7	57%	4/5	2			

Player superiority / GK out counted at the end of attack (in case it changes during attack)

## Defense with superiority / minority / goalkeeper out

	Attack				Reaction		
	Att.	Eff.	Shots	TF	FB	LD	Tot.
6 on 6	49	43%	21/32	17			
6 on 5	13	77%	10/13	0			
5 on 6	9	22%	2/5	4			

Numbers show attacking numbers of opponent. Lower efficiency of opponent means better defense of this team

# Jersey number Tot. Total shooting 6m 6m (line) shooting 9m 9m shooting Wng Wing shooting FB Fastbreak sh. 7m 7m penalty sh.  
 Brk. Breakthrough sh. LD Long distance sh. As. Assists PC Pass clear chance E7 Earned 7m pen. TF Technical faults St. Steals  
 2m 2m punishments C7. Committed 7m E2 Earned 2m pun. YC. Yellow cards R/B Red/Blue cards Blk. Blocks S Starting Line-up



# 10th Men's Youth (U19) World Championship

Croatia

President's Cup IV, 2. round



## Match Team Statistics

Match No. 80

### USA 33 - 26 Burundi

(15 - 14) (18 - 12)

8.8.2023. 13:00

Attendance: 100

Marino Cvetković Hall

Referees: Eunha Lee (KOR) / Gaeul Lee (KOR)

## Shot distribution by player

### 4 A. Bernard

1/1		0/1
2/2		1/1
		2/2

1 post 1 miss.

### 5 C. Holly

0/1		
2/2		1/2

### 6 G. Beraldin

		0/1

### 8 G. Eric


### 9 I. Kevin

	0/1	
1/1		1/1
		2/2

2 miss.

### 10 K. Daniel


1 miss.

### 11 M. Leandre

1/1		0/1
3/3		

### 14 N. Benin

		1/1
2/4		0/1
0/1		

2 miss.

### 15 C. Elie

		1/2

1 post

### 20 K. Jean Belly

4/4		
1/2		

### TOTAL

2/2	0/1	1/4
12/15		3/5
3/5		5/6

2 post 6 miss.

## Saves distribution goalkeepers

### 1 N. Eric Odon

0/1	0/1	0/1
1/2		2/6
0/6		1/3

### 2 I. Alex Benjamin

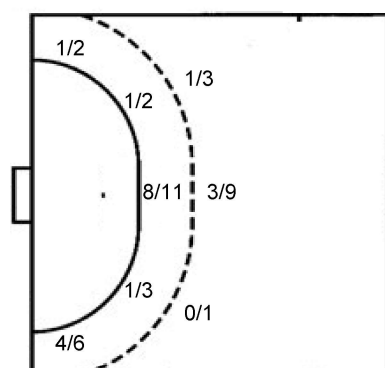
0/1	0/1	0/3
4/6	1/1	3/4
0/2	0/3	1/5

### TOTAL

0/2	0/2	0/4
5/8	1/1	5/10
0/8	0/3	2/8

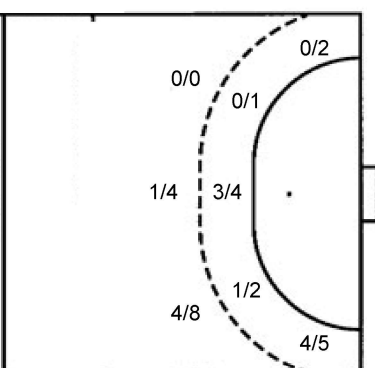
## Shots by position

### ATTACK



7m penalties 1/1  
Fastbreak 4/5  
Breakthrough 2/3  
Long dist. 0/0

### DEFENSE



7m penalties 6/8  
Fastbreak 3/5  
Breakthrough 11/14  
Long dist. 0/0

## Shooting statistics

Position	Goals	Sav.	Miss.	Post	Blk.	Total	%
Back (9m)	4	5	3	1	0	13	31
Line (6m)	10	4	2	0	0	16	63
Wing	5	2	1	0	0	8	63
7m penalties	1	0	0	0	0	1	100
Fastbreak	4	1	0	0	0	5	80
Breakthrough	2	0	0	1	0	3	67
<b>Total</b>	<b>26</b>	<b>12</b>	<b>6</b>	<b>2</b>	<b>0</b>	<b>46</b>	<b>57</b>

# Jersey number Tot. Total shooting 6m 6m (line) shooting 9m 9m shooting Wng Wing shooting FB Fastbreak sh. 7m 7m penalty sh.  
Brk. Breakthrough sh. LD Long distance sh. As. Assists PC Pass clear chance E7 Earned 7m pen. TF Technical faults St. Steals  
2m 2m punishments C7. Committed 7m E2 Earned 2m pun. YC. Yellow cards R/B Red/Blue cards Blk. Blocks S Starting Line-up

Handball statistics and livescore by Toma-soft ltd (www.toma-soft.hr)

