



10th Men's Youth (U19) World Championship

Croatia

President's Cup III, 2. round



Match Team Statistics

Match No. 78

Mexico 22 - 41 Georgia

(8 - 20) (14 - 21)

8.8.2023. 13:30

Attendance: 40

Center Zamet

Referees: Alaa Emam (EGY) / Hossam Hedaia (EGY)

Mexico

#	Surname and name	S	Goals / shots								Attack				Def.			Penalties			TP				
			Tot.	%	9m	6m	Wing	7m	FB	Brk.	LD	As.	PC	E7	E2	TF	St.	C7	Blk	YC		2m	R	B	
2	VALDEZ GUTIERREZ Manuel Omar		0/1	0		0/1											1								4:17
3	MORALES David Ernesto	S	0/2	0	0/1	0/1									1										16:40
5	SANDOVAL MORENO Efen Aaron		0/1	0	0/1												1								23:02
6	VILLA DUARTE Manuel Alejandro		2/4	50		1/3																			19:09
7	MOLINA TEJEDA Christian Alejandro																								21:30
8	FLORES WOOLFOLK José Alfonso	S	2/5	40	0/2		1/2								1	1	2								38:28
9	TOVAR ONTIVEROS Daylan Martin		0/2	0			0/2																		9:57
10	NAVARRO GONZALEZ Brian Osvaldo	S	1/2	50	1/2										1	2		1	3						23:07
11	SOTO LOPEZ Francisco Jaime		0/1	0			0/1								2										20:33
16	FAJARDO LAUREANO David Alejandro	S																							36:33
18	CHAVEZ MORENO Santiago	S	4/9	44	3/6				1/2	0/1								1	4						38:12
19	FERNANDEZ Bruno		1/2	50	0/1														1						30:36
20	GARCIA REYES Yahir De Jesus	S	3/5	60	0/1				2/2						2	1			5						34:49
22	SOTO GARCIA Jose Armando		1/1	100	1/1										1										23:06
28	ANGUIANO LOPEZ Juan Humberto	S	7/11	64	3/4	1/1	2/3								4				2	1					54:25
35	SANTANA GAMEZ Marcos Antonio		1/3	33	0/2		1/1												2	1					25:18
Team / bench																									
UKUPNO			22/49	45	8/21	2/6	4/9	2/2	1/2	5/9	0/0	8	10	2	3	21	5	5	0	0	4	0	0		

#	Surname and name	Saves / shots								
		Tot.	%	9m	6m	Wing	7m	FB	Brk.	LD
7	MOLINA TEJEDA Christian Alejandro	5/17	29	2/3	1/3	1/5		0/1	1/5	
16	FAJARDO LAUREANO David Alejandro	5/34	15	1/4	1/6	2/9	0/3	0/7	1/5	
TOTAL		10/51	20	3/7	2/9	3/14	0/3	0/8	2/10	0/0

Coach: Adrian Romero Sanchez

Number of attacks: 67, Efficiency: 33%, Average Duration: 31.03 seconds

Attack by type of defense

	Shots	9m	6m	Wing	TF	E7	E2
On def. 6-0	19/45	8/21	2/6	4/9	21	2	3
Fastbreak	1/2				0	0	0

Defense by type

	Total	9m	6m	Wing	Stl.	C7	2m
Def. 6-0	6/10	2/4	0/0	1/3	1	1	0
Def. 5-1	15/22	2/5	5/5	4/6	3	2	0
Def. 4-2	1/4	0/1	0/1	1/2	1	1	0
Def. 3-3	8/10	0/0	2/3	5/6	0	1	0
Fastbreak	8/8				0	0	4

Attack with superiority / minority / goalkeeper out

	Attack				Reaction		
	Att.	Eff.	Shots	TF	FB	LD	Tot.
7 on 6 (GK out)	1	0%	0/1	0	0/0	0/0	0/0
6 on 6 (GK out)	2	100%	2/2	0	0/0	0/0	0/0
6 on 5 (GK out)	1	0%	0/1	0	0/0	0/1	0/1
6 on 6	53	30%	16/34	19			
6 on 5	5	40%	2/3	2			
5 on 6	5	40%	2/5	0			

Player superiority / GK out counted at the end of attack (in case it changes during attack)

Defense with superiority / minority / goalkeeper out

	Attack				Reaction		
	Att.	Eff.	Shots	TF	FB	LD	Tot.
7 on 6 (GK out)	1	0%	0/0	1	0/0	0/0	0/0
6 on 6 (GK out)	2	100%	2/2	0	0/0	0/0	0/0
6 on 6	53	64%	34/43	10			
5 on 6	1	0%	0/0	1			
6 on 5 (GK out)	1	100%	1/1	0	0/0	0/0	0/0
6 on 5	9	44%	4/8	1			
5 on 5	1	0%	0/1	0			

Numbers show attacking numbers of opponent. Lower efficiency of opponent means better defense of this team

Jersey number Tot. Total shooting 6m 6m (line) shooting 9m 9m shooting Wng Wing shooting FB Fastbreak sh. 7m 7m penalty sh.
 Brk. Breakthrough sh. LD Long distance sh. As. Assists PC Pass clear chance E7 Earned 7m pen. TF Technical faults St. Steals
 2m 2m punishments C7. Committed 7m E2 Earned 2m pun. YC. Yellow cards R/B Red/Blue cards Blk. Blocks S Starting Line-up



10th Men's Youth (U19) World Championship

Croatia

President's Cup III, 2. round



Match Team Statistics

Match No. 78

Mexico 22 - 41 Georgia

(8 - 20) (14 - 21)

8.8.2023. 13:30

Attendance: 40

Center Zamet

Referees: Alaa Emam (EGY) / Hossam Hedaia (EGY)

Shot distribution by player

2 M. Valdez Gutierrez

1 miss.

3 D. Morales

		0/1

1 miss.

5 E. Sandoval Moreno

	0/1	

6 M. Villa Duarte

		1/1
0/1		1/2

1 miss.

8 J. Flores Woolfolk

2/4		

1 block

9 D. Tovar Ontiveros

	0/1	

1 miss.

10 B. Navarro Gonzalez

1/1		

1 block

11 F. Soto Lopez

		0/1

18 S. Chavez Moreno

1/2		
2/3	1/1	0/3

19 B. Fernandez

	0/1	
		1/1

20 Y. Garcia Reyes

1/1	1/1	
1/2		

1 miss.

22 J. Soto Garcia

		1/1

28 J. Anguiano Lopez

2/3	1/2	1/2
1/1		
1/1		1/1

1 post

35 M. Santana Gamez

		1/3

TOTAL

5/7	2/6	3/6
1/1		
6/11	1/1	4/10

1 post 4 miss. 2 block

Saves distribution goalkeepers

7 C. Molina Tejada

2/2	1/2	0/5
1/2	1/1	0/5

16 D. Fajardo Laureano

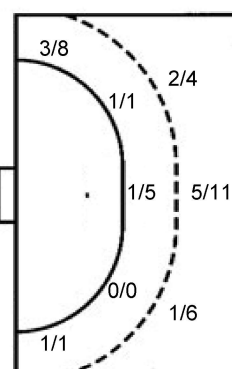
0/7		2/12
0/1		
2/8	0/1	1/5

TOTAL

2/9	1/2	2/17
0/1		
3/10	1/2	1/10

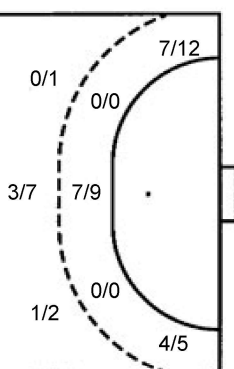
Shots by position

ATTACK



7m penalties	2/2
Fastbreak	1/2
Breakthrough	5/9
Long dist.	0/0

DEFENSE



7m penalties	3/5
Fastbreak	8/8
Breakthrough	8/10
Long dist.	0/1

Shooting statistics

Position	Goals	Sav.	Miss.	Post	Blk.	Total	%
Back (9m)	8	9	2	0	2	21	38
Line (6m)	2	3	1	0	0	6	33
Wing	4	3	1	1	0	9	44
7m penalties	2	0	0	0	0	2	100
Fastbreak	1	1	0	0	0	2	50
Breakthrough	5	4	0	0	0	9	56
Total	22	20	4	1	2	49	45

Jersey number Tot. Total shooting 6m 6m (line) shooting 9m 9m shooting Wng Wing shooting FB Fastbreak sh. 7m 7m penalty sh.
 Brk. Breakthrough sh. LD Long distance sh. As. Assists PC Pass clear chance E7 Earned 7m pen. TF Technical faults St. Steals
 2m 2m punishments C7. Committed 7m E2 Earned 2m pun. YC. Yellow cards R/B Red/Blue cards Blk. Blocks S Starting Line-up



10th Men's Youth (U19) World Championship

Croatia

President's Cup III, 2. round



Match Team Statistics

Match No. 78

Mexico 22 - 41 Georgia

(8 - 20) (14 - 21)

8.8.2023. 13:30

Attendance: 40

Center Zamet

Referees: Alaa Emam (EGY) / Hossam Hedaia (EGY)

Georgia

#	Surname and name	S	Goals / shots								Attack					Def.			Penalties			TP			
			Tot.	%	9m	6m	Wing	7m	FB	Brk.	LD	As.	PC	E7	E2	TF	St.	C7	Blk	YC	2m		R	B	
1	RUKHADZE Gigi	S	0/1	0																					49:43
2	SHIOSHVILI Aleksandre	S	1/4	25		0/1	1/2	0/1																	9:34
7	MUKBANIANI Luka	S	6/7	86			4/5		2/2																44:00
8	TARIELADZE Nugzar																								12:57
10	DARSANIA Sandro		6/13	46	1/6	0/1		2/3		3/3					7	1								1	48:46
12	KAMADADZE Temuri																								4:22
16	PANTSKHAVA Levani		2/3	67			2/3																		13:46
19	ARESHIDZE Giorgi	S	7/8	88	1/2	1/1		1/1		4/4					8	2									52:53
22	GRISHIKASHVILI Giorgi		3/3	100		3/3																			32:00
23	ABULADZE Anri																								6:56
27	KHELISUPALI Vakhtang	S	9/12	75			4/7		5/5																30:54
28	MELIAVA Giga		2/2	100	1/1					1/1					3	4									22:06
30	SHERVASHIDZE Nikoloz		0/1	0						0/1															12:05
33	LANCHAVA Luka	S	3/3	100		3/3									1		3	2						1	32:58
39	GURULI Iraklu																								4:01
71	GRISHIKASHVILI Davit	S	2/3	67	1/1				1/1	0/1					4	1									42:37
	Team / bench																								
	UKUPNO		41/60	68	4/10	7/9	11/17	3/5	8/8	8/10	0/1	25	12	5	4	13	11	2	2	1	3	0	0		

#	Surname and name	Saves / shots								
		Tot.	%	9m	6m	Wing	7m	FB	Brk.	LD
1	RUKHADZE Gigi	16/34	47	6/12	3/5	2/5	0/2	1/2	4/8	
12	KAMADADZE Temuri	3/5	60	3/5						
39	GURULI Iraklu	1/3	33			1/2			0/1	
	TOTAL	20/42	48	9/17	3/5	3/7	0/2	1/2	4/9	0/0

Coach: George Gvazava

Number of attacks: 68, Efficiency: 60%, Average Duration: 22.37 seconds

Attack by type of defense

	Shots	9m	6m	Wing	TF	E7	E2
On def. 6-0	6/10	2/4	0/0	1/3	1	1	1
On def. 5-1	15/22	2/5	5/5	4/6	9	2	1
On def. 4-2	1/4	0/1	0/1	1/2	1	1	1
On def. 3-3	8/10	0/0	2/3	5/6	2	1	1
Fastbreak	8/8				0	0	0

Defense by type

	Total	9m	6m	Wing	Stl.	C7	2m
Def. 6-0	19/45	8/21	2/6	4/9	11	2	0
Fastbreak	1/2				0	0	3

Defense with superiority / minority / goalkeeper out

	Attack				Reaction		
	Att.	Eff.	Shots	TF	FB	LD	Tot.
7 on 6 (GK out)	1	0%	0/1	0	0/0	0/0	0/0
6 on 6 (GK out)	2	100%	2/2	0	0/0	0/0	0/0
6 on 5 (GK out)	1	0%	0/1	0	0/0	0/1	0/1
6 on 6	53	30%	16/34	19			
6 on 5	5	40%	2/3	2			
5 on 6	5	40%	2/5	0			

Numbers show attacking numbers of opponent. Lower efficiency of opponent means better defense of this team

Attack with superiority / minority / goalkeeper out

	Attack				Reaction		
	Att.	Eff.	Shots	TF	FB	LD	Tot.
7 on 6 (GK out)	1	0%	0/0	1	0/0	0/0	0/0
6 on 6 (GK out)	2	100%	2/2	0	0/0	0/0	0/0
6 on 6	53	64%	34/43	10			
5 on 6	1	0%	0/0	1			
6 on 5 (GK out)	1	100%	1/1	0	0/0	0/0	0/0
6 on 5	9	44%	4/8	1			
5 on 5	1	0%	0/1	0			

Player superiority / GK out counted at the end of attack (in case it changes during attack)

Jersey number Tot. Total shooting 6m 6m (line) shooting 9m 9m shooting Wng Wing shooting FB Fastbreak sh. 7m 7m penalty sh.
 Brk. Breakthrough sh. LD Long distance sh. As. Assists PC Pass clear chance E7 Earned 7m pen. TF Technical faults St. Steals
 2m 2m punishments C7. Committed 7m E2 Earned 2m pun. YC. Yellow cards R/B Red/Blue cards Blk. Blocks S Starting Line-up



10th Men's Youth (U19) World Championship

Croatia

President's Cup III, 2. round



Match Team Statistics

Match No. 78

Mexico 22 - 41 Georgia

(8 - 20) (14 - 21)

8.8.2023. 13:30

Attendance: 40

Center Zamet

Referees: Alaa Emam (EGY) / Hossam Hedaia (EGY)

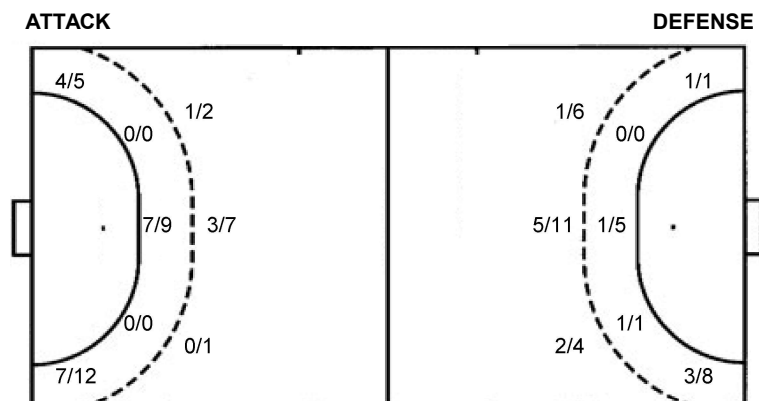
Shot distribution by player

2 A. Shioshvili 0/1 1/1 1 miss.	7 L. Mukbariani 4/4 1/1 1 miss.	8 N. Tarieladze 	10 S. Darsania 0/1 1/1 1/1 1/3 3/4 3 post	16 L. Pantskhava 	19 G. Areshidze 2/2 1/1 1/1 1/1 2/2 1 miss.	22 G. Grishikashvili
23 A. Abuladze 	27 V. Khelisupali 	28 G. Meliava 	30 N. Shervashidze 	33 L. Lanchava 	71 D. Grishikashvili 1/1 1/2	TOTAL 7/9 1/2 15/17 1/1 7/10 1/2 9/10 4 post 4 miss.

Saves distribution goalkeepers

1 G. Rukhadze 2/7 2/4 3/6 0/1 5/9 0/1 4/6	12 T. Kamadadze 	39 I. Guruli 	TOTAL 2/7 4/6 3/6 0/1 5/11 0/1 6/10
---	----------------------------	-------------------------	---

Shots by position



7m penalties 3/5
Fastbreak 8/8
Breakthrough 8/10
Long dist. 0/1

7m penalties 2/2
Fastbreak 1/2
Breakthrough 5/9
Long dist. 0/0

Shooting statistics

Position	Goals	Sav.	Miss.	Post	Blk.	Total	%
Back (9m)	4	3	1	2	0	10	40
Line (6m)	7	2	0	0	0	9	78
Wing	11	3	2	1	0	17	65
7m penalties	3	0	1	1	0	5	60
Fastbreak	8	0	0	0	0	8	100
Breakthrough	8	2	0	0	0	10	80
Total	41	10	4	4	0	59	69

Jersey number Tot. Total shooting 6m 6m (line) shooting 9m 9m shooting Wng Wing shooting FB Fastbreak sh. 7m 7m penalty sh.
Brk. Breakthrough sh. LD Long distance sh. As. Assists PC Pass clear chance E7 Earned 7m pen. TF Technical faults St. Steals
2m 2m punishments C7. Committed 7m E2 Earned 2m pun. YC. Yellow cards R/B Red/Blue cards Blk. Blocks S Starting Line-up



10th Men's Youth (U19) World Championship

Croatia

President's Cup III, 2. round



Match Team Statistics

Match No. 78

Mexico 22 - 41 Georgia

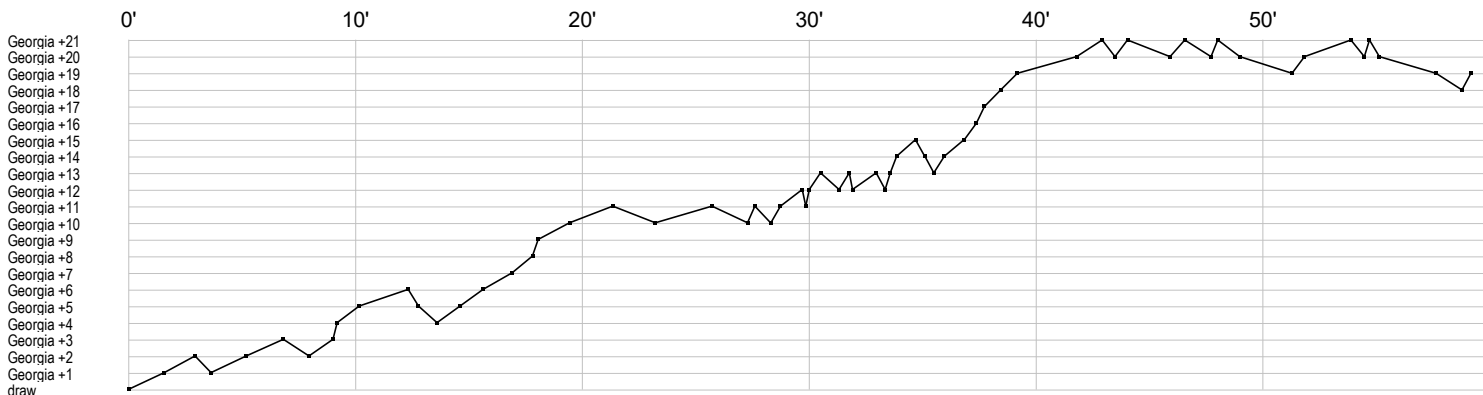
(8 - 20) (14 - 21)

8.8.2023. 13:30

Attendance: 40

Center Zamet

Referees: Alaa Emam (EGY) / Hossam Hedaia (EGY)



Mexico

2 Valdez				f																2c	p									
3 Morales D	f	t	f	2c																										
5 Sandoval											b				p						f									
6 Villa Duarte M					f					g				f																
7 Molina Tejada											r	r	r	r	r	s	r	r		r	r	r	s	s	s	r				
8 Flores	t		f	a		e			p	e				g	f	t											f	g		
9 Tovar															f		f	b												
10 Navarro		g			t	i	t		f					p							t		a	p						
11 Soto Lopez F											a	a	t	c													t	f		
16 Fajardo	r	r	s	r	r	r	r	r	r	s	r	r	r	r	r	r	r	r	r	r	r	r	s	r	r	r	r	r	r	
18 Chavez			t		f				g	f	t			t	i	f						g	t				f	g	f	g
19 Fernandez B																f	2c												g	
20 Garcia Reyes		p		t		g			tt		f	g				a	g		a	ft	t									
22 Soto Garcia J										2c																	g	a	b	
28 Anguiano			p	g			b	f		t			g	g			g	f	p	f	p	g	p	t		g	g		f	
35 Santana								fb			t				g						t		f							

Georgia

1 Rukhadze G	r	s	sr	s		r	r	ss	a	s	s	s	r	fs	r	r	r	rs	as	rr	s	s	sr		r	r	r	s	r						
2 Shioshvili A																														ff	g				
7 Mukbaniani L			f	b					g	g	g			ei			p		ggg			t													
8 Tarieladze N																										t	t			ie					
10 Darsania S	g		f		f	g	p		b			t	g	t	t	2	a	ag	g	a	ff	a	a	ba		a	g	f		f					
12 Kamadadze T																														ss	rr	s			
16 Pantskhava L																										g	t			f	g				
19 Areshidze G	b	g		g	p	p			gc	a	a	a	ba	c	g		g		a	a	a	a	tt			g	g		f						
22 Grishikashvili											g														g		g								
23 Abuladze A															t																				
27 Khelisupali V			f	gbg				f		bg					g		b		f	bgg	g	g	b	g											
28 Meliava G								t									p		a										g	p	g	a	p	a	
30 Shervashidze																											2		p	p			f	t	
33 Lanchava L						ei		y												ge	g	g	ei					a					x		
39 Guruli I																																	r	r	s
71 Grishikashvili				a	g	2			p	fx	b	a	g							a								a		t					

In game	g	Goal scored	f	Missed shot	a	Assist	t	Technical faults	b	Steal
2 2min suspension	e	Eearned 7m	c	Committed 7m	y	Yellow card	r	Red Card	k	Blue card
i Eearned 2min.	x	Block	4	4min suspension	p	Pass for clear chance	s	Saved shot	r	Received goal