



10th Men's Youth (U19) World Championship

Croatia

President's Cup III, 2. round



Match Team Statistics

Match No. 77

Chile 21 - 24 Montenegro

(10 - 13) (11 - 11)

8.8.2023. 15:30

Attendance: 40

Center Zamet

Referees: Marton Horvath (HUN) / Kristof Altmar (HUN)

Chile

#	Surname and name	S	Goals / shots									Attack					Def.			Penalties			TP								
			Tot.	%	9m	6m	Wing	7m	FB	Brk.	LD	As.	PC	E7	E2	TF	St.	C7	Blk	YC	2m	R		B							
1	LATORRE Francisco	S	1/1	100											1/1	1															54:10
4	HIZMERI Luciano																														
5	CASTILLO Fernando	S	6/8	75		1/1	4/6	1/1															1		1						49:16
7	SOVINO Javier	S	5/6	83	1/2											4							4		1						54:33
8	ZAMORA Franco																								1						7:04
10	GONZALEZ Maximiliano															1	1						1								4:58
12	RAMOS Alvaro																														0:10
14	ABARCA Martin		2/3	67			1/2			1/1													1								10:44
16	CHINCHON Damian																														4:30
17	HERNÁNDEZ Camilo	S	3/6	50	1/3					2/2	0/1				5	3		1	4								1				44:15
18	OYARZÚN Cristóbal	S	0/6	0	0/4						0/2				4	4	1	1	2	1											42:41
19	JN CHARLES Jonas																			1	1										28:14
24	MORENO Samuel	S	2/4	50	0/1	2/3													2									1			51:23
28	GARCIA Martin																		1												1:34
29	ARACENA Juan	S	2/4	50			1/2			0/1				1/1	1								1								30:00
77	GONZALEZ Denny		0/3	0	0/1			0/2											1	1											36:23
	Team / bench																		1												
	UKUPNO		21/41	51	2/11	3/4	6/12	1/1	3/4	4/7	2/2	12	12	1	3	19	3	3	0	0	2	0	0								

#	Surname and name	Saves / shots								
		Tot.	%	9m	6m	Wing	7m	FB	Brk.	LD
1	LATORRE Francisco	10/30	33	5/9	0/1	1/7	0/1	1/5	3/7	
12	RAMOS Alvaro	0/1	0				0/1			
16	CHINCHON Damian	0/3	0	0/3						
	TOTAL	10/34	29	5/12	0/1	1/7	0/2	1/5	3/7	0/0

Coach: Claudio Lira

Number of attacks: 57, Efficiency: 37%, Average Duration: 31.65 seconds

Attack by type of defense

	Shots	9m	6m	Wing	TF	E7	E2
On def. 5-1	15/34	2/11	3/4	6/12	19	1	3
Fastbreak	3/4				0	0	0

Defense by type

	Total	9m	6m	Wing	Stl.	C7	2m
Def. 6-0	9/15	6/9	1/2	2/3	3	1	0
Def. 5-1	6/15	1/6	0/0	3/4	0	2	0
Def. 4-2	2/2	0/0	0/0	1/1	0	0	0
Def. press.	1/1	0/0	0/0	0/0	0	0	0
Fastbreak	4/5				0	0	2

Attack with superiority / minority / goalkeeper out

	Attack				Reaction		
	Att.	Eff.	Shots	TF	FB	LD	Tot.
7 on 6 (GK out)	1	100%	1/1	0	0/0	0/0	0/0
6 on 6 (GK out)	1	100%	1/1	0	0/0	0/0	0/0
6 on 5 (GK out)	1	100%	1/1	0	0/0	0/0	0/0
6 on 6	48	27%	13/30	18			
6 on 5	5	80%	4/4	1			
5 on 5	1	100%	1/1	0			

Player superiority / GK out counted at the end of attack (in case it changes during attack)

Defense with superiority / minority / goalkeeper out

	Attack				Reaction		
	Att.	Eff.	Shots	TF	FB	LD	Tot.
7 on 6 (GK out)	1	100%	1/1	0	0/0	0/0	0/0
6 on 6 (GK out)	4	25%	1/3	1	0/0	1/1	1/1
6 on 6	47	47%	22/33	14			
5 on 6	1	0%	0/1	0			
6 on 5 (GK out)	1	0%	0/0	1	0/0	1/1	1/1
6 on 5	2	0%	0/1	1			

Numbers show attacking numbers of opponent. Lower efficiency of opponent means better defense of this team

Jersey number Tot. Total shooting 6m 6m (line) shooting 9m 9m shooting Wng Wing shooting FB Fastbreak sh. 7m 7m penalty sh.
 Brk. Breakthrough sh. LD Long distance sh. As. Assists PC Pass clear chance E7 Earned 7m pen. TF Technical faults St. Steals
 2m 2m punishments C7. Committed 7m E2 Earned 2m pun. YC. Yellow cards R/B Red/Blue cards Blk. Blocks S Starting Line-up



10th Men's Youth (U19) World Championship

Croatia

President's Cup III, 2. round



Match Team Statistics

Match No. 77

Chile 21 - 24 Montenegro

(10 - 13) (11 - 11)

8.8.2023. 15:30

Attendance: 40

Center Zamet

Referees: Marton Horvath (HUN) / Kristof Altmar (HUN)

Shot distribution by player

4 L. Hizmeri

5 F. Castillo

2/2		
3/3		1/1
		0/1

0/1 lob

7 J. Sovino

		2/2
3/3		

1 block

8 F. Zamora

10 M. Gonzalez

14 M. Abarca

	1/1	
		1/2

17 C. Hernández

1/2		0/1
1/1		1/2

18 C. Oyarzún

		0/1
0/1		0/1

2 post 1 miss.

19 J. Jn Charles

24 S. Moreno

1/2		

1 miss. 1/1 lob

28 M. García

29 J. Aracena

		1/2
	1/1	0/1

77 D. Gonzalez

	0/2	

1 miss.

TOTAL

4/6	0/2	3/5
3/3	2/2	1/3
4/5		2/6

2 post 3 miss. 1 block 1/2 lob

Saves distribution goalkeepers

1 F. Latorre

1/7	1/1	0/3
2/2		3/5
0/5	2/2	1/5

12 A. Ramos

		0/1

16 D. Chinchon

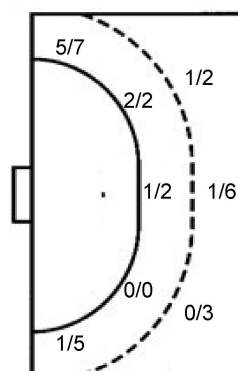
0/1		0/1
		0/1

TOTAL

1/8	1/1	0/4
2/2		3/5
0/5	2/2	1/7

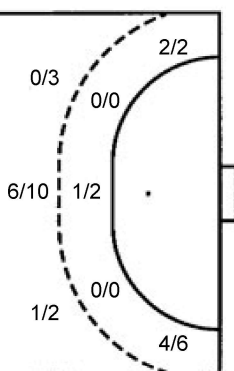
Shots by position

ATTACK



7m penalties 1/1
Fastbreak 3/4
Breakthrough 4/7
Long dist. 2/2

DEFENSE



7m penalties 2/3
Fastbreak 4/5
Breakthrough 4/8
Long dist. 0/0

Shooting statistics

Position	Goals	Sav.	Miss.	Post	Blk.	Total	%
Back (9m)	2	5	2	1	1	11	18
Line (6m)	3	1	0	0	0	4	75
Wing	6	5	1	0	0	12	50
7m penalties	1	0	0	0	0	1	100
Fastbreak	3	1	0	0	0	4	75
Breakthrough	4	2	0	1	0	7	57
Total	19	14	3	2	1	39	49

Jersey number Tot. Total shooting 6m 6m (line) shooting 9m 9m shooting Wng Wing shooting FB Fastbreak sh. 7m 7m penalty sh.
Brk. Breakthrough sh. LD Long distance sh. As. Assists PC Pass clear chance E7 Earned 7m pen. TF Technical faults St. Steals
2m 2m punishments C7. Committed 7m E2 Earned 2m pun. YC. Yellow cards R/B Red/Blue cards Blk. Blocks S Starting Line-up

Handball statistics and livescore by Toma-soft ltd (www.toma-soft.hr)



10th Men's Youth (U19) World Championship

Croatia

President's Cup III, 2. round



Match Team Statistics

Match No. 77

Chile 21 - 24 Montenegro

(10 - 13) (11 - 11)

8.8.2023. 15:30

Attendance: 40

Center Zamet

Referees: Marton Horvath (HUN) / Kristof Altmar (HUN)

Montenegro

#	Surname and name	S	Goals / shots								Attack					Def.			Penalties			TP					
			Tot.	%	9m	6m	Wing	7m	FB	Brk.	LD	As.	PC	E7	E2	TF	St.	C7	Blk	YC	2m		R	B			
1	VUJOVIC Savo																										17:08
2	ĐURKOVIĆ Darko	S	6/7	86			2/2	1/2	2/2	1/1		1			1	1	1	1									43:56
4	DOBRKOVIĆ Andrej																										
7	RADOVANOVIĆ Andrija		2/2	100					2/2																		19:47
8	MRVALKEVIĆ Igor	S	1/4	25	0/1					1/3		2		1	1	5	1										26:43
9	BAKIC Milorad	S	6/12	50	6/11					0/1		2	1			1		1									53:07
11	RADOIČIĆ Petar															1											1:20
15	GAZDIĆ Filip	S	2/4	50	1/3			1/1				4	1			2											53:15
16	SREDANOVIĆ Lazar	S										1															39:34
17	FEKA Semir	S	1/2	50	1/2											2	1							1			45:48
20	COROVIĆ Lazar		2/3	67						2/3		1	1	2		2											37:45
25	NIKOLIĆ Mojas																										0:06
27	BOZOVIĆ Filip																										20:58
28	PERUNIČIĆ Drazen																										0:55
31	BULATOVIĆ Todor	S	4/7	57			4/6		0/1								1										59:24
	Team / bench															3											
	UKUPNO		24/41	59	7/15	1/2	6/8	2/3	4/5	4/8	0/0	11	3	3	2	17	4	1	1	0	3	0	0				

#	Surname and name	Saves / shots								
		Tot.	%	9m	6m	Wing	7m	FB	Brk.	LD
1	VUJOVIC Savo	5/10	50	1/1	1/2	3/4		0/1	0/2	
16	SREDANOVIĆ Lazar	9/23	39	4/6	0/2	2/7	0/1	1/3	2/4	
	TOTAL	14/33	42	5/7	1/4	5/11	0/1	2/4	2/6	0/0

Coach: Drasko Mrvaljevic

Number of attacks: 56, Efficiency: 43%, Average Duration: 32.03 seconds

Attack by type of defense

	Shots	9m	6m	Wing	TF	E7	E2
On def. 6-0	9/15	6/9	1/2	2/3	8	1	1
On def. 5-1	6/15	1/6	0/0	3/4	7	2	0
On def. 4-2	2/2	0/0	0/0	1/1	2	0	1
On def. press.	1/1	0/0	0/0	0/0	0	0	0
Fastbreak	4/5				0	0	0

Defense by type

	Total	9m	6m	Wing	Stl.	C7	2m
Def. 5-1	15/34	2/11	3/4	6/12	4	1	0
Fastbreak	3/4				0	0	3

Attack with superiority / minority / goalkeeper out

	Attack				Reaction		
	Att.	Eff.	Shots	TF	FB	LD	Tot.
7 on 6 (GK out)	1	100%	1/1	0	0/0	0/0	0/0
6 on 6 (GK out)	4	25%	1/3	1	0/0	1/1	1/1
6 on 6	47	47%	22/33	14			
5 on 6	1	0%	0/1	0			
6 on 5 (GK out)	1	0%	0/0	1	0/0	1/1	1/1
6 on 5	2	0%	0/1	1			

Player superiority / GK out counted at the end of attack (in case it changes during attack)

Defense with superiority / minority / goalkeeper out

	Attack				Reaction		
	Att.	Eff.	Shots	TF	FB	LD	Tot.
7 on 6 (GK out)	1	100%	1/1	0	0/0	0/0	0/0
6 on 6 (GK out)	1	100%	1/1	0	0/0	0/0	0/0
6 on 5 (GK out)	1	100%	1/1	0	0/0	0/0	0/0
6 on 6	48	27%	13/30	18			
6 on 5	5	80%	4/4	1			
5 on 5	1	100%	1/1	0			

Numbers show attacking numbers of opponent. Lower efficiency of opponent means better defense of this team

Jersey number Tot. Total shooting 6m 6m (line) shooting 9m 9m shooting Wng Wing shooting FB Fastbreak sh. 7m 7m penalty sh.
 Brk. Breakthrough sh. LD Long distance sh. As. Assists PC Pass clear chance E7 Earned 7m pen. TF Technical faults St. Steals
 2m 2m punishments C7. Committed 7m E2 Earned 2m pun. YC. Yellow cards R/B Red/Blue cards Blk. Blocks S Starting Line-up



10th Men's Youth (U19) World Championship

Croatia

President's Cup III, 2. round



Match Team Statistics

Match No. 77

Chile 21 - 24 Montenegro

(10 - 13) (11 - 11)

8.8.2023. 15:30

Attendance: 40

Center Zamet

Referees: Marton Horvath (HUN) / Kristof Altmar (HUN)

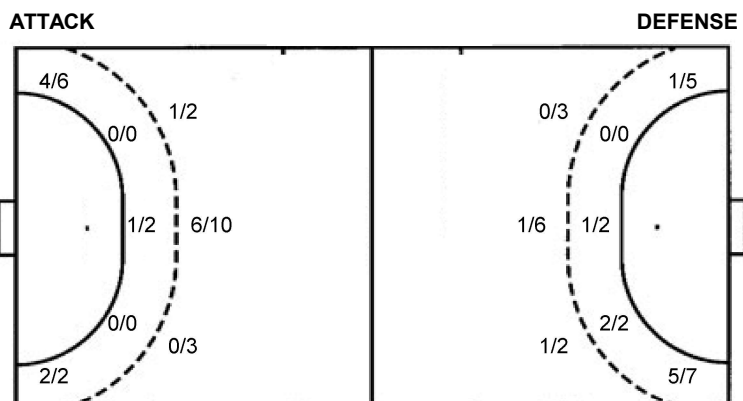
Shot distribution by player

2 D. Đurković 2/2 1/1 1/1 1 post	4 A. Dobrkovic 1/1 0/1 1/1 1 post	7 A. Radovanović 1/1 1/1 1/1 1 post	8 I. Mrvalkevic 1/1 0/1 2 miss. 2 miss.	9 M. Bakic 1/1 0/1 2/2 1 post	11 P. Radoicic 1/1 0/1 1/1 1 post	15 F. Gazdic 1/2 1/1 1 post	17 S. Feka 1/1 1 post	20 L. Corovic 1/1 0/1 1 post	25 M. Nikolic 1 post	27 F. Bozovic 1 post	28 D. Perunicic 1 post	31 T. Bulatovic 2/2 0/1 1/1 1 miss.	TOTAL 7/8 0/2 5/5 4 post 3 miss.
---	--	--	--	--	--	---	------------------------------------	--	--------------------------------	--------------------------------	----------------------------------	--	---

Saves distribution goalkeepers

1 S. Vujovic 2/3 0/1 0/2	16 L. Sredanovic 0/3 0/3 1/3	TOTAL 2/6 0/3 1/5	2/2 0/1 4/6	2/5 2/3 4/6
--	--	-----------------------------------	-------------------	-------------------

Shots by position



7m penalties 2/3
Fastbreak 4/5
Breakthrough 4/8
Long dist. 0/0

7m penalties 1/1
Fastbreak 3/4
Breakthrough 4/7
Long dist. 2/2

Shooting statistics

Position	Goals	Sav.	Miss.	Post	Blk.	Total	%
Back (9m)	7	5	1	2	0	15	47
Line (6m)	1	0	0	1	0	2	50
Wing	6	1	1	0	0	8	75
7m penalties	2	0	0	1	0	3	67
Fastbreak	4	1	0	0	0	5	80
Breakthrough	4	3	1	0	0	8	50
Total	24	10	3	4	0	41	59

Jersey number Tot. Total shooting 6m 6m (line) shooting 9m 9m shooting Wng Wing shooting FB Fastbreak sh. 7m 7m penalty sh.
Brk. Breakthrough sh. LD Long distance sh. As. Assists PC Pass clear chance E7 Earned 7m pen. TF Technical faults St. Steals
2m 2m punishments C7. Committed 7m E2 Earned 2m pun. YC. Yellow cards R/B Red/Blue cards Blk. Blocks S Starting Line-up



10th Men's Youth (U19) World Championship

Croatia

President's Cup III, 2. round



Match Team Statistics

Match No. 77

Chile 21 - 24 Montenegro

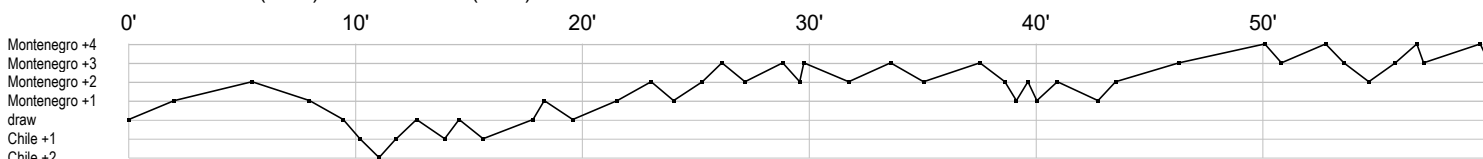
(10 - 13) (11 - 11)

8.8.2023. 15:30

Attendance: 40

Center Zamet

Referees: Marton Horvath (HUN) / Kristof Altmar (HUN)



Chile

1 Latorre F	r r s s	r r r r r s r r r	r s s r g	r	r r r s	srass	r r	s r
4 Hizmeri L								
5 Castillo F	t g	g g	g	g	g cg f	f		
7 Sovino J	p c f p	g	t	t	g	g t	p	g t p
8 Zamora F					c			
10 Gonzalez M			p t			a		
12 Ramos A						f		
14 Abarca M							g	g f t
16 Chinchon D			r r	r r				
17 Hernández C	t f	a a g t f g	t		g t i a	2	p	f a a p p
18 Oyarzún C	f p f p	ei	f t ba a			f	p a	f t f a p
19 Jn Charles J		b			t			
24 Moreno S	2			f		g	f t	g t
28 Garcia M				t				
29 Aracena J	f	g		g f a b				
77 Gonzalez D			t f			i	f	f

Montenegro

1 Vujovic S						s	ss	r s r r s r
2 Đurković D	g	g	2c	ba		f g	g	i t g
4 Dobrkovic A								
7 Radovanović		g	g					
8 Mrvalkević I	e	ba f i	t	t		a t t		f g f t
9 Bakic M	x	f p	a	g f g g t g g		fa f	2	f f
11 Radoiic P				t				
15 Gazdić F	p a	f t a				g	a	f g t a
16 Sredanovic L	s s s r r	r	as r r s r	srs	r r r r	r s r r	f s r	
17 Feka S		f	g t			2		t b
20 Corovic L				a t		e p	e	g g f t
25 Nikolic M								
27 Bozovic F								
28 Perunic D								
31 Bulatovic T	f f	g		g b		f	g	g

In game	g Goal scored	f Missed shot	a Assist	t Technical faults	b Steal
2 2min suspension	e Earned 7m	c Committed 7m	y Yellow card	r Red Card	k Blue card
i Earned 2min.	x Block	4 4min suspension	p Pass for clear chance	s Saved shot	r Received goal