



10th Men's Youth (U19) World Championship

Croatia

President's Cup II, 2. round



Match Team Statistics

Match No. 76

Japan 27 - 34 Korea

(10 - 19) (17 - 15)

8.8.2023. 13:30

Attendance: 50

Josip Samardžija Bepo Hall

Referees: Fadel Diop (SEN) / Abdoulaye Faye (SEN)

Japan

#	Surname and name	S	Goals / shots								Attack				Def.			Penalties				TP		
			Tot.	%	9m	6m	Wing	7m	FB	Brk.	LD	As.	PC	E7	E2	TF	St.	C7	Blk	YC	2m		R	B
2	FURUKAWA Kippe		2/6	33	1/4					0/1	1/1					2	1							17:48
5	KOZAKAI Ryo		2/5	40	0/1						2/4			1				1		1				29:54
8	NAKAOKI Nikita	S	0/1	0		0/1									1			3	1		1			30:41
11	KAMAKURA Yushin		1/1	100							1/1													9:35
12	KOMODA Ryo																							5:45
15	HASEGAWA Soi		2/2	100			1/1		1/1					1										35:56
17	FUJIKAWA Jun	S	0/4	0	0/3			0/1						2				1						32:12
28	NOZUYAMA Sho																							10:42
29	TACHIBANA Kotaro	S	8/14	57	0/1	1/1	6/10		1/1			0/1	1		1	1			1			1		59:01
30	YONEDA Shohei	S																						38:32
31	MATSUOKA Ryota	S	1/2	50			0/1		1/1						1	1	1							23:28
32	SAKAI Masaki	S	3/6	50	1/4			1/1		1/1			1	1			2		1		1			32:25
33	NANJO Kaisei																							0:59
34	TAKESHITA Hayato		1/2	50	0/1			1/1					2	2			1							22:27
35	MUKOYACHI Kaito		3/4	75		3/4							1											25:05
37	TOCHIO Tasuku	S	4/9	44	2/5	0/1				2/3			7	2			3		1					45:30
	Team / bench																							
	UKUPNO		27/56	48	4/19	4/7	7/12	2/3	3/4	7/10	0/1		14	7	3	2	13	3	3	2	1	2	0	0

#	Surname and name	Saves / shots								
		Tot.	%	9m	6m	Wing	7m	FB	Brk.	LD
12	KOMODA Ryo	2/5	40		0/2					2/3
28	NOZUYAMA Sho	2/12	17	2/3	0/2		0/1	0/1	0/5	
30	YONEDA Shohei	6/24	25	2/5	2/7	1/1	0/1	0/2	1/8	
	TOTAL	10/41	24	4/8	2/11	1/1	0/2	0/3	3/16	0/0

Coach: Yuta Yoshimura

Number of attacks: 64, Efficiency: 42%, Average Duration: 27.28 seconds

Attack by type of defense

	Shots	9m	6m	Wing	TF	E7	E2
On def. 6-0	16/38	3/15	3/6	6/10	11	1	1
On def. 3-3	3/6	1/3	0/0	1/2	2	2	1
Fastbreak	3/4				0	0	0

Defense by type

	Total	9m	6m	Wing	Stl.	C7	2m
Def. 6-0	22/40	3/11	7/11	0/2	3	3	0
Fastbreak	3/3				0	0	2

Attack with superiority / minority / goalkeeper out

	Attack				Reaction		
	Att.	Eff.	Shots	TF	FB	LD	Tot.
7 on 6 (GK out)	10	30%	3/8	2	0/0	3/4	3/4
7 on 5 (GK out)	1	100%	1/1	0	0/0	0/0	0/0
6 on 6 (GK out)	2	50%	1/2	0	0/0	0/0	0/0
6 on 6	48	44%	21/38	10			
6 on 5	3	33%	1/2	1			

Player superiority / GK out counted at the end of attack (in case it changes during attack)

Defense with superiority / minority / goalkeeper out

	Attack				Reaction		
	Att.	Eff.	Shots	TF	FB	LD	Tot.
7 on 6 (GK out)	1	0%	0/1	0	0/0	0/0	0/0
6 on 6 (GK out)	3	67%	2/2	1	0/0	0/0	0/0
6 on 6	57	53%	30/48	9			
6 on 5	4	50%	2/3	1			

Numbers show attacking numbers of opponent. Lower efficiency of opponent means better defense of this team

Jersey number Tot. Total shooting 6m 6m (line) shooting 9m 9m shooting Wng Wing shooting FB Fastbreak sh. 7m 7m penalty sh.
 Brk. Breakthrough sh. LD Long distance sh. As. Assists PC Pass clear chance E7 Earned 7m pen. TF Technical faults St. Steals
 2m 2m punishments C7. Committed 7m E2 Earned 2m pun. YC. Yellow cards R/B Red/Blue cards Blk. Blocks S Starting Line-up

Handball statistics and livescore by Toma-soft ltd (www.toma-soft.hr)



10th Men's Youth (U19) World Championship

Croatia

President's Cup II, 2. round



Match Team Statistics

Match No. 76

Japan 27 - 34 Korea

(10 - 19) (17 - 15)

8.8.2023. 13:30

Attendance: 50

Josip Samardžija Bepo Hall

Referees: Fadel Diop (SEN) / Abdoulaye Faye (SEN)

Shot distribution by player

2 K. Furukawa

0/1	1/1	
1/3		

1 block

5 R. Kozakai

0/1	0/1	1/1
	1/1	

1 miss.

8 N. Nakaoki

1 post

11 Y. Kamakura

		1/1

1 miss.

15 S. Hasegawa

1/1		
1/1		

17 J. Fujikawa

	0/1	
0/1		
	0/1	0/1

1 miss.

29 K. Tachibana

2/2	1/2	0/1
0/2		4/5

1 post 1/1 lob

31 R. Matsuoka

1/1		

1 post

32 M. Sakai

	1/1	
1/1		1/1

3 block

33 K. Nanjo

34 H. Takeshita

1/1		

1 miss.

35 K. Mukoyachi

		0/1
1/1		2/2

37 T. Tochio

0/1		1/1
	1/1	2/5

1 miss.

TOTAL

2/3	3/5	0/1
1/4	0/1	2/3
6/10	2/3	10/15

3 post 3 miss. 4 block 1/1 lob

Saves distribution goalkeepers

12 R. Komoda

0/1		
1/1		1/2
		0/1

28 S. Nozuyama

1/1		0/1
0/1		0/2
0/2		1/5

30 S. Yoneda

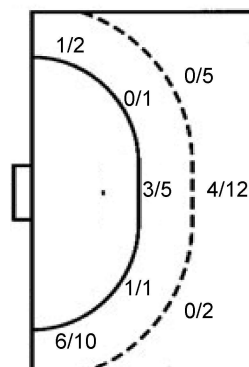
0/1		2/3
2/2		1/3
0/6	0/1	1/8

TOTAL

1/3		2/4
3/4		2/7
0/8	0/1	2/14

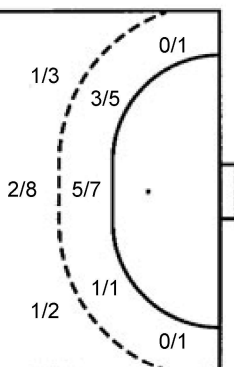
Shots by position

ATTACK



7m penalties 2/3
Fastbreak 3/4
Breakthrough 7/10
Long dist. 0/1

DEFENSE



7m penalties 2/3
Fastbreak 3/3
Breakthrough 13/17
Long dist. 3/5

Shooting statistics

Position	Goals	Sav.	Miss.	Post	Blk.	Total	%
Back (9m)	4	8	2	1	4	19	21
Line (6m)	4	2	0	1	0	7	57
Wing	7	4	0	1	0	12	58
7m penalties	2	1	0	0	0	3	67
Fastbreak	3	1	0	0	0	4	75
Breakthrough	7	2	1	0	0	10	70
Total	27	18	3	3	4	55	49

Jersey number Tot. Total shooting 6m 6m (line) shooting 9m 9m shooting Wng Wing shooting FB Fastbreak sh. 7m 7m penalty sh.
Brk. Breakthrough sh. LD Long distance sh. As. Assists PC Pass clear chance E7 Earned 7m pen. TF Technical faults St. Steals
2m 2m punishments C7. Committed 7m E2 Earned 2m pun. YC. Yellow cards R/B Red/Blue cards Blk. Blocks S Starting Line-up

Handball statistics and livescore by Toma-soft ltd (www.toma-soft.hr)



10th Men's Youth (U19) World Championship

Croatia

President's Cup II, 2. round



Match Team Statistics

Match No. 76

Japan 27 - 34 Korea

(10 - 19) (17 - 15)

8.8.2023. 13:30

Attendance: 50

Josip Samardžija Bepo Hall

Referees: Fadel Diop (SEN) / Abdoulaye Faye (SEN)

Korea

Players		Goals / shots										Attack				Def.			Penalties				TP		
#	Surname and name	S	Tot.	%	9m	6m	Wing	7m	FB	Brk.	LD	As.	PC	E7	E2	TF	St.	C7	Blk	YC	2m	R	B		
2	CHA Myunggeun		1/1	100					1/1							1									8:50
12	KANG Subin																								
13	SON Mingi		1/2	50			0/1	1/1																	9:33
14	LEE Dohyun		1/2	50		1/2														1					13:59
16	KIM Hyeonmin	S																							58:01
17	KIM Hyeonmin	S	6/8	75		5/6			1/1		0/1	1			1										50:45
23	LEE Hohyun		0/3	0	0/2					0/1		1	2		1				1						48:58
28	KIM Joungou		1/1	100							1/1	2						1			1				18:14
30	BAE Changhyeon		0/2	0	0/2								1			2									5:52
44	KIM Dongyeong	S	1/1	100	1/1									1					1						5:31
63	LEE Minjun	S	6/6	100				1/1	1/1	3/3	1/1	1	2	1		1									58:06
73	MOON Jinhyeok	S	4/8	50	1/4					3/4		1		1		1									32:06
75	PARK Seongjun																								
84	KIM Dohyeon		2/4	50		2/4																			9:15
91	CHOI Jihwan	S	8/14	57	1/3			0/1		7/9	0/1	3			1	3									48:43
99	KIM Jaegwon	S	3/4	75	1/1	1/1	0/1				1/1	2					1	1	1	2		1			52:07
	Team / bench																								
	UKUPNO		34/56	61	4/13	9/13	0/2	2/3	3/3	13/17	3/5	11	5	3	1	11	1	3	4	0	2	0	0		

Goalkeepers		Saves / shots									
#	Surname and name	Tot.	%	9m	6m	Wing	7m	FB	Brk.	LD	
12	KANG Subin										
16	KIM Hyeonmin	19/46	41	8/12	2/6	4/11	1/3	1/4	2/9	1/1	
	TOTAL	19/46	41	8/12	2/6	4/11	1/3	1/4	2/9	1/1	

Coach: In Ik Jang

Number of attacks: 65, Efficiency: 52%, Average Duration: 28.52 seconds

Attack by type of defense

	Shots	9m	6m	Wing	TF	E7	E2
On def. 6-0	22/40	3/11	7/11	0/2	11	3	1
Fastbreak	3/3				0	0	0

Defense by type

	Total	9m	6m	Wing	Stl.	C7	2m
Def. 6-0	16/38	3/15	3/6	6/10	1	1	0
Def. 3-3	3/6	1/3	0/0	1/2	0	2	0
Fastbreak	3/4				0	0	2

Attack with superiority / minority / goalkeeper out

	Attack				Reaction		
	Att.	Eff.	Shots	TF	FB	LD	Tot.
7 on 6 (GK out)	1	0%	0/1	0	0/0	0/0	0/0
6 on 6 (GK out)	3	67%	2/2	1	0/0	0/0	0/0
6 on 6	57	53%	30/48	9			
6 on 5	4	50%	2/3	1			

Player superiority / GK out counted at the end of attack (in case it changes during attack)

Defense with superiority / minority / goalkeeper out

	Attack				Reaction		
	Att.	Eff.	Shots	TF	FB	LD	Tot.
7 on 6 (GK out)	10	30%	3/8	2	0/0	3/4	3/4
7 on 5 (GK out)	1	100%	1/1	0	0/0	0/0	0/0
6 on 6 (GK out)	2	50%	1/2	0	0/0	0/0	0/0
6 on 6	48	44%	21/38	10			
6 on 5	3	33%	1/2	1			

Numbers show attacking numbers of opponent. Lower efficiency of opponent means better defense of this team

Jersey number Tot. Total shooting 6m 6m (line) shooting 9m 9m shooting Wng Wing shooting FB Fastbreak sh. 7m 7m penalty sh.
 Brk. Breakthrough sh. LD Long distance sh. As. Assists PC Pass clear chance E7 Earned 7m pen. TF Technical faults St. Steals
 2m 2m punishments C7. Committed 7m E2 Earned 2m pun. YC. Yellow cards R/B Red/Blue cards Blk. Blocks S Starting Line-up



10th Men's Youth (U19) World Championship

Croatia

President's Cup II, 2. round



Match Team Statistics

Match No. 76

Japan 27 - 34 Korea

(10 - 19) (17 - 15)

8.8.2023. 13:30

Attendance: 50

Josip Samardžija Bepo Hall

Referees: Fadel Diop (SEN) / Abdoulaye Faye (SEN)

Shot distribution by player

2 M. Cha 1/1	13 M. Son 1 post 1/1	14 D. Lee 1 miss. 1/1	17 H. Kim 1 post 1 block 2/2 4/4	23 H. Lee 1 post 0/1 0/1	28 J. Kim 1/1	30 C. Bae 1 block 0/1
44 D. Kim 1/1	63 M. Lee 1/1 1/1 3/3	73 J. Moon 2 post 1/1 0/1 2/2 1/1 0/1	75 S. Park	84 D. Kim 1/1 1/2	91 J. Choi 3 post 1 miss. 1/1 1/1 0/2 2/2 4/4	99 J. Kim 1/2 1/1 1/1

TOTAL

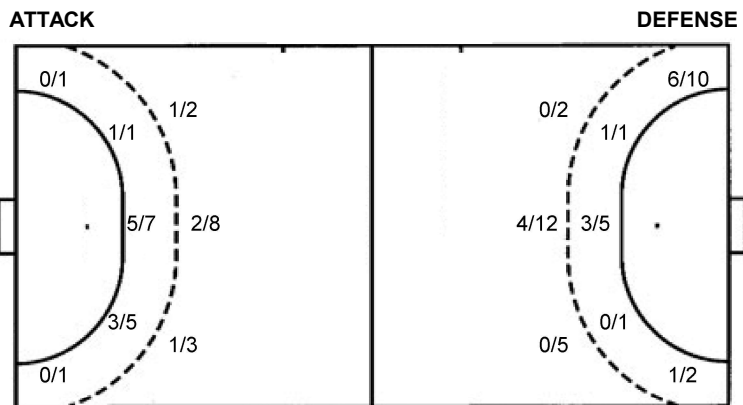
2/3	2/4
1/4	5/7
8/8	4/4 12/14

8 post 2 miss. 2 block

Saves distribution goalkeepers

12 S. Kang	16 H. Kim	TOTAL
	1/3 2/5 1/1	1/3 2/5 1/1
	3/4 1/1 1/3	3/4 1/1 1/3
	4/10 1/3 5/15	4/10 1/3 5/15

Shots by position



7m penalties	2/3	7m penalties	2/3
Fastbreak	3/3	Fastbreak	3/4
Breakthrough	13/17	Breakthrough	7/10
Long dist.	3/5	Long dist.	0/1

Shooting statistics

Position	Goals	Sav.	Miss.	Post	Blk.	Total	%
Back (9m)	4	4	1	3	1	13	31
Line (6m)	9	2	1	1	0	13	69
Wing	0	1	0	1	0	2	0
7m penalties	2	0	0	1	0	3	67
Fastbreak	3	0	0	0	0	3	100
Breakthrough	13	3	0	1	0	17	76
Total	31	10	2	7	1	51	61

Jersey number Tot. Total shooting 6m 6m (line) shooting 9m 9m shooting Wng Wing shooting FB Fastbreak sh. 7m 7m penalty sh.
 Brk. Breakthrough sh. LD Long distance sh. As. Assists PC Pass clear chance E7 Earned 7m pen. TF Technical faults St. Steals
 2m 2m punishments C7. Committed 7m E2 Earned 2m pun. YC. Yellow cards R/B Red/Blue cards Blk. Blocks S Starting Line-up

