



10th Men's Youth (U19) World Championship

Croatia

Main Round III, 2. round



Match Team Statistics

Match No. 69

Denmark 35 - 29 Norway

(15 - 14) (20 - 15)

8.8.2023. 19:30

Attendance: 100

Center Zamet

Referees: Ramesh Thiyagarajah (GER) / Suresh Thiyagarajah (GER)

Denmark

#	Surname and name	S	Goals / shots								Attack				Def.			Penalties				TP			
			Tot.	%	9m	6m	Wing	7m	FB	Brk.	LD	As.	PC	E7	E2	TF	St.	C7	Blk	YC	2m		R	B	
2	BJERGFELT Mads		1/2	50	0/1																				5:34
3	SCHMIDT Tobias Gregers	S	1/2	50		1/2																			29:41
4	NIELSEN Noah Moller Dahl		1/3	33			1/3								1										42:02
5	TOMBAK Tobias	S	6/10	60	3/5				1/2	2/3				1	1										37:21
6	LARSSON Nikolaj Risbjerg		3/5	60	0/1					3/4				2	1		1	2			1				30:56
7	VILHELMSEN Lasse Sunesen	S	7/8	88	4/5				2/2	1/1				4	2	1		2	3						29:04
8	PEDERSEN Kasper Teglgaard		0/1	0		0/1								1											14:24
10	PEDERSEN Frederik Emil	S	5/6	83	2/3				1/1	1/1				4	3		1	1					1		39:38
11	LAURIDSEN Mads Aarhus		2/3	67			1/1		1/2									1	1						17:58
12	EICHHORST Malte Julius Johnsson	S	1/1	100																					33:11
15	DALBY William Enoch	S	1/1	100			1/1							1											32:04
16	LUNDORF Simon Meinby	S																							24:16
21	OVERBY Silas		1/2	50	0/1					1/1															11:12
25	DAHLGAARD Morten Kaalund		1/1	100		1/1												2							21:48
32	TONNESEN Emil Oxenvad		3/4	75	0/1					3/3															22:17
34	JAGERUM Frederik Reinholdt		2/3	67			2/3												1					1	28:34
Team / bench																									
UKUPNO			35/52	67	9/17	2/4	5/8	1/1	5/7	11/13	2/2	13	8	1	2	12	9	3	0	0	2	0	0		

#	Surname and name	Saves / shots								
		Tot.	%	9m	6m	Wing	7m	FB	Brk.	LD
12	EICHHORST Malte Julius Johnsson	7/21	33	3/8	2/3	1/7	0/1		1/2	
16	LUNDORF Simon Meinby	3/17	18	2/7	0/1	0/1	0/2	0/1	1/5	
TOTAL		10/38	26	5/15	2/4	1/8	0/3	0/1	2/7	0/0

Coach: Simon Scholer Raadahl Sorensen

Number of attacks: 61, Efficiency: 57%, Average Duration: 27.87 seconds

Attack by type of defense

	Shots	9m	6m	Wing	TF	E7	E2
On def. 6-0	25/36	8/14	2/4	4/5	12	0	1
On def. 5-1	1/5	1/3	0/0	0/2	0	1	1
Fastbreak	5/7				0	0	0

Defense by type

	Total	9m	6m	Wing	Stl.	C7	2m
Def. 6-0	19/33	7/15	2/4	6/7	9	1	0
Def. 5-1	0/0	0/0	0/0	0/0	0	1	0
Def. 3-2-1	4/8	3/5	0/0	0/0	0	1	0
Fastbreak	1/1				0	0	2

Attack with superiority / minority / goalkeeper out

	Attack				Reaction		
	Att.	Eff.	Shots	TF	FB	LD	Tot.
7 on 6 (GK out)	2	50%	1/2	0	0/0	0/0	0/0
7 on 5 (GK out)	1	100%	1/1	0	0/0	0/0	0/0
6 on 6 (GK out)	2	50%	1/1	1	0/0	1/1	1/1
6 on 6	47	60%	28/38	9			
6 on 5	8	50%	4/6	2			
5 on 6	1	0%	0/1	0			

Player superiority / GK out counted at the end of attack (in case it changes during attack)

Defense with superiority / minority / goalkeeper out

	Attack				Reaction		
	Att.	Eff.	Shots	TF	FB	LD	Tot.
7 on 6 (GK out)	2	0%	0/2	0	0/0	0/0	0/0
6 on 6 (GK out)	6	33%	2/3	3	0/0	2/2	2/2
6 on 6	48	48%	23/35	13			
7 on 5 (GK out)	1	100%	1/1	0	0/0	0/0	0/0
6 on 5	4	75%	3/3	1			

Numbers show attacking numbers of opponent. Lower efficiency of opponent means better defense of this team

Jersey number Tot. Total shooting 6m 6m (line) shooting 9m 9m shooting Wng Wing shooting FB Fastbreak sh. 7m 7m penalty sh.
 Brk. Breakthrough sh. LD Long distance sh. As. Assists PC Pass clear chance E7 Earned 7m pen. TF Technical faults St. Steals
 2m 2m punishments C7. Committed 7m E2 Earned 2m pun. YC. Yellow cards R/B Red/Blue cards Blk. Blocks S Starting Line-up



10th Men's Youth (U19) World Championship

Croatia

Main Round III, 2. round



Match Team Statistics

Match No. 69

Denmark 35 - 29 Norway

(15 - 14) (20 - 15)

8.8.2023. 19:30

Attendance: 100

Center Zamet

Referees: Ramesh Thiyagarajah (GER) / Suresh Thiyagarajah (GER)

Shot distribution by player

2 M. Bjergfelt 1 block 1/1	3 T. Schmidt 1 miss. 1/1	4 N. Nielsen 1 post 0/1 1/1	5 T. Tombak 2 post 1 miss. 1/1 0/1 4/4 1/1	6 N. Larsson 1/1 2/4	7 L. Vilhelmsen 1/2 2/2 4/4	8 K. Pedersen 1 miss.
10 F. Pedersen 3/3 1/1 1/1 0/1	11 M. Lauridsen 1/1 0/1 1/1	15 W. Dalby 1/1	21 S. Overby 1 miss. 1/1	25 M. Dahlgaard 1/1	32 E. Tonnesen 1/2 1/1 1/1	34 F. Jagerum 1/1 0/1 1/1

TOTAL

3/4	2/3	11/12
	1/1	0/2
7/8	1/1	9/12

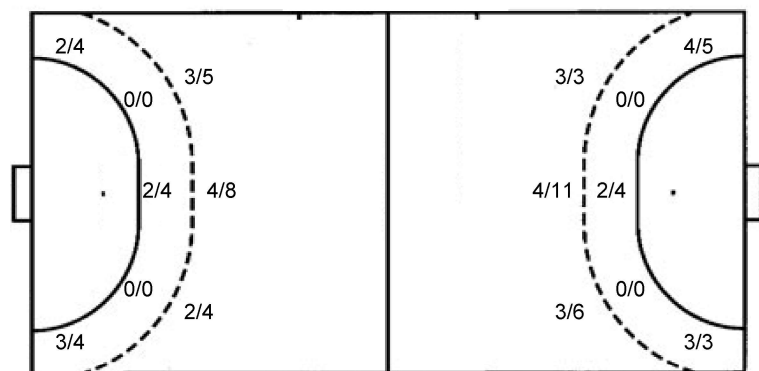
3 post 4 miss. 1 block

Saves distribution goalkeepers

12 M. Eichhorst 1/6 2/7 4/6 0/2	16 S. Lundorf 1/4 1/1 0/2 0/1 0/1 1/5 0/1 0/1	TOTAL 2/10 1/1 2/9 0/1 0/1 5/11 0/1 0/3
--	--	--

Shots by position

ATTACK



7m penalties 1/1
Fastbreak 5/7
Breakthrough 11/13
Long dist. 2/2

DEFENSE

7m penalties 3/3
Fastbreak 1/1
Breakthrough 5/10
Long dist. 1/1

Shooting statistics

Position	Goals	Sav.	Miss.	Post	Blk.	Total	%
Back (9m)	9	4	2	1	1	17	53
Line (6m)	2	0	2	0	0	4	50
Wing	5	2	0	1	0	8	63
7m penalties	1	0	0	0	0	1	100
Fastbreak	5	2	0	0	0	7	71
Breakthrough	11	1	0	1	0	13	85
Total	33	9	4	3	1	50	66

Jersey number Tot. Total shooting 6m 6m (line) shooting 9m 9m shooting Wng Wing shooting FB Fastbreak sh. 7m 7m penalty sh.
Brk. Breakthrough sh. LD Long distance sh. As. Assists PC Pass clear chance E7 Earned 7m pen. TF Technical faults St. Steals
2m 2m punishments C7. Committed 7m E2 Earned 2m pun. YC. Yellow cards R/B Red/Blue cards Blk. Blocks S Starting Line-up

Handball statistics and livescore by Toma-soft ltd (www.toma-soft.hr)



10th Men's Youth (U19) World Championship

Croatia

Main Round III, 2. round



Match Team Statistics

Match No. 69

Denmark 35 - 29 Norway

(15 - 14) (20 - 15)

8.8.2023. 19:30

Attendance: 100

Center Zamet

Referees: Ramesh Thiyagarajah (GER) / Suresh Thiyagarajah (GER)

Norway

#	Surname and name	S	Goals / shots								Attack				Def.			Penalties				TP			
			Tot.	%	9m	6m	Wing	7m	FB	Brk.	LD	As.	PC	E7	E2	TF	St.	C7	Blk	YC	2m		R	B	
3	IVERSEN Kasper Bjanes	S	2/2	100			2/2							1											30:57
5	NIELSEN Henrik Hestbek		4/5	80	1/2				1/1	2/2						1	1	5							26:47
6	HAVSGARD Emil		6/11	55	3/6				3/5					2				1	1		1				31:09
7	HAGENES Ola Matre	S	1/1	100			1/1																		29:24
9	BERGE Emre Christoffer	S											1	1											9:31
11	HOLTER Jens		2/3	67		2/3									1								1		26:08
12	REIERSEN Sebastian																								37:47
13	LID Lasse Sunde	S	2/6	33	2/6									4	2			4	1						41:27
16	SYVERTSEN Oscar Larsen	S																							18:30
18	JOHANSSON-KJELLEROD Jonas Lars															1	1								20:00
21	SOLOST Eirik Kulvedrosten																								26:53
24	OFTEDAL Andreas Hansen		2/3	67	2/3										1			2							25:53
25	SOLHEIM Mikkel	S	2/5	40	2/2				0/3					2	2			2							35:46
26	TYSNES Endre		0/1	0	0/1																				5:32
35	OLSETH Marius	S	8/9	89		4/5	3/3											1					1		33:33
42	WALLEVIK Karl Edvard		0/1	0	0/1													3		1			1		20:43
	Team / bench																								
	UKUPNO		29/47	62	10/20	2/4	7/8	3/3	1/1	5/10	1/1			10	6	3	2	17	4	1	1	0	4	0	0

Goalkeepers		Saves / shots								
#	Surname and name	Tot.	%	9m	6m	Wing	7m	FB	Brk.	LD
12	REIERSEN Sebastian	5/26	19	2/8	0/2	0/4		2/4	1/8	
16	SYVERTSEN Oscar Larsen	4/16	25	2/5		2/3	0/1	0/3	0/4	
	TOTAL	9/42	21	4/13	0/2	2/7	0/1	2/7	1/12	0/0

Coach: Rasmus Skytte Hauge

Number of attacks: 61, Efficiency: 48%, Average Duration: 31.15 seconds

Attack by type of defense

	Shots	9m	6m	Wing	TF	E7	E2
On def. 6-0	19/33	7/15	2/4	6/7	16	1	1
On def. 5-1	0/0	0/0	0/0	0/0	0	1	1
On def. 3-2-1	4/8	3/5	0/0	0/0	1	1	0
Fastbreak	1/1				0	0	0

Defense by type

	Total	9m	6m	Wing	Stl.	C7	2m
Def. 6-0	25/36	8/14	2/4	4/5	4	0	0
Def. 5-1	1/5	1/3	0/0	0/2	0	1	0
Fastbreak	5/7				0	0	4

Attack with superiority / minority / goalkeeper out

	Attack				Reaction		
	Att.	Eff.	Shots	TF	FB	LD	Tot.
7 on 6 (GK out)	2	0%	0/2	0	0/0	0/0	0/0
6 on 6 (GK out)	6	33%	2/3	3	0/0	2/2	2/2
6 on 6	48	48%	23/35	13			
7 on 5 (GK out)	1	100%	1/1	0	0/0	0/0	0/0
6 on 5	4	75%	3/3	1			

Player superiority / GK out counted at the end of attack (in case it changes during attack)

Defense with superiority / minority / goalkeeper out

	Attack				Reaction		
	Att.	Eff.	Shots	TF	FB	LD	Tot.
7 on 6 (GK out)	2	50%	1/2	0	0/0	0/0	0/0
7 on 5 (GK out)	1	100%	1/1	0	0/0	0/0	0/0
6 on 6 (GK out)	2	50%	1/1	1	0/0	1/1	1/1
6 on 6	47	60%	28/38	9			
6 on 5	8	50%	4/6	2			
5 on 6	1	0%	0/1	0			

Numbers show attacking numbers of opponent. Lower efficiency of opponent means better defense of this team

Jersey number Tot. Total shooting 6m 6m (line) shooting 9m 9m shooting Wng Wing shooting FB Fastbreak sh. 7m 7m penalty sh.
 Brk. Breakthrough sh. LD Long distance sh. As. Assists PC Pass clear chance E7 Earned 7m pen. TF Technical faults St. Steals
 2m 2m punishments C7. Committed 7m E2 Earned 2m pun. YC. Yellow cards R/B Red/Blue cards Blk. Blocks S Starting Line-up



10th Men's Youth (U19) World Championship

Croatia

Main Round III, 2. round



Match Team Statistics

Match No. 69

Denmark 35 - 29 Norway

(15 - 14) (20 - 15)

8.8.2023. 19:30

Attendance: 100

Center Zamet

Referees: Ramesh Thiyagarajah (GER) / Suresh Thiyagarajah (GER)

Shot distribution by player

3 K. Iversen

2/2		

5 H. Nielsen

1/1		1/1
2/2		

1 miss.

6 E. Havsgard

	0/1	1/1
		1/1
3/4	1/1	

1 post 2 miss.

7 O. Hagenes

1/1 lob

9 E. Berge

11 J. Holter

1/1		
0/1		1/1

13 L. Lid

1/1		1/3

1 post 1 miss.

18 J. Johansson-Kjellerod

21 E. Solost

24 A. Oftedal

1/1		1/1
0/1		

25 M. Solheim

1/1		1/1
0/1		

2 miss.

26 E. Tysnes

0/1		

35 M. Olseth

1/2		2/2
1/1	1/1	
1/1		2/2

42 K. Wallevik

0/1		

TOTAL

8/10	0/1	7/9
1/1	1/1	1/1
6/11	1/1	3/3

2 post 6 miss. 1/1 lob

Saves distribution goalkeepers

12 S. Reiersen

1/3	0/1	0/5
		1/1
1/6	0/1	2/9

16 O. Syvertsen

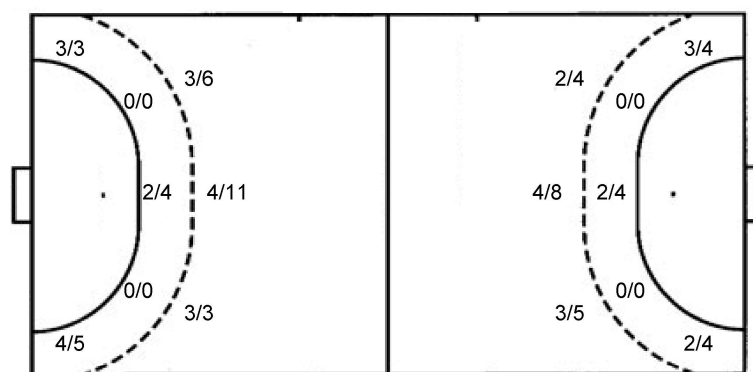
0/1	1/2	1/7
		1/1
0/2		1/3

TOTAL

1/4	1/3	1/12
		2/2
1/8	0/1	3/12

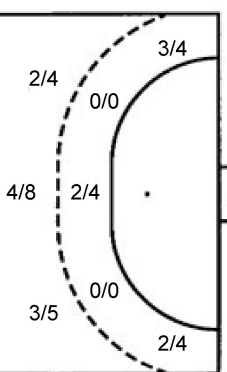
Shots by position

ATTACK



7m penalties 3/3
 Fastbreak 1/1
 Breakthrough 5/10
 Long dist. 1/1

DEFENSE



7m penalties 1/1
 Fastbreak 5/7
 Breakthrough 11/13
 Long dist. 2/2

Shooting statistics

Position	Goals	Sav.	Miss.	Post	Blk.	Total	%
Back (9m)	10	5	3	2	0	20	50
Line (6m)	2	2	0	0	0	4	50
Wing	7	1	0	0	0	8	88
7m penalties	3	0	0	0	0	3	100
Fastbreak	1	0	0	0	0	1	100
Breakthrough	5	2	3	0	0	10	50
Total	28	10	6	2	0	46	61

Jersey number Tot. Total shooting 6m 6m (line) shooting 9m 9m shooting Wng Wing shooting FB Fastbreak sh. 7m 7m penalty sh.
 Brk. Breakthrough sh. LD Long distance sh. As. Assists PC Pass clear chance E7 Earned 7m pen. TF Technical faults St. Steals
 2m 2m punishments C7. Committed 7m E2 Earned 2m pun. YC. Yellow cards R/B Red/Blue cards Blk. Blocks S Starting Line-up

Handball statistics and livescore by Toma-soft ltd (www.toma-soft.hr)

