



# 10th Men's Youth (U19) World Championship

Croatia

Main Round II, 2. round



Match Team Statistics

Match No. 67

## Egypt 35 - 42 Spain

(17 - 20) (18 - 22)

8.8.2023. 19:30

Attendance: 150

Josip Samardžija Bepo Hall

Referees: Yann Carmaux (FRA) / Julien Mursch (FRA)

### Egypt

#	Surname and name	S	Goals / shots							Attack					Def.			Penalties			TP					
			Tot.	%	9m	6m	Wing	7m	FB	Brk.	LD	As.	PC	E7	E2	TF	St.	C7	Blk	YC		2m	R	B		
3	ELSAYED Mohamed		1/1	100												1										20:45
5	KHALLAF Mohamed	S	2/5	40			2/2	0/1	0/1																	31:06
7	SHEHATA Omar	S																								2:45
8	HASHAD Ziad		4/5	80					0/1						2	1		1	2							20:42
10	ABDELRAHIM Ziad	S	1/2	50	1/1				0/1															1		28:05
12	ELKHATIEB Omar		1/1	100											1/1	1										12:09
14	RAGAB Feras	S	4/5	80		3/3				1/1	0/1				1		1	2	1				1			53:32
16	AHMED Youssef																									15:02
20	MASOUD Belal	S	4/6	67		1/2	1/1	2/3							1	1	1		1	1				1		47:09
22	MAHMOUD Mohamed		5/5	100						4/4	1/1				1	1	1		1	1				2		39:06
30	SALAMA Youssef	S	0/1	0																						25:17
55	ELKHOUGA Ahmed		4/7	57	3/5	0/1				1/1					1			1	2							30:30
64	ABDELHADY Omar		0/1	0						0/1																6:38
71	SALEM Yassin		0/1	0				0/1									1	1	2							26:41
96	ISMAIL Ahmed		2/2	100		2/2													1					1		22:58
99	ELBATTAWI Mohamed	S	7/12	58	2/6			1/1		3/3	1/2	2			2			3		1				2		37:33
Team / bench																								1		
UKUPNO			35/54	65	6/12	6/8	3/4	3/7	1/3	13/14	3/6	10	3	7	8	18	3	4	0	1	9	1	0			

#	Surname and name	Saves / shots								
		Tot.	%	9m	6m	Wing	7m	FB	Brk.	LD
12	ELKHATIEB Omar	3/10	30	1/1		1/3			1/6	
16	AHMED Youssef	1/12	8	0/3	0/1	0/2	1/3	0/2	0/1	
30	SALAMA Youssef	6/25	24	2/4	2/5	1/3		0/6	1/7	
TOTAL		10/47	21	3/8	2/6	2/8	1/3	0/8	2/14	0/0

Coach: Mohamed Elalfy

Number of attacks: 67, Efficiency: 52%, Average Duration: 27.33 seconds

### Attack by type of defense

	Shots	9m	6m	Wing	TF	E7	E2
On def. 6-0	12/16	3/6	2/3	2/2	8	3	2
On def. 5-1	13/17	2/5	3/4	1/1	10	3	6
On def. press.	1/2	0/0	1/1	0/1	0	1	0
Fastbreak	1/3				0	0	0

### Defense by type

	Total	9m	6m	Wing	Stl.	C7	2m
Def. 6-0	19/29	5/7	3/4	4/7	3	4	0
Def. 5-1	3/6	0/1	0/2	0/0	0	0	0
Fastbreak	8/9				0	0	9

### Attack with superiority / minority / goalkeeper out

	Attack				Reaction		
	Att.	Eff.	Shots	TF	FB	LD	Tot.
7 on 6 (GK out)	4	25%	1/2	2	0/0	0/0	0/0
7 on 4 (GK out)	1	100%	1/1	0	0/0	0/0	0/0
6 on 6 (GK out)	11	73%	8/8	3	0/0	4/4	4/4
6 on 5 (GK out)	5	60%	3/4	1	0/0	1/1	1/1
6 on 6	28	54%	15/21	7			
6 on 5	13	31%	4/9	4			
6 on 3	2	50%	1/2	0			
5 on 6	2	50%	1/1	1			
5 on 5	1	100%	1/1	0			

Player superiority / GK out counted at the end of attack (in case it changes during attack)

### Defense with superiority / minority / goalkeeper out

	Attack				Reaction		
	Att.	Eff.	Shots	TF	FB	LD	Tot.
7 on 6 (GK out)	2	100%	2/2	0	1/1	0/0	1/1
6 on 6 (GK out)	9	22%	2/7	2	0/0	2/4	2/4
4 on 6 (GK out)	1	100%	1/1	0	0/0	0/0	0/0
6 on 6	30	67%	20/25	5			
5 on 6	3	100%	3/3	0			
4 on 6	1	100%	1/1	0			
7 on 5 (GK out)	1	100%	1/1	0	0/0	0/0	0/0
6 on 5 (GK out)	4	50%	2/3	1	0/0	1/1	1/1
6 on 5	14	64%	9/13	1			
5 on 5	2	50%	1/1	1			

Numbers show attacking numbers of opponent. Lower efficiency of opponent means better defense of this team

# Jersey number Tot. Total shooting 6m 6m (line) shooting 9m 9m shooting Wng Wing shooting FB Fastbreak sh. 7m 7m penalty sh.  
 Brk. Breakthrough sh. LD Long distance sh. As. Assists PC Pass clear chance E7 Earned 7m pen. TF Technical faults St. Steals  
 2m 2m punishments C7. Committed 7m E2 Earned 2m pun. YC. Yellow cards R/B Red/Blue cards Blk. Blocks S Starting Line-up

Handball statistics and livescore by Toma-soft ltd (www.toma-soft.hr)



# 10th Men's Youth (U19) World Championship

Croatia

Main Round II, 2. round



Match Team Statistics

Match No. 67

## Egypt 35 - 42 Spain

(17 - 20) (18 - 22)

8.8.2023. 19:30

Attendance: 150

Josip Samardžija Bepo Hall

Referees: Yann Carmaux (FRA) / Julien Mursch (FRA)

### Shot distribution by player

**3 M. Elsayed**

		1/1

**5 M. Khallaf**

0/1		
		2/2

1 miss. 1 block

**7 O. Shehata**


**8 Z. Hashad**

	0/1	
3/3	1/1	

**10 Z. Abdelrahim**

1/1		

1 miss.

**14 F. Ragab**

	1/1	
	0/1	
		3/3

**20 B. Masoud**

1/1		1/1
0/1		
		2/2

1 miss.

**22 M. Mahmoud**

	1/1	2/2
1/1		1/1

**55 A. Elkhouga**

		1/1
1/1	0/1	2/2

1 post 1 miss.

**64 O. Abdelhady**

		0/1

**71 Y. Salem**

	0/1	

**96 A. Ismail**

	2/2	

**99 M. Elbattawi**

	1/1	2/2
1/2	1/1	
2/2		

1 post 3 miss.

**TOTAL**

1/1	2/2	4/4
1/4	2/5	2/3
8/8	3/4	11/11

2 post 7 miss. 1 block

### Saves distribution goalkeepers

**12 O. Elkhatieb**

0/1		1/3
0/1	2/2	0/3

**16 Y. Ahmed**

1/4		0/2
0/1	0/1	0/4

**30 Y. Salama**

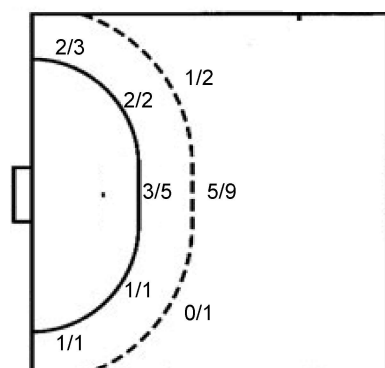
1/5		1/5
0/1	2/2	0/1
0/3	1/2	1/6

**TOTAL**

2/9		1/7
0/2	2/2	1/4
0/5	3/5	1/13

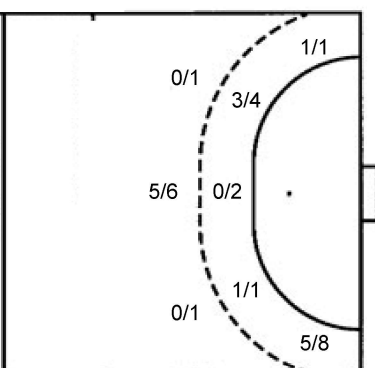
### Shots by position

**ATTACK**



7m penalties 3/7  
Fastbreak 1/3  
Breakthrough 13/14  
Long dist. 3/6

**DEFENSE**



7m penalties 2/4  
Fastbreak 8/9  
Breakthrough 12/16  
Long dist. 5/5

### Shooting statistics

Position	Goals	Sav.	Miss.	Post	Blk.	Total	%
Back (9m)	6	2	3	1	0	12	50
Line (6m)	6	0	1	1	0	8	75
Wing	3	1	0	0	0	4	75
7m penalties	3	3	1	0	0	7	43
Fastbreak	1	1	1	0	0	3	33
Breakthrough	13	1	0	0	0	14	93
<b>Total</b>	<b>32</b>	<b>8</b>	<b>6</b>	<b>2</b>	<b>0</b>	<b>48</b>	<b>67</b>

# Jersey number Tot. Total shooting 6m 6m (line) shooting 9m 9m shooting Wng Wing shooting FB Fastbreak sh. 7m 7m penalty sh.  
Brk. Breakthrough sh. LD Long distance sh. As. Assists PC Pass clear chance E7 Earned 7m pen. TF Technical faults St. Steals  
2m 2m punishments C7. Committed 7m E2 Earned 2m pun. YC. Yellow cards R/B Red/Blue cards Blk. Blocks S Starting Line-up

Handball statistics and livescore by Toma-soft ltd (www.toma-soft.hr)



# 10th Men's Youth (U19) World Championship

Croatia

Main Round II, 2. round



Match Team Statistics

Match No. 67

## Egypt 35 - 42 Spain

(17 - 20) (18 - 22)

8.8.2023. 19:30

Attendance: 150

Josip Samardžija Bepo Hall

Referees: Yann Carmaux (FRA) / Julien Mursch (FRA)

### Spain

#	Surname and name	S	Goals / shots									Attack					Def.			Penalties			TP						
			Tot.	%	9m	6m	Wing	7m	FB	Brk.	LD	As.	PC	E7	E2	TF	St.	C7	Blk	YC	2m	R		B					
2	OCANA MATAS Carlos		2/4	50	1/1							1/3			4	1					1								32:53
3	CASTILLO OLIVERAS Ferran	S	8/8	100	1/1	1/1						6/6			2	3		2	3									40:45	
4	AJA GÁRATE Jokin		0/1	0		0/1													1									16:57	
6	CIKUSA I JELICIC Djordje	S	2/5	40	1/2					0/1	1/2			6	2	2	3	2	1							2		39:08	
7	ROMERO HOLGUIN Víctor	S	8/10	80		3/5				2/2		3/3		1		1	1	1	2		1					1		43:27	
8	HERRERO POLVOROSA Pablo		2/3	67	0/1							2/2						1								2		14:36	
9	CONDE ALCARAZ Ezequiel																											2:52	
10	BARRUFET TORREBEJANO Ian	S	5/6	83			1/1	0/1	4/4					1						1	1							41:03	
12	PEREZ MENDEZ Alvaro													1												1		27:17	
13	GUIJARRO MORENO Pablo													2						2	1						1	17:53	
14	FERNÁNDEZ-MARTOS HERRERO José María																												
15	CIKUSA I JELICIC Petar	S	4/6	67	2/3				1/1	1/2				3	3		1	2	2	1						2		28:43	
16	AMORES HERNANDEZ Pol	S												2														25:48	
17	ARZOZ AZOFRA Iosu		1/1	100					1/1												1					1		32:32	
18	GONZÁLEZ MOLCITI Xavier	S	0/1	0				0/1						1				1			1							22:28	
19	DELGADO MOLINA Alberto		10/13	77			5/8	2/2		1/1	2/2					1	2			1								32:32	
	Team / bench																									1			
	UKUPNO		42/58	72	5/8	4/7	6/9	2/4	8/9	12/16	5/5			23	9	4	9	10	9	7	2	1	9	1	0				

#	Surname and name	Saves / shots								
		Tot.	%	9m	6m	Wing	7m	FB	Brk.	LD
12	PEREZ MENDEZ Alvaro	3/18	17	1/4	0/4		1/3	1/1	0/6	
16	AMORES HERNANDEZ Pol	5/21	24	1/4	0/2	1/4	2/3		1/8	
	TOTAL	8/39	21	2/8	0/6	1/4	3/6	1/1	1/14	0/0

Coach: Javier Fernández López

Number of attacks: 67, Efficiency: 63%, Average Duration: 26.07 seconds

### Attack by type of defense

	Shots	9m	6m	Wing	TF	E7	E2
On def. 6-0	19/29	5/7	3/4	4/7	10	4	8
On def. 5-1	3/6	0/1	0/2	0/0	0	0	1
Fastbreak	8/9				0	0	0

### Defense by type

	Total	9m	6m	Wing	Stl.	C7	2m
Def. 6-0	12/16	3/6	2/3	2/2	3	3	0
Def. 5-1	13/17	2/5	3/4	1/1	6	3	0
Def. press.	1/2	0/0	1/1	0/1	0	1	0
Fastbreak	1/3				0	0	9

### Attack with superiority / minority / goalkeeper out

	Attack				Reaction		
	Att.	Eff.	Shots	TF	FB	LD	Tot.
7 on 6 (GK out)	2	100%	2/2	0	1/1	0/0	1/1
6 on 6 (GK out)	9	22%	2/7	2	0/0	2/4	2/4
4 on 6 (GK out)	1	100%	1/1	0	0/0	0/0	0/0
6 on 6	30	67%	20/25	5			
5 on 6	3	100%	3/3	0			
4 on 6	1	100%	1/1	0			
7 on 5 (GK out)	1	100%	1/1	0	0/0	0/0	0/0
6 on 5 (GK out)	4	50%	2/3	1	0/0	1/1	1/1
6 on 5	14	64%	9/13	1			
5 on 5	2	50%	1/1	1			

Player superiority / GK out counted at the end of attack (in case it changes during attack)

### Defense with superiority / minority / goalkeeper out

	Attack				Reaction		
	Att.	Eff.	Shots	TF	FB	LD	Tot.
7 on 6 (GK out)	4	25%	1/2	2	0/0	0/0	0/0
7 on 4 (GK out)	1	100%	1/1	0	0/0	0/0	0/0
6 on 6 (GK out)	11	73%	8/8	3	0/0	4/4	4/4
6 on 5 (GK out)	5	60%	3/4	1	0/0	1/1	1/1
6 on 6	28	54%	15/21	7			
6 on 5	13	31%	4/9	4			
6 on 3	2	50%	1/2	0			
5 on 6	2	50%	1/1	1			
5 on 5	1	100%	1/1	0			

Numbers show attacking numbers of opponent. Lower efficiency of opponent means better defense of this team

# Jersey number Tot. Total shooting 6m 6m (line) shooting 9m 9m shooting Wng Wing shooting FB Fastbreak sh. 7m 7m penalty sh.  
 Brk. Breakthrough sh. LD Long distance sh. As. Assists PC Pass clear chance E7 Earned 7m pen. TF Technical faults St. Steals  
 2m 2m punishments C7. Committed 7m E2 Earned 2m pun. YC. Yellow cards R/B Red/Blue cards Blk. Blocks S Starting Line-up



# 10th Men's Youth (U19) World Championship

Croatia

Main Round II, 2. round



## Match Team Statistics

Match No. 67

## Egypt 35 - 42 Spain

(17 - 20) (18 - 22)

8.8.2023. 19:30

Attendance: 150

Josip Samardžija Bepo Hall

Referees: Yann Carmaux (FRA) / Julien Mursch (FRA)

### Shot distribution by player

#### 2 C. Ocana Matas

1/1		
	0/1	1/1

1 miss.

#### 3 F. Castillo Oliveras

2/2		1/1
		1/1
		4/4

#### 4 J. Aja Gárate


1 miss.

#### 6 D. Cikusa I Jelcic

		0/1
	0/1	2/2

1 post

#### 7 V. Romero Holguin

2/2		
1/1	1/2	
1/1	3/4	

#### 8 P. Herrero Polvorosa

		1/1
	0/1	1/1

#### 9 E. Conde Alcaraz


#### 10 I. Barrufet Torrebajano

1/1		3/3
1/1		

1 post

#### 13 P. Guijarro Moreno


#### 14 J. Fernández-Martos Herrero


#### 15 P. Cikusa I Jelcic

0/1		1/1
2/2		1/1

1 post

#### 17 I. Arzoz Azofra

		1/1

#### 18 X. González Unciti

0/1		

#### 19 A. Delgado Molina

1/1		
1/1	2/2	0/1
1/1	1/1	4/5

1 post

### TOTAL

7/9		6/7
2/2	3/5	3/4
5/5	4/7	12/13

4 post 2 miss.

### Saves distribution goalkeepers

#### 12 A. Perez Mendez

0/1	0/1	0/1
2/2		1/2
0/5	0/1	0/5

#### 16 P. Amores Hernandez

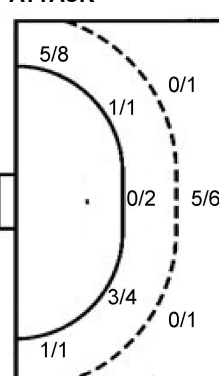
	0/1	0/3
1/2	3/3	0/1
0/3	1/3	0/5

### TOTAL

0/1	0/2	0/4
3/4	3/3	1/3
0/8	1/4	0/10

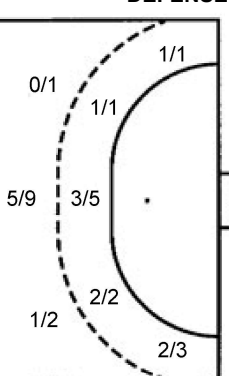
### Shots by position

#### ATTACK



7m penalties 2/4  
Fastbreak 8/9  
Breakthrough 12/16  
Long dist. 5/5

#### DEFENSE



7m penalties 3/7  
Fastbreak 1/3  
Breakthrough 13/14  
Long dist. 3/6

### Shooting statistics

Position	Goals	Sav.	Miss.	Post	Blk.	Total	%
Back (9m)	5	3	0	0	0	8	63
Line (6m)	4	2	1	0	0	7	57
Wing	6	2	0	1	0	9	67
7m penalties	2	1	0	1	0	4	50
Fastbreak	8	0	0	1	0	9	89
Breakthrough	12	2	1	1	0	16	75
<b>Total</b>	<b>37</b>	<b>10</b>	<b>2</b>	<b>4</b>	<b>0</b>	<b>53</b>	<b>70</b>

# Jersey number Tot. Total shooting 6m 6m (line) shooting 9m 9m shooting Wng Wing shooting FB Fastbreak sh. 7m 7m penalty sh.  
Brk. Breakthrough sh. LD Long distance sh. As. Assists PC Pass clear chance E7 Earned 7m pen. TF Technical faults St. Steals  
2m 2m punishments C7. Committed 7m E2 Earned 2m pun. YC. Yellow cards R/B Red/Blue cards Blk. Blocks S Starting Line-up

Handball statistics and livescore by Toma-soft ltd (www.toma-soft.hr)



# 10th Men's Youth (U19) World Championship

## Croatia

### Main Round II, 2. round



#### Match Team Statistics

Match No. 67

## Egypt 35 - 42 Spain

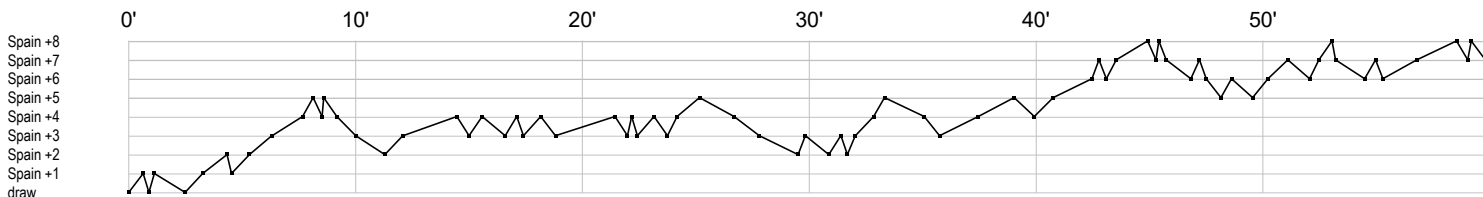
(17 - 20) (18 - 22)

8.8.2023. 19:30

Attendance: 150

Josip Samardžija Bepo Hall

Referees: Yann Carmaux (FRA) / Julien Mursch (FRA)



### Egypt

3	Elsayed M		t	i	t	i	e	a 2	g t t
5	Khallaf M		g	g	f b	2	f	f	
7	Shehata O								
8	Hashad Z				a	g a p	g	t	g gi tf
10	Abdelrahim Z		2						f
12	Elkhatieb O							r ar r	r r sg sr s r
14	Ragab F		i f	g	t		g a c g	g i e r	
16	Ahmed Y				s		r r r r	r r r r r r	
20	Masoud B		g f	et	g c	g	g	f bp	a 2
22	Mahmoud M		a t e p				g	b	g g 2
30	Salama Y		r r r r s r r s r r	ss r fsr r	r r r r	s r			
55	Elkhouga A		g g ai f	g	g f	t		t f	
64	Abdelhady O				tf				
71	Salem Y					t		t	j e f
96	Ismail A				g	c 2			i g
99	Elbattawi M		g t f	f	g 2	g	f t	g f a g f e c 2	g t a e

### Spain

2	Ocana Matas				p	g	gba	a	a	a x f
3	Castillo		a	t	g i	p g g g	g	p	a t gi g t	g p
4	Aja Gárate J				f	t				
6	Cikusa I		f	2	f 2	t ba	a	ei	p g	g ei t i a a f a p
7	Romero		b g g f g f g t	a x g 2				e g	g	b g
8	Herrero		gi	f						g 2c 2
9	Conde									
10	Barrufet		g	g	g		f	g	c b g	a
12	Perez		r	s		r r sr r rs r	r r	r ar rr r r		2
13	Gujjarro				ba					ba rc
14	Fernández-Ma									
15	Cikusa I		g a pc a pbg p	2	f b g a		2	f t	g	t i
16	Amores		r r as	r r r	r s r r r r	r		s		s r r r sar r
17	Arzoz Azofra I					g	c			2
18	González		a	c						
19	Delgado				g e	f	f	g g g gi	g g g	i f g g c

In game	g Goal scored	f Missed shot	a Assist	t Technical faults	b Steal
2 2min suspension	e Eearned 7m	c Committed 7m	y Yellow card	r Red Card	k Blue card
i Eearned 2min.	x Block	4 4min suspension	p Pass for clear chance	s Saved shot	r Received goal