



# 10th Men's Youth (U19) World Championship

Croatia

Main Round I, 2. round



Match Team Statistics

Match No. 65

## Croatia 28 - 28 Hungary

(15 - 11) (13 - 17)

8.8.2023. 19:30

Attendance: 1200

Arena Varaždin

Referees: German Araujo (URU) / Nicolas Perdomo (URU)

### Croatia

#	Surname and name	S	Goals / shots								Attack				Def.			Penalties			TP			
			Tot.	%	9m	6m	Wing	7m	FB	Brk.	LD	As.	PC	E7	E2	TF	St.	C7	Blk	YC		2m	R	B
1	HERCEG Tin	S																						0:05
2	GLIVETIC Vito	S	2/7	29		1/2				1/4	0/1	4	3	2		6								40:55
3	BAJAN Marko	S	9/11	82		1/1	2/4	5/5		1/1		1							1					39:59
4	IVANIŠEVIĆ Tonći														1									7:51
5	MOLC Maksimilijan	S	3/3	100			1/1		2/2															46:56
6	CAPRIC Aleksandar	S	2/7	29	0/4					2/3		3	1	3		5		1				1		45:36
7	ZOVAK Fran		1/1	100			1/1					1				2								20:13
8	BOROVEC TIAN		1/2	50	1/2							2	2		1	1						1		24:01
9	BARTOLIĆ Gabrijel											3	1											31:23
12	PRPIĆ Marko		0/1	0						0/1														56:15
13	KRUPIC Petar	S	1/5	20	0/2					1/3		2			1									27:43
17	KRSTIĆ Franko	S	7/9	78		7/9									1							1		55:04
19	PETROVIĆ Ivan		1/2	50		1/2									1									4:44
21	COSIĆ Adrian		1/2	50			0/1		1/1															11:57
36	BJELIŠ Karlo																					1		7:18
Team / bench																								
UKUPNO			28/50	56	1/8	10/14	4/7	5/5	3/3	5/11	0/2	16	7	5	3	16	1	1	0	0	4	0	0	

#	Surname and name	Saves / shots								
		Tot.	%	9m	6m	Wing	7m	FB	Brk.	LD
1	HERCEG Tin									
12	PRPIĆ Marko	17/44	39	9/22	5/9	2/9	1/1	0/1	0/2	
TOTAL		17/44	39	9/22	5/9	2/9	1/1	0/1	0/2	0/0

Coach: Krešo Ivanković

Number of attacks: 63, Efficiency: 44%, Average Duration: 30.81 seconds

### Attack by type of defense

	Shots	9m	6m	Wing	TF	E7	E2
On def. 6-0	20/40	1/8	10/14	4/7	15	5	3
On def. press.	0/0	0/0	0/0	0/0	1	0	0
Fastbreak	3/3				0	0	0

### Defense by type

	Total	9m	6m	Wing	Stl.	C7	2m
Def. 6-0	13/28	7/16	2/6	3/5	0	0	0
Def. 5-1	13/20	6/9	2/5	4/5	1	1	0
Fastbreak	1/2				0	0	4

### Attack with superiority / minority / goalkeeper out

	Attack				Reaction		
	Att.	Eff.	Shots	TF	FB	LD	Tot.
7 on 6 (GK out)	4	100%	4/4	0	0/0	0/0	0/0
6 on 6 (GK out)	5	20%	1/3	2	0/0	1/1	1/1
6 on 6	45	44%	20/34	11			
6 on 5	8	25%	2/5	3			
5 on 6	1	100%	1/1	0			

Player superiority / GK out counted at the end of attack (in case it changes during attack)

### Defense with superiority / minority / goalkeeper out

	Attack				Reaction		
	Att.	Eff.	Shots	TF	FB	LD	Tot.
7 on 6 (GK out)	18	39%	7/14	4	0/0	0/2	0/2
6 on 6 (GK out)	4	25%	1/4	0	0/0	0/0	0/0
6 on 6	31	45%	14/23	8			
5 on 6	1	0%	0/0	1			
7 on 5 (GK out)	1	0%	0/1	0	0/0	0/0	0/0
6 on 5	8	75%	6/8	0			

Numbers show attacking numbers of opponent. Lower efficiency of opponent means better defense of this team

# Jersey number Tot. Total shooting 6m 6m (line) shooting 9m 9m shooting Wng Wing shooting FB Fastbreak sh. 7m 7m penalty sh.  
 Brk. Breakthrough sh. LD Long distance sh. As. Assists PC Pass clear chance E7 Earned 7m pen. TF Technical faults St. Steals  
 2m 2m punishments C7. Committed 7m E2 Earned 2m pun. YC. Yellow cards R/B Red/Blue cards Blk. Blocks S Starting Line-up



# 10th Men's Youth (U19) World Championship

Croatia

Main Round I, 2. round



## Match Team Statistics

Match No. 65

## Croatia 28 - 28 Hungary

(15 - 11) (13 - 17)

8.8.2023. 19:30

Attendance: 1200

Arena Varaždin

Referees: German Araujo (URU) / Nicolas Perdomo (URU)

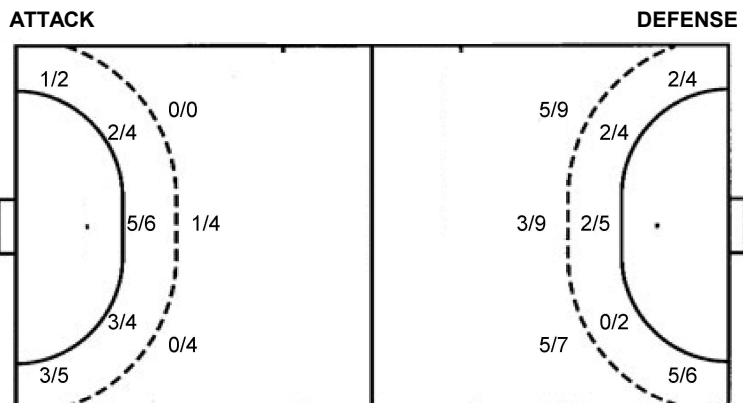
### Shot distribution by player

<b>2 V. Glivetić</b>	<b>3 M. Bajan</b>	<b>4 T. Ivanišević</b>	<b>5 M. Molc</b>	<b>6 A. Čaprić</b>	<b>7 F. Zovak</b>	<b>8 T. Borovec</b>
0/1 0/1	1/1 1/1					1/1
0/1 2/2	3/4 1/1 2/2		3/3	2/4	1/1	
1 post 1 miss.	1 post 1/1 lob			1 post 1 miss. 1 block		1 miss.
<b>9 G. Bartolić</b>	<b>13 P. Krupić</b>	<b>17 F. Krstić</b>	<b>19 I. Petrović</b>	<b>21 A. Čosić</b>	<b>36 K. Bjeliš</b>	<b>TOTAL</b>
	0/1	1/2		0/1		1/1
	1/1	3/4 1/1 2/2	1/2	1/1		0/1 0/1 3/6
	2 post 1 miss.					12/15 2/3 9/11
						5 post 4 miss. 1 block 1/1 lob

### Saves distribution goalkeepers

<b>1 T. Herceg</b>	<b>12 M. Prpić</b>	<b>TOTAL</b>
	1/2 2/2 1/2	1/2 2/2 1/2
	3/3 3/4	3/3 3/4
	4/13 0/4 3/14	4/13 0/4 3/14

### Shots by position



7m penalties	5/5	7m penalties	0/1
Fastbreak	3/3	Fastbreak	1/2
Breakthrough	5/11	Breakthrough	2/2
Long dist.	0/2	Long dist.	1/1

### Shooting statistics

Position	Goals	Sav.	Miss.	Post	Blk.	Total	%
Back (9m)	1	1	3	2	1	8	13
Line (6m)	10	4	0	0	0	14	71
Wing	4	2	0	1	0	7	57
7m penalties	5	0	0	0	0	5	100
Fastbreak	3	0	0	0	0	3	100
Breakthrough	5	4	0	2	0	11	45
<b>Total</b>	<b>28</b>	<b>11</b>	<b>3</b>	<b>5</b>	<b>1</b>	<b>48</b>	<b>58</b>

# Jersey number Tot. Total shooting 6m 6m (line) shooting 9m 9m shooting Wng Wing shooting FB Fastbreak sh. 7m 7m penalty sh.  
 Brk. Breakthrough sh. LD Long distance sh. As. Assists PC Pass clear chance E7 Earned 7m pen. TF Technical faults St. Steals  
 2m 2m punishments C7. Committed 7m E2 Earned 2m pun. YC. Yellow cards R/B Red/Blue cards Blk. Blocks S Starting Line-up

Handball statistics and livescore by Toma-soft ltd (www.toma-soft.hr)



# 10th Men's Youth (U19) World Championship

Croatia

Main Round I, 2. round



Match Team Statistics

Match No. 65

## Croatia 28 - 28 Hungary

(15 - 11) (13 - 17)

8.8.2023. 19:30

Attendance: 1200

Arena Varaždin

Referees: German Araujo (URU) / Nicolas Perdomo (URU)

### Hungary

#	Surname and name	S	Goals / shots								Attack					Def.			Penalties			TP			
			Tot.	%	9m	6m	Wing	7m	FB	Brk.	LD	As.	PC	E7	E2	TF	St.	C7	Blk	YC	2m		R	B	
1	LOVISTYEK László	S																							49:08
7	TERJÉK Roland		0/1	0					0/1																17:58
16	RADVÁNSZKI Attila																								0:32
17	CSÓRGO Kristóf	S	0/3	0	0/3									2											17:07
20	KATHI Sándor		2/2	100	2/2									2	5						2	1			21:50
21	FERCSIK Dániel																								
24	FEKETE Gellért István	S	4/6	67	1/1	2/4																	1		47:18
26	NAGY Adám	S	1/2	50	0/1									3										2	44:03
34	SZUCS Balázs	S	5/7	71				4/6																1	39:37
54	BALOGH Botond		2/5	40		2/5									1										29:37
68	TÖRÖK-VIDA Zsombor		0/1	0		0/1																		1	6:47
77	KOVÁCS Tamás	S	6/12	50	6/12									2											46:37
79	HERMANN Hunor																								
88	MOLNÁR Robin	S	2/3	67				2/2																1	37:43
90	TÓTH Levente		5/7	71	4/6									3	5	1	2	4							39:26
93	SZEPESI Zsombor		1/3	33		0/1	1/2																		22:17
	Team / bench																								
	UKUPNO		28/52	54	13/25	4/11	7/10	0/1	1/2	2/2	1/1			12	11	1	4	13	8	5	1	0	4	0	0

#	Surname and name	Saves / shots								
		Tot.	%	9m	6m	Wing	7m	FB	Brk.	LD
1	LOVISTYEK László	11/37	30	1/2	4/14	2/6	0/3	0/3	4/9	
16	RADVÁNSZKI Attila	0/2	0				0/2			
	TOTAL	11/39	28	1/2	4/14	2/6	0/5	0/3	4/9	0/0

Coach: Akos Kis

Number of attacks: 63, Efficiency: 44%, Average Duration: 26.76 seconds

### Attack by type of defense

	Shots	9m	6m	Wing	TF	E7	E2
On def. 6-0	13/28	7/16	2/6	3/5	6	0	2
On def. 5-1	13/20	6/9	2/5	4/5	7	1	2
Fastbreak	1/2				0	0	0

### Defense by type

	Total	9m	6m	Wing	Stl.	C7	2m
Def. 6-0	20/40	1/8	10/14	4/7	8	5	1
Fastbreak	3/3				0	0	3

### Attack with superiority / minority / goalkeeper out

	Attack				Reaction		
	Att.	Eff.	Shots	TF	FB	LD	Tot.
7 on 6 (GK out)	18	39%	7/14	4	0/0	0/2	0/2
6 on 6 (GK out)	4	25%	1/4	0	0/0	0/0	0/0
6 on 6	31	45%	14/23	8			
5 on 6	1	0%	0/0	1			
7 on 5 (GK out)	1	0%	0/1	0	0/0	0/0	0/0
6 on 5	8	75%	6/8	0			

Player superiority / GK out counted at the end of attack (in case it changes during attack)

### Defense with superiority / minority / goalkeeper out

	Attack				Reaction		
	Att.	Eff.	Shots	TF	FB	LD	Tot.
7 on 6 (GK out)	4	100%	4/4	0	0/0	0/0	0/0
6 on 6 (GK out)	5	20%	1/3	2	0/0	1/1	1/1
6 on 6	45	44%	20/34	11			
6 on 5	8	25%	2/5	3			
5 on 6	1	100%	1/1	0			

Numbers show attacking numbers of opponent. Lower efficiency of opponent means better defense of this team

# Jersey number Tot. Total shooting 6m 6m (line) shooting 9m 9m shooting Wng Wing shooting FB Fastbreak sh. 7m 7m penalty sh.  
 Brk. Breakthrough sh. LD Long distance sh. As. Assists PC Pass clear chance E7 Earned 7m pen. TF Technical faults St. Steals  
 2m 2m punishments C7. Committed 7m E2 Earned 2m pun. YC. Yellow cards R/B Red/Blue cards Blk. Blocks S Starting Line-up



# 10th Men's Youth (U19) World Championship

Croatia

Main Round I, 2. round



Match Team Statistics

Match No. 65

## Croatia 28 - 28 Hungary

(15 - 11) (13 - 17)

8.8.2023. 19:30

Attendance: 1200

Arena Varaždin

Referees: German Araujo (URU) / Nicolas Perdomo (URU)

### Shot distribution by player

<b>7 R. Terjek</b>	<b>17 K. Csörgo</b>	<b>20 S. Kathi</b>	<b>21 D. Fercsik</b>	<b>24 G. Fekete</b>	<b>26 Á. Nagy</b>	<b>34 B. Szucs</b>
0/1	0/1	2/2		0/1	1/2	1/1
0/1	0/1			1/1		0/1
	0/1			1/1		1/2
				2/2		1/1
				1 post		2/2
<b>54 B. Balogh</b>	<b>68 Z. Török-Vida</b>	<b>77 T. Kovács</b>	<b>79 H. Hermann</b>	<b>88 R. Molnár</b>	<b>90 L. Tóth</b>	<b>93 Z. Szepesi</b>
		0/1				0/1
		0/1			0/1	
1/1		1/1			3/3	
1/3	0/1	1/1		1/1	1/1	
1 miss.		1 post 1 miss.		1 post	1 post	1 miss.

### TOTAL

1/2	0/2	1/2
0/3	1/1	1/4
9/13	4/4	11/14

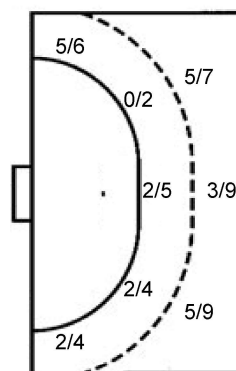
4 post 3 miss.

### Saves distribution goalkeepers

<b>1 L. Lovistyek</b>	<b>16 A. Radvánszki</b>	<b>TOTAL</b>
0/1		0/1
1/1		1/1
1/1	0/1	1/1
3/5		3/6
3/14	0/1	3/15
1/3		1/3
2/11		2/11

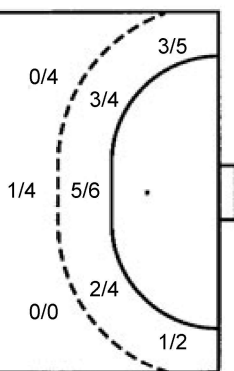
### Shots by position

#### ATTACK



7m penalties	0/1
Fastbreak	1/2
Breakthrough	2/2
Long dist.	1/1

#### DEFENSE



7m penalties	5/5
Fastbreak	3/3
Breakthrough	5/11
Long dist.	0/2

### Shooting statistics

Position	Goals	Sav.	Miss.	Post	Blk.	Total	%
Back (9m)	13	9	1	2	0	25	52
Line (6m)	4	5	1	1	0	11	36
Wing	7	2	1	0	0	10	70
7m penalties	0	1	0	0	0	1	0
Fastbreak	1	0	0	1	0	2	50
Breakthrough	2	0	0	0	0	2	100
<b>Total</b>	<b>27</b>	<b>17</b>	<b>3</b>	<b>4</b>	<b>0</b>	<b>51</b>	<b>53</b>

# Jersey number Tot. Total shooting 6m 6m (line) shooting 9m 9m shooting Wng Wing shooting FB Fastbreak sh. 7m 7m penalty sh.  
 Brk. Breakthrough sh. LD Long distance sh. As. Assists PC Pass clear chance E7 Earned 7m pen. TF Technical faults St. Steals  
 2m 2m punishments C7. Committed 7m E2 Earned 2m pun. YC. Yellow cards R/B Red/Blue cards Blk. Blocks S Starting Line-up

Handball statistics and livescore by Toma-soft ltd (www.toma-soft.hr)

