



10th Men's Youth (U19) World Championship

Croatia

President's Cup IV, 1. round



Match Team Statistics

Match No. 64

Sweden 50 - 17 USA

(24 - 10) (26 - 7)

7.8.2023. 15:00

Attendance: 110

Marino Cvetković Hall

Referees: Mohamed Chouraki (MAR) / Achraf El Mouniri (MAR)

Sweden

Players		Goals / shots									Attack				Def.			Penalties			TP					
#	Surname and name	S	Tot.	%	9m	6m	Wing	7m	FB	Brk.	LD	As.	PC	E7	E2	TF	St.	C7	Blk	YC		2m	R	B		
1	HOLMBERG SCHATZL Emil																									
4	GUSTAVSSON Linus	S	9/12	75	1/2	1/1	0/1		5/6	2/2		6	1				3								58:25	
6	HÄGGLUND JUNLER Albin	S	3/3	100		1/1				2/2		4	3			2	1	1				1			28:03	
7	MANSSON Axel	S	6/8	75		2/2		1/1	1/1	2/4		6	2				3								33:02	
8	SUNDEWALL Love	S	9/12	75		3/3	3/4		3/5					1											31:19	
9	DOUGLAS ANDERSSON Emil	S	4/5	80	1/2	1/1				2/2		5				1	2		1						33:01	
10	LENZI Rasmus																									
12	NORÉN Arvid																								0:02	
13	HASANIC HOLMGREN Isak		2/4	50	0/1	1/1				1/2		2				2	2								26:31	
14	BIEL NILSEN Isaac	S	2/6	33	0/1		1/2		0/1	1/2		3	2			2	2	1							60:00	
16	SKOOG Arvid											6													58:14	
17	SVANTESSON Adam		5/8	63		0/1	2/4		3/3			3					3	1							28:41	
19	ULIANA STARCK Theodor	S	3/3	100		3/3											1					2			24:40	
20	BJÖRKMAN Marcus		7/7	100		3/3			3/3	1/1		1				1	4	2	1	1					37:57	
32	LARSSON Arvid																								0:05	
	Team / bench																									
	UKUPNO		50/68	74	2/6	15/16	6/11	1/1	15/19	11/15	0/0	36	8	1	0	8	21	5	2	1	3	0	0			

Goalkeepers		Saves / shots								
#	Surname and name	Tot.	%	9m	6m	Wing	7m	FB	Brk.	LD
1	HOLMBERG SCHATZL Emil									
12	NORÉN Arvid									
16	SKOOG Arvid	19/36	53	9/16	1/5	7/7	2/5	0/1	0/2	
	TOTAL	19/36	53	9/16	1/5	7/7	2/5	0/1	0/2	0/0

Coach: Björn Säterström

Number of attacks: 73, Efficiency: 68%, Average Duration: 17.19 seconds

Attack by type of defense

	Shots	9m	6m	Wing	TF	E7	E2
On def. 6-0	5/8	0/1	3/3	1/2	1	0	0
On def. 5-1	26/36	2/5	10/10	5/9	7	1	0
Fastbreak	15/19				0	0	0

Defense by type

	Total	9m	6m	Wing	Stl.	C7	2m
Def. 6-0	13/40	7/24	4/6	0/8	21	5	0
Fastbreak	1/1				0	0	3

Attack with superiority / minority / goalkeeper out

	Attack				Reaction		
	Att.	Eff.	Shots	TF	FB	LD	Tot.
7 on 6 (GK out)	3	100%	3/3	0	0/0	0/0	0/0
6 on 6 (GK out)	3	67%	2/3	0	0/0	0/0	0/0
6 on 6	65	66%	43/57	8			
5 on 6	2	100%	2/2	0			

Player superiority / GK out counted at the end of attack (in case it changes during attack)

Defense with superiority / minority / goalkeeper out

	Attack				Reaction		
	Att.	Eff.	Shots	TF	FB	LD	Tot.
6 on 6	64	22%	14/37	27			
6 on 5	8	38%	3/4	4			

Numbers show attacking numbers of opponent. Lower efficiency of opponent means better defense of this team

Jersey number Tot. Total shooting 6m 6m (line) shooting 9m 9m shooting Wng Wing shooting FB Fastbreak sh. 7m 7m penalty sh.
 Brk. Breakthrough sh. LD Long distance sh. As. Assists PC Pass clear chance E7 Earned 7m pen. TF Technical faults St. Steals
 2m 2m punishments C7. Committed 7m E2 Earned 2m pun. YC. Yellow cards R/B Red/Blue cards Blk. Blocks S Starting Line-up



10th Men's Youth (U19) World Championship

Croatia

President's Cup IV, 1. round



Match Team Statistics

Match No. 64

Sweden 50 - 17 USA

(24 - 10) (26 - 7)

7.8.2023. 15:00

Attendance: 110

Marino Cvetković Hall

Referees: Mohamed Chouraki (MAR) / Achraf El Mouniri (MAR)

Shot distribution by player

4 L. Gustavsson

2/2		1/1
2/2	0/1	1/2
2/2		1/1

1 post

6 A. Hägglund Junler

		1/1
1/1		1/1

7 A. Mansson

	1/1	2/2
0/1		
3/3		

1 miss.

8 L. Sundewall

0/1		
2/2		
3/4		4/4

1 miss.

9 E. Douglas
Andersson

1/1		
1/1		
1/1	1/1	

1 block

10 R. Lenzi

13 I. Hasanic Holmgren

		1/1
	0/1	
		1/1

1 miss.

14 I. Biel Nilsen

0/2	0/1	
2/2		

1 post

17 A. Svantesson

		2/2
1/1		0/1
1/1		

2 post 1/1 lob

19 T. Uliana Starck

		1/1
	1/1	1/1

20 M. Björkman

1/1	1/1	3/3
		1/1

1/1 lob

32 A. Larsson

TOTAL

4/5	2/2	10/10
6/9	0/3	2/4
13/14	2/2	9/9

4 post 3 miss. 1 block 2/2 lob

Saves distribution goalkeepers

1 E. Holmberg
Schatzl

12 A. Norén

16 A. Skoog

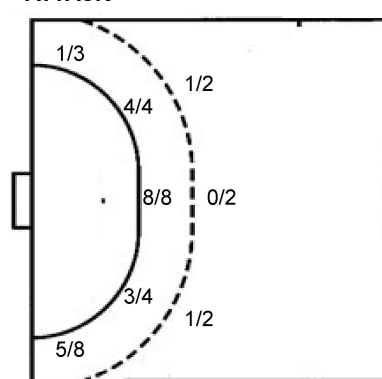
1/2		2/5
4/4		6/6
1/5	4/10	1/4

TOTAL

1/2		2/5
4/4		6/6
1/5	4/10	1/4

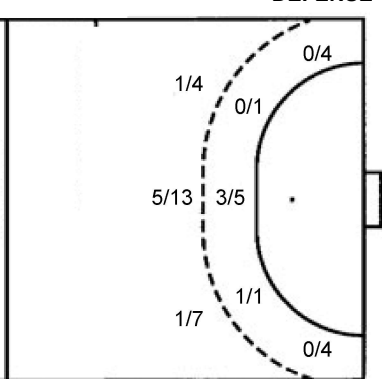
Shots by position

ATTACK



7m penalties 1/1
Fastbreak 15/19
Breakthrough 11/15
Long dist. 0/0

DEFENSE



7m penalties 3/5
Fastbreak 1/1
Breakthrough 2/2
Long dist. 0/0

Shooting statistics

Position	Goals	Sav.	Miss.	Post	Blk.	Total	%
Back (9m)	2	1	1	1	1	6	33
Line (6m)	15	0	0	1	0	16	94
Wing	6	3	0	2	0	11	55
7m penalties	1	0	0	0	0	1	100
Fastbreak	15	3	1	0	0	19	79
Breakthrough	11	3	1	0	0	15	73
Total	50	10	3	4	1	68	74

Jersey number Tot. Total shooting 6m 6m (line) shooting 9m 9m shooting Wng Wing shooting FB Fastbreak sh. 7m 7m penalty sh.
Brk. Breakthrough sh. LD Long distance sh. As. Assists PC Pass clear chance E7 Earned 7m pen. TF Technical faults St. Steals
2m 2m punishments C7. Committed 7m E2 Earned 2m pun. YC. Yellow cards R/B Red/Blue cards Blk. Blocks S Starting Line-up

Handball statistics and livescore by Toma-soft ltd (www.toma-soft.hr)



10th Men's Youth (U19) World Championship

Croatia

President's Cup IV, 1. round



Match Team Statistics

Match No. 64

Sweden 50 - 17 USA

(24 - 10) (26 - 7)

7.8.2023. 15:00

Attendance: 110

Marino Cvetković Hall

Referees: Mohamed Chouraki (MAR) / Achraf El Mouniri (MAR)

USA

Players		Goals / shots									Attack					Def.			Penalties			TP			
#	Surname and name	S	Tot.	%	9m	6m	Wing	7m	FB	Brk.	LD	As.	PC	E7	E2	TF	St.	C7	Blk	YC	2m		R	B	
1	CERCOLA Mattia	S																							15:17
2	BULOW Aiden	S	0/4	0		0/1	0/3																		50:38
3	KUHLMEYER Kaeden	S	3/5	60		1/2		1/2		1/1				1		2									37:52
4	ALCOVER PALOMINO Alfonso														1			1							28:24
6	ZINKE Fabian		0/1	0			0/1																		15:22
8	GORDON Evan		0/3	0			0/3																		17:43
9	GALLITTU John	S	0/6	0	0/5		0/1						3	2		8	1								38:47
10	DELGADO Luis Felipe																								
11	EDWARDS Benjamin	S	2/6	33	2/5			0/1				1			1	4									25:06
12	MUNGUIA Aaron	S																							14:34
13	HODGSON Ian													2		1									21:30
14	GRABNER Nepomuk	S	1/6	17	1/6								2		1	5	1								28:43
16	WIDE Grayson																								30:09
18	WOLF-BLOOM Aaron		0/3	0	0/3							2			1										18:38
19	MCCAULEY Maksim		4/6	67	0/1	3/4				1/1					2				1						37:26
86	FERNANDEZ Jordan		7/7	100	4/4			2/2	1/1				6		8	2									39:51
Team / bench																									
UKUPNO			17/47	36	7/24	4/7	0/8	3/5	1/1	2/2	0/0	3	11	5	3	31	4	1	1	0	0	0	0	0	

Goalkeepers		Saves / shots								
#	Surname and name	Tot.	%	9m	6m	Wing	7m	FB	Brk.	LD
1	CERCOLA Mattia	3/17	18	0/1	0/2	0/2	0/1	3/5	0/6	
12	MUNGUIA Aaron	2/13	15		0/3	1/1		0/4	1/5	
16	WIDE Grayson	5/30	17	1/2	0/10	2/6		0/9	2/3	
TOTAL		10/60	17	1/3	0/15	3/9	0/1	3/18	3/14	0/0

Coach: **Martin Bilello**

Number of attacks: 72, Efficiency: 24%, Average Duration: 31.61 seconds

Attack by type of defense

	Shots	9m	6m	Wing	TF	E7	E2
On def. 6-0	13/40	7/24	4/6	0/8	31	5	3
Fastbreak	1/1				0	0	0

Defense by type

	Total	9m	6m	Wing	Stl.	C7	2m
Def. 6-0	5/8	0/1	3/3	1/2	1	0	0
Def. 5-1	26/36	2/5	10/10	5/9	3	1	0
Fastbreak	15/19				0	0	0

Attack with superiority / minority / goalkeeper out

	Attack				Reaction		
	Att.	Eff.	Shots	TF	FB	LD	Tot.
6 on 6	64	22%	14/37	27			
6 on 5	8	38%	3/4	4			

Player superiority / GK out counted at the end of attack (in case it changes during attack)

Defense with superiority / minority / goalkeeper out

	Attack				Reaction		
	Att.	Eff.	Shots	TF	FB	LD	Tot.
7 on 6 (GK out)	3	100%	3/3	0	0/0	0/0	0/0
6 on 6 (GK out)	3	67%	2/3	0	0/0	0/0	0/0
6 on 6	65	66%	43/57	8			
5 on 6	2	100%	2/2	0			

Numbers show attacking numbers of opponent. Lower efficiency of opponent means better defense of this team

Jersey number Tot. Total shooting 6m 6m (line) shooting 9m 9m shooting Wng Wing shooting FB Fastbreak sh. 7m 7m penalty sh.
 Brk. Breakthrough sh. LD Long distance sh. As. Assists PC Pass clear chance E7 Earned 7m pen. TF Technical faults St. Steals
 2m 2m punishments C7. Committed 7m E2 Earned 2m pun. YC. Yellow cards R/B Red/Blue cards Blk. Blocks S Starting Line-up

Handball statistics and livescore by Toma-soft ltd (www.toma-soft.hr)



10th Men's Youth (U19) World Championship

Croatia

President's Cup IV, 1. round



Match Team Statistics

Match No. 64

Sweden 50 - 17 USA

(24 - 10) (26 - 7)

7.8.2023. 15:00

Attendance: 110

Marino Cvetković Hall

Referees: Mohamed Chouraki (MAR) / Achraf El Mouniri (MAR)

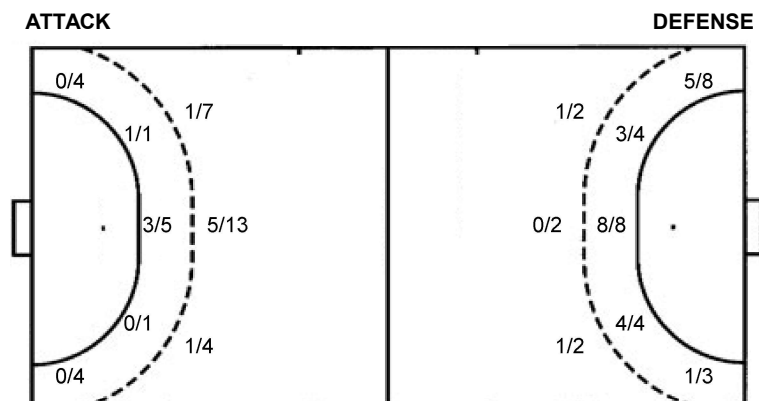
Shot distribution by player

2 A. Bulow 0/1 0/2 1 post	3 K. Kuhlmeier 0/1 2/2 1/2	4 A. Alcover Palomino	6 F. Zinke 1 miss.	8 E. Gordon 0/1 0/1	9 J. Gallittu 0/1 0/1 0/1 1 post 1 miss.	10 L. Delgado
11 B. Edwards 0/1 2/2 0/2 1 miss.	13 I. Hodgson	14 N. Grabner 1/1 0/1 0/1 1 miss. 2 block	18 A. Wolf-Bloom 0/1 0/1 1 miss.	19 M. Mccauley 1/1 2/2 2 post	86 J. Fernandez 2/2 3/3 2/2	TOTAL 1/2 3/5 0/4 0/6 4/5 6/10 3/4 4 post 5 miss. 2 block

Saves distribution goalkeepers

1 M. Cercola 1/2 0/1 0/1 0/2 1/1 1/1 0/5 0/1 0/3	12 A. Munguia 0/1 0/4 0/1 1/1 1/1 0/2 0/3	16 G. Wide 0/2 0/1 0/5 3/6 1/1 0/2 1/7 0/1 0/3	TOTAL 1/5 0/2 0/10 3/9 3/3 2/4 1/14 0/2 0/9
--	---	--	---

Shots by position



7m penalties 3/5
Fastbreak 1/1
Breakthrough 2/2
Long dist. 0/0

7m penalties 1/1
Fastbreak 15/19
Breakthrough 11/15
Long dist. 0/0

Shooting statistics

Position	Goals	Sav.	Miss.	Post	Blk.	Total	%
Back (9m)	7	9	4	2	2	24	29
Line (6m)	4	1	0	2	0	7	57
Wing	0	7	1	0	0	8	0
7m penalties	3	2	0	0	0	5	60
Fastbreak	1	0	0	0	0	1	100
Breakthrough	2	0	0	0	0	2	100
Total	17	19	5	4	2	47	36

Jersey number Tot. Total shooting 6m 6m (line) shooting 9m 9m shooting Wng Wing shooting FB Fastbreak sh. 7m 7m penalty sh.
Brk. Breakthrough sh. LD Long distance sh. As. Assists PC Pass clear chance E7 Earned 7m pen. TF Technical faults St. Steals
2m 2m punishments C7. Committed 7m E2 Earned 2m pun. YC. Yellow cards R/B Red/Blue cards Blk. Blocks S Starting Line-up

