



# 10th Men's Youth (U19) World Championship

Croatia

Main Round III, 1. round



Match Team Statistics

Match No. 58

## Norway 29 - 22 Austria

(14 - 10) (15 - 12)

7.8.2023. 19:30

Attendance: 90

Center Zamet

Referees: Santiago Martin Correa (ARG) / Agustin Conberse (ARG)

### Norway

#	Surname and name	S	Goals / shots								Attack					Def.			Penalties			TP								
			Tot.	%	9m	6m	Wing	7m	FB	Brk.	LD	As.	PC	E7	E2	TF	St.	C7	Blk	YC	2m		R	B						
3	IVERSEN Kasper Bjanes	S	7/9	78			5/6			2/3																				42:58
5	NIELSEN Henrik Hestbek		2/6	33	1/5	1/1									1														33:54	
7	HAGENES Ola Matre																												10:30	
9	BERGE Emre Christoffer		0/2	0	0/2									2													1		14:28	
11	HOLTER Jens		0/1	0	0/1																								34:04	
12	REIERSEN Sebastian																													
13	LID Lasse Sunde	S	10/15	67	6/11					3/3	1/1	5	3		1	1	1	1									2		54:56	
16	SYVERTSEN Oscar Larsen	S										1																	54:04	
18	JOHANSSON-KJELLEROD Jonas Lars																												5:19	
21	SOLOST Eirik Kulvedrosten		0/1	0		0/1																							15:22	
24	OFTEDAL Andreas Hansen		1/2	50	1/2									1															15:17	
25	SOLHEIM Mikkel	S	5/8	63	2/2					1/1	2/5	2	1	1	2	4	1												46:31	
26	TYSNES Endre																												0:02	
35	OLSETH Marius	S	4/5	80		2/2	0/1																						46:18	
42	WALLEVIK Karl Edvard	S	0/2	0	0/2																								31:24	
55	GRAN Lars	S	0/1	0	0/1									1															14:53	
	Team / bench																													
	UKUPNO		29/52	56	10/23	1/4	7/9	0/1	3/4	5/8	3/3	10	6	1	3	10	8	2	2	0	6	0	0							

#	Surname and name	Saves / shots								
		Tot.	%	9m	6m	Wing	7m	FB	Brk.	LD
12	REIERSEN Sebastian									
16	SYVERTSEN Oscar Larsen	13/35	37	6/10	2/8	2/5	1/1	0/1	2/10	
	TOTAL	13/35	37	6/10	2/8	2/5	1/1	0/1	2/10	0/0

Coach: Rasmus Skytte Hauge

Number of attacks: 57, Efficiency: 51%, Average Duration: 34.14 seconds

### Attack by type of defense

	Shots	9m	6m	Wing	TF	E7	E2
On def. 6-0	23/44	10/23	1/4	7/9	10	1	3
Fastbreak	3/4				0	0	0

### Defense by type

	Total	9m	6m	Wing	Stl.	C7	2m
Def. 6-0	21/38	4/12	6/8	3/7	8	2	0
Fastbreak	1/1				0	0	6

### Attack with superiority / minority / goalkeeper out

	Attack				Reaction		
	Att.	Eff.	Shots	TF	FB	LD	Tot.
7 on 6 (GK out)	2	50%	1/1	1	1/1	0/0	1/1
6 on 6 (GK out)	8	38%	3/6	2	0/0	0/0	0/0
5 on 6 (GK out)	1	0%	0/1	0	0/0	0/1	0/1
6 on 6	40	50%	20/33	7			
6 on 5	6	83%	5/6	0			

Player superiority / GK out counted at the end of attack (in case it changes during attack)

### Defense with superiority / minority / goalkeeper out

	Attack				Reaction		
	Att.	Eff.	Shots	TF	FB	LD	Tot.
7 on 6 (GK out)	6	50%	3/4	2	0/0	1/1	1/1
6 on 6 (GK out)	4	25%	1/2	2	0/0	2/2	2/2
6 on 6	35	40%	14/25	10			
5 on 6	1	100%	1/1	0			
7 on 5 (GK out)	1	0%	0/1	0	0/0	0/0	0/0
6 on 5 (GK out)	1	0%	0/0	1	0/0	0/0	0/0
6 on 5	8	38%	3/7	1			
6 on 4	2	0%	0/1	1			

Numbers show attacking numbers of opponent. Lower efficiency of opponent means better defense of this team

# Jersey number Tot. Total shooting 6m 6m (line) shooting 9m 9m shooting Wng Wing shooting FB Fastbreak sh. 7m 7m penalty sh.  
 Brk. Breakthrough sh. LD Long distance sh. As. Assists PC Pass clear chance E7 Earned 7m pen. TF Technical faults St. Steals  
 2m 2m punishments C7. Committed 7m E2 Earned 2m pun. YC. Yellow cards R/B Red/Blue cards Blk. Blocks S Starting Line-up



# 10th Men's Youth (U19) World Championship

Croatia

Main Round III, 1. round



## Match Team Statistics

Match No. 58

## Norway 29 - 22 Austria

(14 - 10) (15 - 12)

7.8.2023. 19:30

Attendance: 90

Center Zamet

Referees: Santiago Martin Correa (ARG) / Agustin Conberse (ARG)

## Shot distribution by player

### 3 K. Iversen

4/4		
3/3		0/2

### 5 H. Nielsen

	0/3	
		2/2

1 post

### 7 O. Hagenes


### 9 E. Berge

		0/1
	0/1	

### 11 J. Holter

		0/1

### 13 L. Lid

1/1		
	1/1	0/1
4/4		4/6

1 post 1 block

### 18 J.


Johansson-Kjellerod

### 21 E. Solost

0/1		

### 24 A. Oftedal

1/1		0/1

### 25 M. Solheim

1/1		1/1
		3/3

2 post 1 miss.

### 26 E. Tysnes


### 35 M. Olseth

		2/2
0/1	2/2	

### 42 K. Wallevik

		0/1

1 miss.

### 55 L. Gran

0/1		

## TOTAL

7/8	0/3	3/5
0/1	3/3	0/2
7/8	0/1	9/14

4 post 2 miss. 1 block

## Saves distribution goalkeepers

### 12 S. Reiersen


### 16 O. Syvertsen

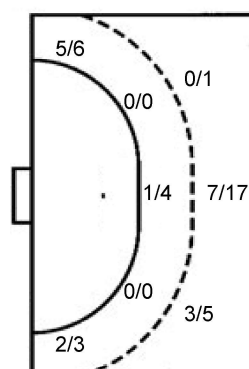
1/3	1/3	1/6
2/3	2/2	0/1
2/8	1/1	3/8

## TOTAL

1/3	1/3	1/6
2/3	2/2	0/1
2/8	1/1	3/8

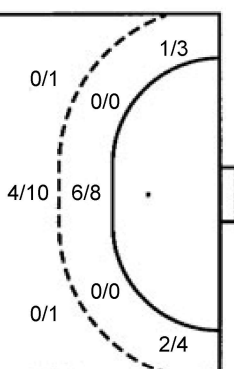
## Shots by position

### ATTACK



7m penalties	0/1
Fastbreak	3/4
Breakthrough	5/8
Long dist.	3/3

### DEFENSE



7m penalties	0/2
Fastbreak	1/1
Breakthrough	8/11
Long dist.	0/1

## Shooting statistics

Position	Goals	Sav.	Miss.	Post	Blk.	Total	%
Back (9m)	10	10	0	2	1	23	43
Line (6m)	1	2	1	0	0	4	25
Wing	7	2	0	0	0	9	78
7m penalties	0	1	0	0	0	1	0
Fastbreak	3	1	0	0	0	4	75
Breakthrough	5	0	1	2	0	8	63
<b>Total</b>	<b>26</b>	<b>16</b>	<b>2</b>	<b>4</b>	<b>1</b>	<b>49</b>	<b>53</b>

# Jersey number Tot. Total shooting 6m 6m (line) shooting 9m 9m shooting Wng Wing shooting FB Fastbreak sh. 7m 7m penalty sh.  
 Brk. Breakthrough sh. LD Long distance sh. As. Assists PC Pass clear chance E7 Earned 7m pen. TF Technical faults St. Steals  
 2m 2m punishments C7. Committed 7m E2 Earned 2m pun. YC. Yellow cards R/B Red/Blue cards Blk. Blocks S Starting Line-up

Handball statistics and livescore by Toma-soft ltd (www.toma-soft.hr)



# 10th Men's Youth (U19) World Championship

Croatia

Main Round III, 1. round



Match Team Statistics

Match No. 58

## Norway 29 - 22 Austria

(14 - 10) (15 - 12)

7.8.2023. 19:30

Attendance: 90

Center Zamet

Referees: Santiago Martin Correa (ARG) / Agustin Conberse (ARG)

### Austria

#	Surname and name	S	Goals / shots								Attack				Def.			Penalties				TP				
			Tot.	%	9m	6m	Wing	7m	FB	Brk.	LD	As.	PC	E7	E2	TF	St.	C7	Blk	YC	2m		R	B		
1	BERGMANN Leon Theodor	S	0/1	0																						54:35
2	MELESCHNIG Clemens	S	3/5	60		3/5									1											46:47
3	MÖSTL Clemens	S	5/6	83	1/1										1	1		1	1							30:34
4	WUZELLA Daniel																									0:02
5	RUDNICKI Mats		1/1	100	1/1									1												16:12
6	BÖHM Elmar	S	2/4	50			1/3			1/1														1		55:28
9	BERNKOPF-SCHNÜRCH Felix		0/3	0	0/3										1		1	2								18:04
10	KOFLER Gabriel		1/1	100	1/1													1	1							11:10
14	ALKIC Sinan		3/3	100		3/3													1	1					1	26:47
15	HOFMANN Paul	S	2/6	33	0/2					2/4				1		2	2	3								37:36
16	BOGOJEVIC Marko																									
17	HUBER Bernhard Sebastian																									3:02
18	FRITSCH Lukas		1/2	50	0/1					1/1				1	1										1	16:10
22	WUZELLA Stefan	S	2/6	33			2/4	0/2																		56:02
44	PAULNSTEINER Nicolas	S	2/4	50	1/3					1/1				5	5		1	1	1						1	47:31
59	WASTL Philip																									
	Team / bench																									
	UKUPNO		22/42	52	4/12	6/8	3/7	0/2	1/1	8/11	0/1			10	8	2	6	17	3	1	1	0	3	0	0	

#	Surname and name	Saves / shots								
		Tot.	%	9m	6m	Wing	7m	FB	Brk.	LD
1	BERGMANN Leon Theodor	16/42	38	10/20	2/3	2/9	1/1	1/4	0/5	
16	BOGOJEVIC Marko									
	TOTAL	16/42	38	10/20	2/3	2/9	1/1	1/4	0/5	0/0

Coach: Lukas Musalek

Number of attacks: 58, Efficiency: 38%, Average Duration: 28.50 seconds

### Attack by type of defense

	Shots	9m	6m	Wing	TF	E7	E2
On def. 6-0	21/38	4/12	6/8	3/7	17	2	6
Fastbreak	1/1				0	0	0

### Defense by type

	Total	9m	6m	Wing	Stl.	C7	2m
Def. 6-0	23/44	10/23	1/4	7/9	3	1	0
Fastbreak	3/4				0	0	3

### Attack with superiority / minority / goalkeeper out

	Attack				Reaction		
	Att.	Eff.	Shots	TF	FB	LD	Tot.
7 on 6 (GK out)	6	50%	3/4	2	0/0	1/1	1/1
6 on 6 (GK out)	4	25%	1/2	2	0/0	2/2	2/2
6 on 6	35	40%	14/25	10			
5 on 6	1	100%	1/1	0			
7 on 5 (GK out)	1	0%	0/1	0	0/0	0/0	0/0
6 on 5 (GK out)	1	0%	0/0	1	0/0	0/0	0/0
6 on 5	8	38%	3/7	1			
6 on 4	2	0%	0/1	1			

Player superiority / GK out counted at the end of attack (in case it changes during attack)

### Defense with superiority / minority / goalkeeper out

	Attack				Reaction		
	Att.	Eff.	Shots	TF	FB	LD	Tot.
7 on 6 (GK out)	2	50%	1/1	1	1/1	0/0	1/1
6 on 6 (GK out)	8	38%	3/6	2	0/0	0/0	0/0
5 on 6 (GK out)	1	0%	0/1	0	0/0	0/1	0/1
6 on 6	40	50%	20/33	7			
6 on 5	6	83%	5/6	0			

Numbers show attacking numbers of opponent. Lower efficiency of opponent means better defense of this team

# Jersey number Tot. Total shooting 6m 6m (line) shooting 9m 9m shooting Wng Wing shooting FB Fastbreak sh. 7m 7m penalty sh.  
 Brk. Breakthrough sh. LD Long distance sh. As. Assists PC Pass clear chance E7 Earned 7m pen. TF Technical faults St. Steals  
 2m 2m punishments C7. Committed 7m E2 Earned 2m pun. YC. Yellow cards R/B Red/Blue cards Blk. Blocks S Starting Line-up



# 10th Men's Youth (U19) World Championship

Croatia

Main Round III, 1. round



## Match Team Statistics

Match No. 58

## Norway 29 - 22 Austria

(14 - 10) (15 - 12)

7.8.2023. 19:30

Attendance: 90

Center Zamet

Referees: Santiago Martin Correa (ARG) / Agustin Conberse (ARG)

## Shot distribution by player

### 2 C. Meleschnig

0/1	1/1	
		2/3

### 3 C. Möstl

1/1	1/1	2/2
	0/1	
		1/1

### 4 D. Wuzella


### 5 M. Rudnicki

1/1		

### 6 E. Böhm

0/1		
1/1		1/2

### 9 F. Bernkopf-Schnürch

0/1	0/1	

1 block

### 10 G. Kofler

		1/1

### 14 S. Alkic

		2/2
1/1		

### 15 P. Hofmann

0/1		
1/1		1/2

1 miss. 1 block

### 17 B. Huber


### 18 L. Fritsch

1/1		
	0/1	

### 22 S. Wuzella

		0/1
		1/1
1/1		

3 post

### 44 N. Paulsteiner

	0/1	
2/3		

### 59 P. Wastl


## TOTAL

2/3	2/3	5/6
1/3	0/2	1/1
6/8	0/1	5/8

3 post 1 miss. 2 block

## Saves distribution goalkeepers

### 1 L. Bergmann

1/8	3/3	2/5
1/1		2/2
1/8	1/1	5/14

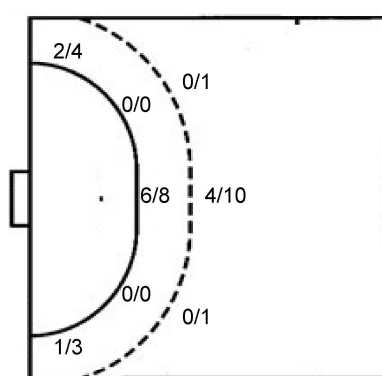
### 16 M. Bogojevic


## TOTAL

1/8	3/3	2/5
1/1		2/2
1/8	1/1	5/14

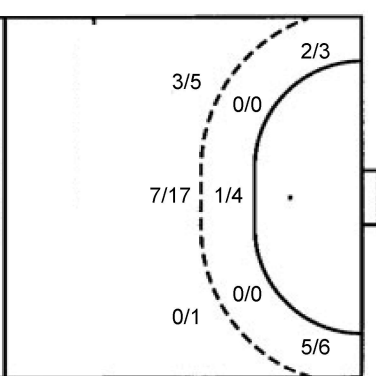
## Shots by position

### ATTACK



7m penalties 0/2  
Fastbreak 1/1  
Breakthrough 8/11  
Long dist. 0/1

### DEFENSE



7m penalties 0/1  
Fastbreak 3/4  
Breakthrough 5/8  
Long dist. 3/3

## Shooting statistics

Position	Goals	Sav.	Miss.	Post	Blk.	Total	%
Back (9m)	4	6	0	0	2	12	33
Line (6m)	6	2	0	0	0	8	75
Wing	3	2	0	2	0	7	43
7m penalties	0	1	0	1	0	2	0
Fastbreak	1	0	0	0	0	1	100
Breakthrough	8	2	1	0	0	11	73
<b>Total</b>	<b>22</b>	<b>13</b>	<b>1</b>	<b>3</b>	<b>2</b>	<b>41</b>	<b>54</b>

# Jersey number Tot. Total shooting 6m 6m (line) shooting 9m 9m shooting Wng Wing shooting FB Fastbreak sh. 7m 7m penalty sh.  
Brk. Breakthrough sh. LD Long distance sh. As. Assists PC Pass clear chance E7 Earned 7m pen. TF Technical faults St. Steals  
2m 2m punishments C7. Committed 7m E2 Earned 2m pun. YC. Yellow cards R/B Red/Blue cards Blk. Blocks S Starting Line-up

Handball statistics and livescore by Toma-soft ltd (www.toma-soft.hr)



# 10th Men's Youth (U19) World Championship

Croatia

Main Round III, 1. round



## Match Team Statistics

Match No. 58

## Norway 29 - 22 Austria

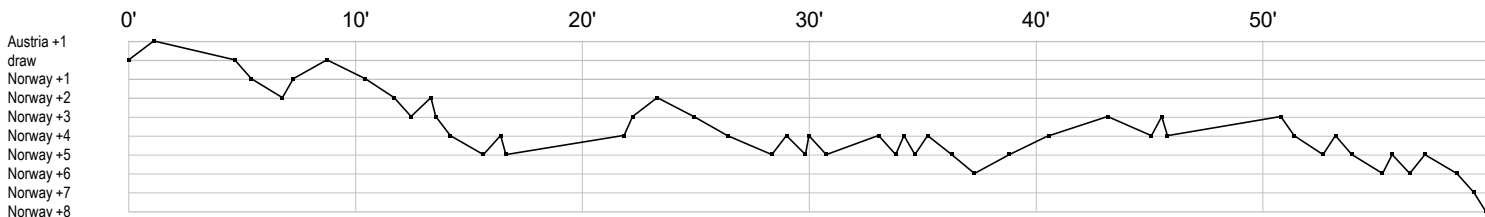
(14 - 10) (15 - 12)

7.8.2023. 19:30

Attendance: 90

Center Zamet

Referees: Santiago Martin Correa (ARG) / Agustin Conberse (ARG)



### Norway

3 Iversen K	b	b f	g g g	g g	f	g	b	g b
5 Nielsen H				f t g	fg	f	f	
7 Hagenes O								
9 Berge E			f 2	b a	f	a		
11 Holter J		t	2	f				
12 Reiersen S								
13 Lid L	p c a	g a g a g	f f t p	g f g ba g	ifp 2	a2	g g f gg	
16 Syvertsen O	r s	r r s s r r	s r r r a s r	r r r r s s r	r s r s r s	r s r s r r s		
18 Johansson-Kj	2							
21 Solost E			f					
24 Oftedal A			f p g	2				
25 Solheim M	fbi	g t i a a	f	tg	e f g p t	g g t		
26 Tysnes E					f g			
35 Olseth M	gbg	g						
42 Wallevik K	f x	t			f			
55 Gran L	t f	t p	x					

### Austria

1 Bergmann L	t s 2 r	r s r r r r r r s sf	s s s s sr r r r r r r r s s	s s s r s s r r r r r r r
2 Meleschnig C	a f	t	g b	g f
3 Möstl C	t	g g a g	g g l	p f
4 Wuzella D				
5 Rudnicki M	t g	a t		t
6 Böhm E	g	2	t	f f g
9 Bernkopf-Schn	f ft	p i	f t	
10 Koffer G	t i			g
14 Alkic S		g	c g 2	g b
15 Hofmann P	f e t t g	i e t f	f g f	i a
16 Bogojevic M	t			
17 Huber B				
18 Fritsch L		x	g a f p t	
22 Wuzella S	g f	g f	f	f
44 Paulsteiner	a	p a	g p b g ip	f f a t a p p
59 Wastl P				

In game	g Goal scored	f Missed shot	a Assist	t Technical faults	b Steal
2 2min suspension	e Earned 7m	c Committed 7m	y Yellow card	r Red Card	k Blue card
i Earned 2min.	x Block	4 4min suspension	p Pass for clear chance	s Saved shot	r Received goal