



10th Men's Youth (U19) World Championship

Croatia

Main Round III, 1. round



Match Team Statistics

Match No. 57

Denmark 37 - 30 North Macedonia

(18 - 12) (19 - 18)

7.8.2023. 17:30

Attendance: 110

Center Zamet

Referees: Bruna Correa (BRA) / Renata Correa (BRA)

Denmark

#	Surname and name	S	Goals / shots									Attack					Def.			Penalties				TP			
			Tot.	%	9m	6m	Wing	7m	FB	Brk.	LD	As.	PC	E7	E2	TF	St.	C7	Blk	YC	2m	R	B				
2	BJERGFELT Mads		1/4	25	1/3						0/1																10:35
3	SCHMIDT Tobias Gregers	S	3/3	100		2/2				1/1					1												20:07
4	NIELSEN Noah Moller Dahl																										4:03
5	TOMBAK Tobias	S	7/9	78	1/3					1/1	5/5			4	1	1	2	1	2	3							39:16
6	LARSSON Nikolaj Risbjerg		1/2	50						1/2							3								1	11:18	
7	VILHELMOSEN Lasse Sunesen	S	7/9	78	2/4					4/4	1/1			5	1		2	1									47:32
8	PEDERSEN Kasper Teglgaard		1/1	100		1/1																			1	22:04	
10	PEDERSEN Frederik Emil	S	5/8	63	1/3			1/1	1/1	1/2	1/1			4	2	1		5	1								40:48
11	LAURIDSEN Mads Aarhus	S	3/4	75		1/2			2/2					1													55:49
12	EICHHORST Malte Julius Johnsson																										16:16
15	DALBY William Enoch	S	4/7	57		3/5	0/1	1/1											1								49:37
16	LUNDORF Simon Meinby	S																									41:00
21	OVERBY Silas																										
25	DAHLGAARD Morten Kaalund		2/4	50		2/3						0/1		1			1	2		1		1					32:38
32	TONNESEN Emil Oxenvad		2/2	100						2/2				2	1		1										17:52
34	JAGERUM Frederik Reinholdt		1/1	100				1/1																			9:00
	Team / bench																										
	UKUPNO		37/54	69	5/13	5/6	4/7	2/3	6/6	13/16	2/3			17	6	3	3	15	7	5	1	0	3	0	0		

#	Surname and name	Saves / shots								
		Tot.	%	9m	6m	Wing	7m	FB	Brk.	LD
12	EICHHORST Malte Julius Johnsson	3/11	27	2/3		1/1	0/1		0/6	
16	LUNDORF Simon Meinby	4/24	17	3/10	1/4	0/1	0/3	0/1	0/5	
	TOTAL	7/35	20	5/13	1/4	1/2	0/4	0/1	0/11	0/0

Coach: Simon Scholer Raadahl Sorensen

Number of attacks: 67, Efficiency: 55%, Average Duration: 22.09 seconds

Attack by type of defense

	Shots	9m	6m	Wing	TF	E7	E2
On def. 6-0	4/8	1/2	0/0	2/4	0	0	0
On def. 5-1	2/2	0/0	1/1	0/0	3	1	1
On def. 4-2	13/20	2/8	3/3	2/3	8	0	0
On def. 3-3	7/9	2/3	1/1	0/0	4	2	2
Fastbreak	6/6				0	0	0

Defense by type

	Total	9m	6m	Wing	Stl.	C7	2m
Def. 6-0	19/32	7/15	1/2	1/2	7	3	0
Def. 5-1	3/4	1/2	1/1	0/0	0	2	0
Fastbreak	1/1				0	0	3

Attack with superiority / minority / goalkeeper out

	Attack				Reaction		
	Att.	Eff.	Shots	TF	FB	LD	Tot.
7 on 6 (GK out)	1	100%	1/1	0	0/0	0/1	0/1
6 on 6 (GK out)	5	40%	2/3	2	0/0	1/1	1/1
6 on 6	51	55%	28/38	13			
6 on 5	8	75%	6/8	0			
5 on 5	2	0%	0/2	0			

Player superiority / GK out counted at the end of attack (in case it changes during attack)

Defense with superiority / minority / goalkeeper out

	Attack				Reaction		
	Att.	Eff.	Shots	TF	FB	LD	Tot.
7 on 6 (GK out)	2	50%	1/2	0	1/1	0/0	1/1
6 on 6 (GK out)	5	0%	0/1	4	1/1	2/2	3/3
6 on 6	50	40%	20/33	17			
5 on 6	2	50%	1/1	1			
7 on 5 (GK out)	1	100%	1/1	0	0/0	0/0	0/0
6 on 5 (GK out)	1	100%	1/1	0	0/0	0/1	0/1
6 on 5	6	100%	6/6	0			

Numbers show attacking numbers of opponent. Lower efficiency of opponent means better defense of this team

Jersey number Tot. Total shooting 6m 6m (line) shooting 9m 9m shooting Wng Wing shooting FB Fastbreak sh. 7m 7m penalty sh.
 Brk. Breakthrough sh. LD Long distance sh. As. Assists PC Pass clear chance E7 Earned 7m pen. TF Technical faults St. Steals
 2m 2m punishments C7. Committed 7m E2 Earned 2m pun. YC. Yellow cards R/B Red/Blue cards Blk. Blocks S Starting Line-up

Handball statistics and livescore by Toma-soft ltd (www.toma-soft.hr)



10th Men's Youth (U19) World Championship

Croatia

Main Round III, 1. round



Match Team Statistics

Match No. 57

Denmark 37 - 30 North Macedonia

(18 - 12) (19 - 18)

7.8.2023. 17:30

Attendance: 110

Center Zamet

Referees: Bruna Correa (BRA) / Renata Correa (BRA)

Shot distribution by player

2 M. Bjergfelt 1/2 1 post 1 miss.	3 T. Schmidt 1/1 1/1 1/1	4 N. Nielsen	5 T. Tombak 1/1 2/2 1/1 2/2 1/1 1 post 1 block	6 N. Larsson 0/1 1/1	7 L. Vilhelmsen 1/1 1/1 2/2 1/1 2/2 1 miss. 1 block	8 K. Pedersen 1/1
------------------------------------------------	------------------------------------------	---------------------	-------------------------------------------------------------------	-----------------------------------	------------------------------------------------------------------------	-----------------------------

10 F. Pedersen 1/1 1/1 2/2 0/1 1/1 1 post 1 miss.	11 M. Lauridsen 1/1 2/2 1 post	15 W. Dalby 0/1 1/1 1/1 1/2 1/1 1 miss.	21 S. Overby	25 M. Dahlgaard 1/1 1/1 0/1 1 miss.	32 E. Tonnesen 1/1 1/1	34 F. Jagerum 1/1
----------------------------------------------------------------------	------------------------------------------------	------------------------------------------------------------	---------------------	--------------------------------------------------------	-------------------------------------	-----------------------------

TOTAL

4/6	2/3	3/3
2/2	3/3	7/7
7/10	3/3	6/6

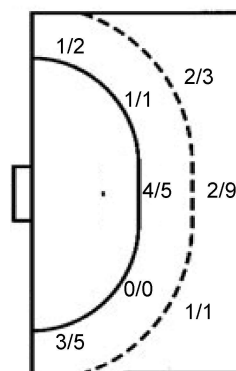
4 post 5 miss. 2 block

Saves distribution goalkeepers

12 M. Eichhorst 1/4 0/4 1/2	16 S. Lundorf 0/1 0/2 2/6 0/7 2/8	TOTAL 0/1 0/2 3/10 0/11 1/2 2/8
------------------------------------------	---------------------------------------------------	-------------------------------------------------

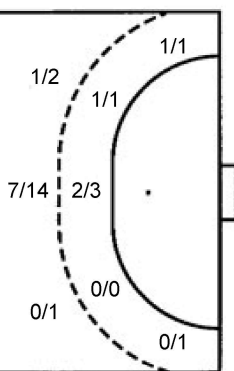
Shots by position

ATTACK



7m penalties 2/3
Fastbreak 6/6
Breakthrough 13/16
Long dist. 2/3

DEFENSE



7m penalties 4/4
Fastbreak 1/1
Breakthrough 11/14
Long dist. 2/3

Shooting statistics

Position	Goals	Sav.	Miss.	Post	Blk.	Total	%
Back (9m)	5	1	2	3	2	13	38
Line (6m)	5	1	0	0	0	6	83
Wing	4	1	1	1	0	7	57
7m penalties	2	1	0	0	0	3	67
Fastbreak	6	0	0	0	0	6	100
Breakthrough	13	2	1	0	0	16	81
Total	35	6	4	4	2	51	69

Jersey number Tot. Total shooting 6m 6m (line) shooting 9m 9m shooting Wng Wing shooting FB Fastbreak sh. 7m 7m penalty sh.
Brk. Breakthrough sh. LD Long distance sh. As. Assists PC Pass clear chance E7 Earned 7m pen. TF Technical faults St. Steals
2m 2m punishments C7. Committed 7m E2 Earned 2m pun. YC. Yellow cards R/B Red/Blue cards Blk. Blocks S Starting Line-up



10th Men's Youth (U19) World Championship

Croatia

Main Round III, 1. round



Match Team Statistics

Match No. 57

Denmark 37 - 30 North Macedonia

(18 - 12) (19 - 18)

7.8.2023. 17:30

Attendance: 110

Center Zamet

Referees: Bruna Correa (BRA) / Renata Correa (BRA)

North Macedonia

#	Surname and name	S	Goals / shots									Attack					Def.			Penalties				TP													
			Tot.	%	9m	6m	Wing	7m	FB	Brk.	LD	As.	PC	E7	E2	TF	St.	C7	Blk	YC	2m	R	B														
1	BRESTOVAC David	S																																			27:14
2	STOJANOVSKI Mario	S																																			57:52
3	SUBASHEVSKI Damjan		1/1	100				1/1																												3:44	
4	MIHAJLOVIKJ Dejan																																				
6	RISTEVSKI Samoil		0/1	0		0/1									1		2				1	1	1												31:16		
10	BELISTOJANOVSKI Nenad		4/5	80		1/1	0/1	3/3													1	1													28:41		
12	GALEVSKI Ivan																																			27:36	
13	SHULESKI Slavcho		4/4	100		1/1									1																				28:21		
18	UZUNCHEV Todor																																				
20	DIMKOVSKI Tomislav	S	2/4	50	2/3																															17:15	
21	PETKOVSKI Aleksandar	S	1/1	100				1/1																											29:45		
25	KARASMANAKIS Valentin	S	1/1	100		1/1																													33:25		
30	DIMEVSKI David		6/9	67	1/2																															41:55	
31	MITEV Damjan		6/9	67	4/7																															33:01	
33	STOJANOVSKI Andrej	S	1/2	50	0/1																															12:10	
44	KALAJDZIESKI Mirche	S	4/8	50	1/4																															45:56	
	Team / bench																																				
	UKUPNO		30/45	67	8/17	3/4	1/2	4/4	1/1	11/14	2/3				5	3	4	1	22	7	2	2	1	4	0	0											

#	Surname and name	Saves / shots								
		Tot.	%	9m	6m	Wing	7m	FB	Brk.	LD
1	BRESTOVAC David	2/20	10	1/2	0/3	1/4	0/1	0/4	0/6	
12	GALEVSKI Ivan	4/20	20	0/4	1/3	0/1	1/2	0/1	2/9	
	TOTAL	6/40	15	1/6	1/6	1/5	1/3	0/5	2/15	0/0

Coach: Radoslav Stojanovikj

Number of attacks: 67, Efficiency: 45%, Average Duration: 32.05 seconds

Attack by type of defense

	Shots	9m	6m	Wing	TF	E7	E2
On def. 6-0	19/32	7/15	1/2	1/2	20	2	1
On def. 5-1	3/4	1/2	1/1	0/0	2	2	0
Fastbreak	1/1				0	0	0

Defense by type

	Total	9m	6m	Wing	Stl.	C7	2m
Def. 6-0	4/8	1/2	0/0	2/4	0	0	0
Def. 5-1	2/2	0/0	1/1	0/0	1	1	0
Def. 4-2	13/20	2/8	3/3	2/3	2	0	0
Def. 3-3	7/9	2/3	1/1	0/0	4	1	0
Fastbreak	6/6				0	0	4

Attack with superiority / minority / goalkeeper out

	Attack				Reaction		
	Att.	Eff.	Shots	TF	FB	LD	Tot.
7 on 6 (GK out)	2	50%	1/2	0	1/1	0/0	1/1
6 on 6 (GK out)	5	0%	0/1	4	1/1	2/2	3/3
6 on 6	50	40%	20/33	17			
5 on 6	2	50%	1/1	1			
7 on 5 (GK out)	1	100%	1/1	0	0/0	0/0	0/0
6 on 5 (GK out)	1	100%	1/1	0	0/0	0/1	0/1
6 on 5	6	100%	6/6	0			

Player superiority / GK out counted at the end of attack (in case it changes during attack)

Defense with superiority / minority / goalkeeper out

	Attack				Reaction		
	Att.	Eff.	Shots	TF	FB	LD	Tot.
7 on 6 (GK out)	1	100%	1/1	0	0/0	0/1	0/1
6 on 6 (GK out)	5	40%	2/3	2	0/0	1/1	1/1
6 on 6	51	55%	28/38	13			
6 on 5	8	75%	6/8	0			
5 on 5	2	0%	0/2	0			

Numbers show attacking numbers of opponent. Lower efficiency of opponent means better defense of this team

Jersey number Tot. Total shooting 6m 6m (line) shooting 9m 9m shooting Wng Wing shooting FB Fastbreak sh. 7m 7m penalty sh.
 Brk. Breakthrough sh. LD Long distance sh. As. Assists PC Pass clear chance E7 Earned 7m pen. TF Technical faults St. Steals
 2m 2m punishments C7. Committed 7m E2 Earned 2m pun. YC. Yellow cards R/B Red/Blue cards Blk. Blocks S Starting Line-up



10th Men's Youth (U19) World Championship

Croatia

Main Round III, 1. round



Match Team Statistics

Match No. 57

Denmark 37 - 30 North Macedonia

(18 - 12) (19 - 18)

7.8.2023. 17:30

Attendance: 110

Center Zamet

Referees: Bruna Correa (BRA) / Renata Correa (BRA)

Shot distribution by player

2 M. Stojanovski

3 D. Subashevski

1/1		

4 D. Mihajlovikj

6 S. Ristevski

		0/1

10 N. Belistojanovski

1/1		
1/1		2/2

13 S. Shuleski

3/3	1/1	

18 T. Uzunchev

20 T. Dimkovski

2/2		

2 miss.

21 A. Petkovski

		1/1

25 V. Karasmanakis

		1/1

30 D. Dimevski

1/1	1/1	2/2
1/1	0/1	1/1

2 post

31 D. Mitev

		2/4
2/2		2/2

1 block

33 A. Stojanovski

		1/1
		0/1

44 M. Kalajdjieski

	1/1	1/1
2/2		0/1

3 miss.

TOTAL

1/1		
2/2	2/2	7/10
11/11	1/2	6/8

2 post 5 miss. 1 block 0/1 lob

Saves distribution goalkeepers

1 D. Brestovac

1/1	0/2	0/3
0/1		0/2
1/6		0/5

12 I. Galevski

1/5	1/1	
0/1		0/5
2/4	0/3	0/1

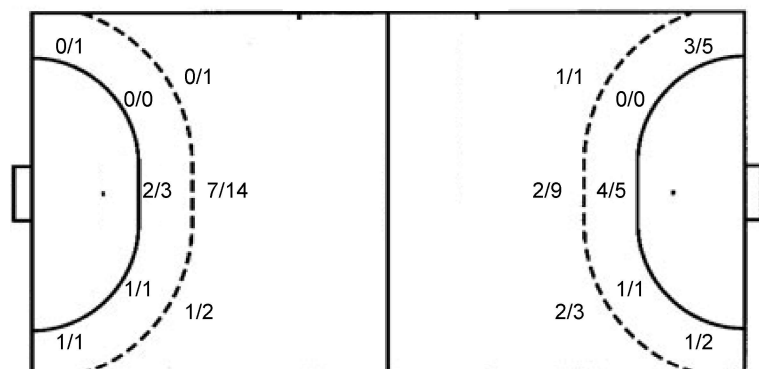
TOTAL

2/6	1/3	0/3
0/2		0/7
3/10	0/3	0/6

Shots by position

ATTACK

DEFENSE



7m penalties 4/4
Fastbreak 1/1
Breakthrough 11/14
Long dist. 2/3

7m penalties 2/3
Fastbreak 6/6
Breakthrough 13/16
Long dist. 2/3

Shooting statistics

Position	Goals	Sav.	Miss.	Post	Blk.	Total	%
Back (9m)	8	5	3	0	1	17	47
Line (6m)	3	1	0	0	0	4	75
Wing	1	1	0	0	0	2	50
7m penalties	4	0	0	0	0	4	100
Fastbreak	1	0	0	0	0	1	100
Breakthrough	11	0	1	2	0	14	79
Total	28	7	4	2	1	42	67

Jersey number Tot. Total shooting 6m 6m (line) shooting 9m 9m shooting Wng Wing shooting FB Fastbreak sh. 7m 7m penalty sh.
Brk. Breakthrough sh. LD Long distance sh. As. Assists PC Pass clear chance E7 Earned 7m pen. TF Technical faults St. Steals
2m 2m punishments C7. Committed 7m E2 Earned 2m pun. YC. Yellow cards R/B Red/Blue cards Blk. Blocks S Starting Line-up

Handball statistics and livescore by Toma-soft ltd (www.toma-soft.hr)

