



10th Men's Youth (U19) World Championship

Croatia

President's Cup II, 1. round



Match Team Statistics

Match No. 56

Bahrain 21 - 33 Japan

(10 - 13) (11 - 20)

7.8.2023. 15:30

Attendance: 50

Josip Samardžija Bepo Hall

Referees: Mariana Garcia (ARG) / Heidy Elsaied (EGY)

Bahrain

Players		Goals / shots									Attack				Def.			Penalties			TP				
#	Surname and name	S	Tot.	%	9m	6m	Wing	7m	FB	Brk.	LD	As.	PC	E7	E2	TF	St.	C7	Blk	YC		2m	R	B	
3	ABDULLA Shuaib		1/1	100						1/1						2									5:57
4	YUSUF Mahmood																								
7	FARSAN Jaffar	S	5/10	50	4/7					1/2	0/1	1	5	1		1	1		1						46:37
10	MOHAMED Abdulla	S	2/9	22	1/4			1/1		0/4		1													26:35
11	KADHEM Ali		3/6	50	0/3	1/1			1/1	1/1		4			1	2									36:25
13	ALSHOWAIKH Salman	S	1/4	25			1/3			0/1															45:42
15	ALMARZOOQ Mohamed	S																	1						35:20
17	ALFALAHY Sayed Mohamed														1	1			1						22:17
21	ALZOWAYED Talal																								23:47
23	ALI Mohamed	S	2/5	40	0/1			1/3	1/1			2	2			4									46:29
29	MOHAMED Ali	S	4/6	67		4/6								1		1									32:03
72	ALI Elias																								6:16
77	FARDAN Ahmed		1/2	50						1/2			1			2			1						25:22
78	ALI Abbas																								
87	ALMADANI Ali	S																							35:47
89	ALFALAHY Sayed Mahmood		2/3	67		2/3						1			1	1			1	3		1			31:15
	Team / bench															1									
	UKUPNO		21/46	46	5/15	7/10	1/3	2/4	2/3	4/10	0/1	9	8	3	3	14	1	2	6	0	1	0	0		

Goalkeepers		Saves / shots								
#	Surname and name	Tot.	%	9m	6m	Wing	7m	FB	Brk.	LD
21	ALZOWAYED Talal	2/19	11	0/5	0/2	1/5		1/3	0/4	
87	ALMADANI Ali	7/23	30	2/9	2/4	1/3	0/1	0/2	2/4	
	TOTAL	9/42	21	2/14	2/6	2/8	0/1	1/5	2/8	0/0

Coach: Maksim Akbachev

Number of attacks: 54, Efficiency: 39%, Average Duration: 35.96 seconds

Attack by type of defense

	Shots	9m	6m	Wing	TF	E7	E2
On def. 6-0	17/38	5/15	7/10	1/3	14	3	3
Fastbreak	2/3				0	0	0

Defense by type

	Total	9m	6m	Wing	Stl.	C7	2m
Def. 6-0	28/42	12/20	4/6	6/8	1	2	0
Fastbreak	4/5				0	0	1

Attack with superiority / minority / goalkeeper out

	Attack				Reaction		
	Att.	Eff.	Shots	TF	FB	LD	Tot.
6 on 6	48	40%	19/34	14			
6 on 5	4	50%	2/4	0			
5 on 5	2	0%	0/2	0			

Player superiority / GK out counted at the end of attack (in case it changes during attack)

Defense with superiority / minority / goalkeeper out

	Attack				Reaction		
	Att.	Eff.	Shots	TF	FB	LD	Tot.
7 on 6 (GK out)	2	100%	2/2	0	0/0	0/0	0/0
6 on 6 (GK out)	2	100%	2/2	0	0/0	0/0	0/0
6 on 6	46	59%	27/36	10			
5 on 6	2	0%	0/1	1			
6 on 5 (GK out)	1	100%	1/1	0	0/0	0/0	0/0
6 on 5	1	100%	1/1	0			

Numbers show attacking numbers of opponent. Lower efficiency of opponent means better defense of this team

Jersey number Tot. Total shooting 6m 6m (line) shooting 9m 9m shooting Wng Wing shooting FB Fastbreak sh. 7m 7m penalty sh.
 Brk. Breakthrough sh. LD Long distance sh. As. Assists PC Pass clear chance E7 Earned 7m pen. TF Technical faults St. Steals
 2m 2m punishments C7. Committed 7m E2 Earned 2m pun. YC. Yellow cards R/B Red/Blue cards Blk. Blocks S Starting Line-up



10th Men's Youth (U19) World Championship

Croatia

President's Cup II, 1. round



Match Team Statistics

Match No. 56

Bahrain 21 - 33 Japan

(10 - 13) (11 - 20)

7.8.2023. 15:30

Attendance: 50

Josip Samardžija Bepo Hall

Referees: Mariana Garcia (ARG) / Heidy Elsaied (EGY)

Shot distribution by player

3 S. Abdulla

1/1		

4 M. Yusuf

7 J. Farsan

3/3		
	0/1	1/1
1/2		

2 miss. 1 block

10 A. Mohamed

1/3		
0/1		
	1/1	0/1

3 miss.

11 A. Kadhem

2/2		
1/2		

2 miss.

13 S. Alshowaikh

		0/1
1/1		

1 miss. 0/1 lob

15 M. Almarzooq

17 S. Alfalahi

23 M. Ali

1/1		
1/1		

1 post 1 miss. 1 block

29 A. Mohamed

		1/1
		0/1
3/4		

72 E. Ali

77 A. Fardan

1/1		0/1

78 A. Ali

89 S. Alfalahi

1/1		1/1

1 miss.

TOTAL

8/10		1/2
0/1	0/1	1/2
9/12	1/1	1/3

1 post 10 miss. 2 block
0/1 lob

Saves distribution goalkeepers

21 T. Alzowayed

1/2	0/1	0/3
1/2		0/2
0/5		0/2

87 A. Almadani

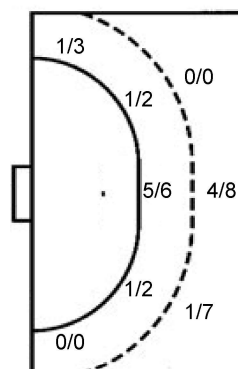
0/4	0/2	0/1
3/4		1/1
1/6		2/5

TOTAL

1/6	0/3	0/4
4/6		1/3
1/11		2/7

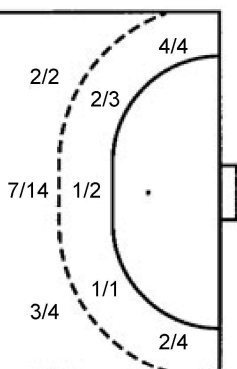
Shots by position

ATTACK



7m penalties	2/4
Fastbreak	2/3
Breakthrough	4/10
Long dist.	0/1

DEFENSE



7m penalties	1/1
Fastbreak	4/5
Breakthrough	6/8
Long dist.	0/0

Shooting statistics

Position	Goals	Sav.	Miss.	Post	Blk.	Total	%
Back (9m)	5	3	5	0	2	15	33
Line (6m)	7	2	1	0	0	10	70
Wing	1	2	0	0	0	3	33
7m penalties	2	0	1	1	0	4	50
Fastbreak	2	0	1	0	0	3	67
Breakthrough	4	5	1	0	0	10	40
Total	21	12	9	1	2	45	47

Jersey number Tot. Total shooting 6m 6m (line) shooting 9m 9m shooting Wng Wing shooting FB Fastbreak sh. 7m 7m penalty sh.
 Brk. Breakthrough sh. LD Long distance sh. As. Assists PC Pass clear chance E7 Earned 7m pen. TF Technical faults St. Steals
 2m 2m punishments C7. Committed 7m E2 Earned 2m pun. YC. Yellow cards R/B Red/Blue cards Blk. Blocks S Starting Line-up

Handball statistics and livescore by Toma-soft ltd (www.toma-soft.hr)



10th Men's Youth (U19) World Championship

Croatia

President's Cup II, 1. round



Match Team Statistics

Match No. 56

Bahrain 21 - 33 Japan

(10 - 13) (11 - 20)

7.8.2023. 15:30

Attendance: 50

Josip Samardžija Bepo Hall

Referees: Mariana Garcia (ARG) / Heidy Elsaied (EGY)

Japan

#	Surname and name	S	Goals / shots								Attack				Def.			Penalties				TP					
			Tot.	%	9m	6m	Wing	7m	FB	Brk.	LD	As.	PC	E7	E2	TF	St.	C7	Blk	YC	2m		R	B			
2	FURUKAWA Kippe		6/10	60	4/8							2/2															28:09
5	KOZAKAI Ryo	S	1/2	50	1/1						0/1					1						2			1		30:28
8	NAKAOKI Nikita	S	2/2	100		1/1			1/1							1	1										38:37
11	KAMAKURA Yushin												1														10:45
12	KOMODA Ryo												1														19:18
15	HASEGAWA Soi		1/2	50		0/1	1/1								1												18:26
17	FUJIKAWA Jun		3/5	60	2/3			1/1		0/1		2	2			3							1				32:05
28	NOZUYAMA Sho																										1:50
29	TACHIBANA Kotaro	S	5/6	83			4/5		1/1			1				1	1	1									59:38
30	YONEDA Shohei	S																									35:56
31	MATSUOKA Ryota	S	3/5	60			1/2		2/3															1			38:17
32	SAKAI Masaki	S	5/5	100	4/4					1/1		3				2		1									25:04
34	TAKESHITA Hayato	S	3/4	75	1/2					2/2						1											36:57
35	MUKOYACHI Kaito		3/3	100		2/2				1/1						1									1		18:10
37	TOCHIO Tasuku		0/3	0	0/2	0/1						3	1	1	1	1											22:17
38	SIMMONS Trinity Psalms		1/1	100		1/1																					3:50
	Team / bench																										
	UKUPNO		33/48	69	12/20	4/6	6/8	1/1	4/5	6/8	0/0	12	4	2	1	11	2	3	2	1	3	0	0				

#	Surname and name	Saves / shots								
		Tot.	%	9m	6m	Wing	7m	FB	Brk.	LD
12	KOMODA Ryo	6/14	43	2/2	1/5	1/2		0/1	2/4	
28	NOZUYAMA Sho	0/1	0						0/1	
30	YONEDA Shohei	6/18	33	1/6	1/4	1/1	0/2	0/1	3/4	
	TOTAL	12/33	36	3/8	2/9	2/3	0/2	1/2	5/9	0/0

Coach: Yuta Yoshimura

Number of attacks: 54, Efficiency: 61%, Average Duration: 30.70 seconds

Attack by type of defense

	Shots	9m	6m	Wing	TF	E7	E2
On def. 6-0	28/42	12/20	4/6	6/8	11	2	1
Fastbreak	4/5				0	0	0

Defense by type

	Total	9m	6m	Wing	Stl.	C7	2m
Def. 6-0	17/38	5/15	7/10	1/3	2	3	0
Fastbreak	2/3				0	0	3

Attack with superiority / minority / goalkeeper out

	Attack				Reaction		
	Att.	Eff.	Shots	TF	FB	LD	Tot.
7 on 6 (GK out)	2	100%	2/2	0	0/0	0/0	0/0
6 on 6 (GK out)	2	100%	2/2	0	0/0	0/0	0/0
6 on 6	46	59%	27/36	10			
5 on 6	2	0%	0/1	1			
6 on 5 (GK out)	1	100%	1/1	0	0/0	0/0	0/0
6 on 5	1	100%	1/1	0			

Player superiority / GK out counted at the end of attack (in case it changes during attack)

Defense with superiority / minority / goalkeeper out

	Attack				Reaction		
	Att.	Eff.	Shots	TF	FB	LD	Tot.
6 on 6	48	40%	19/34	14			
6 on 5	4	50%	2/4	0			
5 on 5	2	0%	0/2	0			

Numbers show attacking numbers of opponent. Lower efficiency of opponent means better defense of this team

Jersey number Tot. Total shooting 6m 6m (line) shooting 9m 9m shooting Wng Wing shooting FB Fastbreak sh. 7m 7m penalty sh.
 Brk. Breakthrough sh. LD Long distance sh. As. Assists PC Pass clear chance E7 Earned 7m pen. TF Technical faults St. Steals
 2m 2m punishments C7. Committed 7m E2 Earned 2m pun. YC. Yellow cards R/B Red/Blue cards Blk. Blocks S Starting Line-up

Handball statistics and livescore by Toma-soft ltd (www.toma-soft.hr)



10th Men's Youth (U19) World Championship

Croatia

President's Cup II, 1. round



Match Team Statistics

Match No. 56

Bahrain 21 - 33 Japan

(10 - 13) (11 - 20)

7.8.2023. 15:30

Attendance: 50

Josip Samardžija Bepo Hall

Referees: Mariana Garcia (ARG) / Heidy Elsaied (EGY)

Shot distribution by player

2 K. Furukawa

1/1		
1/2		
3/3		1/1

3 block

5 R. Kozakai

0/1		
		1/1

8 N. Nakaoki

2/2		

11 Y. Kamakura

15 S. Hasegawa

1/1		0/1

17 J. Fujikawa

	1/1	
		1/2
0/1		1/1

29 K. Tachibana

	1/1	1/1
0/1		
1/1		

2/2 lob

31 R. Matsuoka

1/2		
0/1		
2/2		

32 M. Sakai

2/2	1/1	1/1
		1/1

34 H. Takeshita

1/1		
1/1		1/1

1 block

35 K. Mukoyachi

		1/1
1/1		
		1/1

37 T. Tochio

		0/1

1 miss. 1 block

38 T. Simmons

		1/1

TOTAL

5/6	3/3	4/4
2/6		2/3
10/11		5/7

1 miss. 5 block 2/2 lob

Saves distribution goalkeepers

12 R. Komoda

0/1		0/1
1/1		1/1
2/7		1/2

28 S. Nozuyama

0/1		

30 S. Yoneda

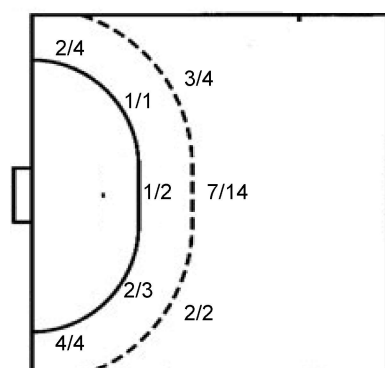
2/8		1/1
	1/1	0/1
1/5	0/1	1/1

TOTAL

2/10		1/2
1/1	1/1	1/2
3/12	0/1	2/3

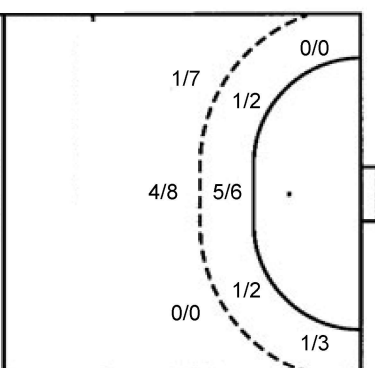
Shots by position

ATTACK



7m penalties	1/1
Fastbreak	4/5
Breakthrough	6/8
Long dist.	0/0

DEFENSE



7m penalties	2/4
Fastbreak	2/3
Breakthrough	4/10
Long dist.	0/1

Shooting statistics

Position	Goals	Sav.	Miss.	Post	Blk.	Total	%
Back (9m)	12	2	1	0	5	20	60
Line (6m)	4	2	0	0	0	6	67
Wing	6	2	0	0	0	8	75
7m penalties	1	0	0	0	0	1	100
Fastbreak	4	1	0	0	0	5	80
Breakthrough	6	2	0	0	0	8	75
Total	33	9	1	0	5	48	69

Jersey number Tot. Total shooting 6m 6m (line) shooting 9m 9m shooting Wng Wing shooting FB Fastbreak sh. 7m 7m penalty sh.
 Brk. Breakthrough sh. LD Long distance sh. As. Assists PC Pass clear chance E7 Earned 7m pen. TF Technical faults St. Steals
 2m 2m punishments C7. Committed 7m E2 Earned 2m pun. YC. Yellow cards R/B Red/Blue cards Blk. Blocks S Starting Line-up

Handball statistics and livescore by Toma-soft ltd (www.toma-soft.hr)

