





# 10th Men's Youth (U19) World Championship

Croatia

President's Cup II, 1. round



## Match Team Statistics

Match No. 55

### Iceland 38 - 23 Korea

(18 - 13) (20 - 10)

7.8.2023. 13:30

Attendance: 100

Josip Samardžija Bepo Hall

Referees: Khalid Hussein (IRQ) / Fadhil Imran (IRQ)

## Shot distribution by player

### 2 A. Elísson

	0/2	
1/2		1/2

1/1 lob

### 4 R. Stefánsson

2/2	0/1	1/2

1 miss.

### 5 H. Ólafsson

		0/1
1/1		

### 6 B. Steinsson

1/1		
		0/1
1/1		

1 miss.

### 9 Ö. Haraldsson

		1/1
2/2		1/1

1 miss.

### 10 E. Erlingsson

		2/3
1/1	1/1	1/1

2 miss.

### 13 K. Júlíusson

1/1		1/1
		2/2

### 14 E. Valsson

1/1		1/1

1/1 lob

### 17 S. Einarsson

		1/1

1 miss.

### 18 T. Thorvaldsson

1/1		1/1

### 19 H. Heidarsson

0/1		
1/1		4/4

1/1 lob

### 22 D. Guðmundsson


2/2 lob

### 26 H. Hauksson

		1/1

### 29 Í. Viðarsson

0/1		1/1

## TOTAL

3/3	0/3	2/4
2/3		5/7
8/10	1/1	12/13

6 miss. 5/5 lob

## Saves distribution goalkeepers

### 1 B. Árnason

	1/1	2/2
0/5		0/1

### 12 Í. Steinsson

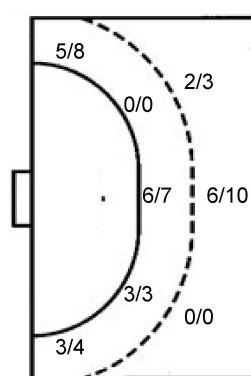
	2/3	0/2
6/7	2/2	0/4
3/6	0/3	3/5

## TOTAL

	2/3	0/2
6/7	3/3	2/6
3/11	0/3	3/6

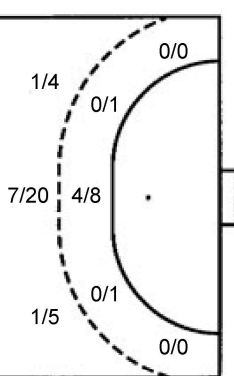
## Shots by position

### ATTACK



7m penalties	3/4
Fastbreak	4/6
Breakthrough	6/10
Long dist.	0/0

### DEFENSE



7m penalties	8/9
Fastbreak	0/0
Breakthrough	2/9
Long dist.	0/0

## Shooting statistics

Position	Goals	Sav.	Miss.	Post	Blk.	Total	%
Back (9m)	8	1	4	0	0	13	62
Line (6m)	9	1	0	0	0	10	90
Wing	8	3	1	0	0	12	67
7m penalties	3	0	1	0	0	4	75
Fastbreak	4	2	0	0	0	6	67
Breakthrough	6	4	0	0	0	10	60
<b>Total</b>	<b>38</b>	<b>11</b>	<b>6</b>	<b>0</b>	<b>0</b>	<b>55</b>	<b>69</b>

# Jersey number Tot. Total shooting 6m 6m (line) shooting 9m 9m shooting Wng Wing shooting FB Fastbreak sh. 7m 7m penalty sh.  
 Brk. Breakthrough sh. LD Long distance sh. As. Assists PC Pass clear chance E7 Earned 7m pen. TF Technical faults St. Steals  
 2m 2m punishments C7. Committed 7m E2 Earned 2m pun. YC. Yellow cards R/B Red/Blue cards Blk. Blocks S Starting Line-up

Handball statistics and livescore by Toma-soft ltd (www.toma-soft.hr)



# 10th Men's Youth (U19) World Championship

Croatia

President's Cup II, 1. round



Match Team Statistics

Match No. 55

## Iceland 38 - 23 Korea

(18 - 13) (20 - 10)

7.8.2023. 13:30

Attendance: 100

Josip Samardžija Bepo Hall

Referees: Khalid Hussein (IRQ) / Fadhil Imran (IRQ)

### Korea

Players		Goals / shots										Attack					Def.			Penalties				TP	
#	Surname and name	S	Tot.	%	9m	6m	Wing	7m	FB	Brk.	LD	As.	PC	E7	E2	TF	St.	C7	Blk	YC	2m	R	B		
2	CHA Myunggeun																								
12	KANG Subin																								16:46
13	SON Mingi	S	0/1	0						0/1															37:45
14	LEE Dohyun		1/3	33	0/1	1/1		0/1								2									11:26
16	KIM Hyeonmin	S																1							43:14
17	KIM Hyeonmin	S	3/4	75		3/4																			37:53
19	CHOE Donghyeok		1/1	100				1/1																	8:06
23	LEE Hohyun		2/4	50	1/3					1/1		1													31:39
28	KIM Joungou		1/2	50				1/1		0/1			1												5:11
33	KIM Seunguk																								2:59
44	KIM Dongyeong	S	1/6	17	1/4	0/1				0/1								1							25:04
63	LEE Minjun		4/7	57	0/2	0/1		4/4					1	4	1	5									41:09
73	MOON Jinhyeok	S	6/17	35	4/13			1/1		1/3		1		2	1	5	1								44:35
75	PARK Seongjun		0/3	0	0/3									1											18:50
91	CHOI Jihwan	S	4/9	44	3/6			1/1		0/2		1	2	2		2		1							43:21
99	KIM Jaegwon	S															1		1						51:50
	Team / bench																								
	UKUPNO		23/57	40	9/29	4/10	0/0	8/9	0/0	2/9	0/0	3	4	9	2	16	1	4	0	0	0	0	0	0	

Goalkeepers		Saves / shots									
#	Surname and name	Tot.	%	9m	6m	Wing	7m	FB	Brk.	LD	
12	KANG Subin	4/12	33	1/1	1/2	1/3	0/1	0/1	1/4		
16	KIM Hyeonmin	7/37	19	0/8	0/8	2/8	0/2	2/5	3/6		
	TOTAL	11/49	22	1/9	1/10	3/11	0/3	2/6	4/10	0/0	

Coach: In Ik Jang

Number of attacks: 62, Efficiency: 37%, Average Duration: 35.15 seconds

### Attack by type of defense

	Shots	9m	6m	Wing	TF	E7	E2
On def. 6-0	7/22	6/17	1/3	0/0	1	3	1
On def. 5-1	8/24	3/11	3/6	0/0	15	6	1
Fastbreak	0/0				0	0	0

### Defense by type

	Total	9m	6m	Wing	Stl.	C7	2m
Def. 6-0	19/30	7/11	7/8	2/4	1	4	0
Def. 3-3	2/3	0/0	1/1	1/2	0	0	0
Fastbreak	4/6				0	0	0

### Attack with superiority / minority / goalkeeper out

	Attack				Reaction		
	Att.	Eff.	Shots	TF	FB	LD	Tot.
6 on 6	56	36%	20/42	14			
6 on 5	6	50%	3/4	2			

Player superiority / GK out counted at the end of attack (in case it changes during attack)

### Defense with superiority / minority / goalkeeper out

	Attack				Reaction		
	Att.	Eff.	Shots	TF	FB	LD	Tot.
6 on 6 (GK out)	4	100%	4/4	0	0/0	0/0	0/0
6 on 6	55	58%	32/47	8			
5 on 6	3	67%	2/3	0			

Numbers show attacking numbers of opponent. Lower efficiency of opponent means better defense of this team

# Jersey number Tot. Total shooting 6m 6m (line) shooting 9m 9m shooting Wng Wing shooting FB Fastbreak sh. 7m 7m penalty sh.  
 Brk. Breakthrough sh. LD Long distance sh. As. Assists PC Pass clear chance E7 Earned 7m pen. TF Technical faults St. Steals  
 2m 2m punishments C7. Committed 7m E2 Earned 2m pun. YC. Yellow cards R/B Red/Blue cards Blk. Blocks S Starting Line-up

Handball statistics and livescore by Toma-soft ltd (www.toma-soft.hr)



# 10th Men's Youth (U19) World Championship

Croatia

President's Cup II, 1. round



## Match Team Statistics

Match No. 55

## Iceland 38 - 23 Korea

(18 - 13) (20 - 10)

7.8.2023. 13:30

Attendance: 100

Josip Samardžija Bepo Hall

Referees: Khalid Hussein (IRQ) / Fadhil Imran (IRQ)

## Shot distribution by player

<b>2 M. Cha</b> [0/0] [0/0] [0/0]	<b>13 M. Son</b> [0/0] [0/0] [0/0]	<b>14 D. Lee</b> [0/0] [0/0] [0/1] [0/0] [0/0] [0/1]	<b>17 H. Kim</b> [1/1] [0/0] [1/1] [1/2] [0/0] [0/0]	<b>19 D. Choe</b> [0/0] [0/0] [0/0] [0/0] [1/1] [0/0]	<b>23 H. Lee</b> [2/2] [0/0] [0/0] [0/0] [0/0] [0/0]	<b>28 J. Kim</b> [0/1] [0/0] [0/0] [1/1] [0/0] [0/0]
	1 post	1 miss.			1 miss. 1 block	
<b>33 S. Kim</b> [0/0] [0/0] [0/0]	<b>44 D. Kim</b> [0/1] [0/1] [0/0] [1/1] [0/0] [0/2]	<b>63 M. Lee</b> [0/1] [0/0] [0/0] [1/2] [1/1] [1/1]	<b>73 J. Moon</b> [1/2] [1/1] [1/1] [0/2] [0/2] [1/1] [1/2] [1/1] [1/1]	<b>75 S. Park</b> [0/1] [0/0] [0/1] [0/0] [0/0] [0/0]	<b>91 J. Choi</b> [1/1] [0/0] [1/1] [0/1] [0/0] [1/2] [1/1] [0/0] [1/1]	<b>99 J. Kim</b> [0/0] [0/0] [0/0] [0/0] [0/0] [0/0]
	1 block	1 block 1/1 lob	2 post 1 miss. 2 block	1 miss.	1 post 2 block	

## TOTAL

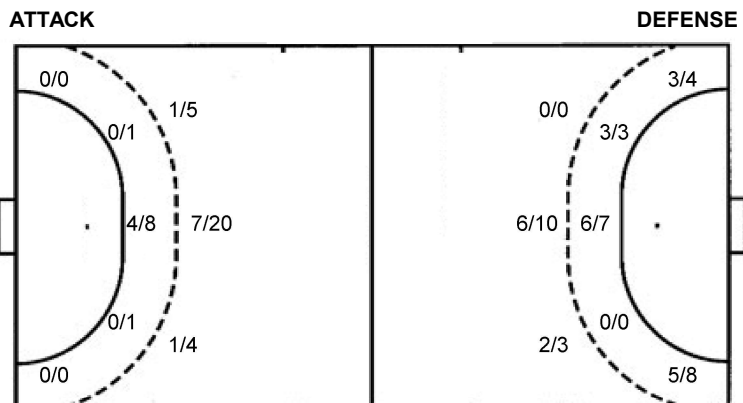
[0/0]	1/3	2/2
1/7	0/3	4/6
8/11	3/3	3/6

4 post 4 miss. 7 block 1/1 lob

## Saves distribution goalkeepers

<b>12 S. Kang</b> [0/1] [0/0] [2/2] [1/1] [0/0] [0/0] [0/1] [0/1] [1/4]	<b>16 H. Kim</b> [0/2] [3/3] [0/2] [0/2] [0/0] [2/7] [2/9] [0/0] [0/9]	<b>TOTAL</b> [0/3] [3/3] [2/4] [1/3] [0/0] [2/7] [2/10] [0/1] [1/13]
--	---	---

## Shots by position



7m penalties	8/9	7m penalties	3/4
Fastbreak	0/0	Fastbreak	4/6
Breakthrough	2/9	Breakthrough	6/10
Long dist.	0/0	Long dist.	0/0

## Shooting statistics

Position	Goals	Sav.	Miss.	Post	Blk.	Total	%
Back (9m)	9	9	3	1	7	29	31
Line (6m)	4	5	1	0	0	10	40
Wing	0	0	0	0	0	0	0
7m penalties	8	1	0	0	0	9	89
Fastbreak	0	0	0	0	0	0	0
Breakthrough	2	4	0	3	0	9	22
<b>Total</b>	<b>23</b>	<b>19</b>	<b>4</b>	<b>4</b>	<b>7</b>	<b>57</b>	<b>40</b>

# Jersey number Tot. Total shooting 6m 6m (line) shooting 9m 9m shooting Wng Wing shooting FB Fastbreak sh. 7m 7m penalty sh.  
 Brk. Breakthrough sh. LD Long distance sh. As. Assists PC Pass clear chance E7 Earned 7m pen. TF Technical faults St. Steals  
 2m 2m punishments C7. Committed 7m E2 Earned 2m pun. YC. Yellow cards R/B Red/Blue cards Blk. Blocks S Starting Line-up

