



10th Men's Youth (U19) World Championship

Croatia

Main Round II, 1. round



Match Team Statistics

Match No. 54

Spain 29 - 21 Czech Republic

(14 - 10) (15 - 11)

7.8.2023. 19:30

Attendance: 100

Josip Samardžija Bepo Hall

Referees: Khasan Ismoilov (UZB) / Khasan Ismoilov (UZB)

Spain

#	Surname and name	S	Goals / shots								Attack					Def.			Penalties			TP			
			Tot.	%	9m	6m	Wing	7m	FB	Brk.	LD	As.	PC	E7	E2	TF	St.	C7	Blk	YC	2m		R	B	
2	OCANA MATAS Carlos																								
3	CASTILLO OLIVERAS Ferran		4/7	57	1/1			1/2	2/4		2	1			5		1								30:37
4	AJA GÁRATE Jokin		2/4	50		2/3							0/1												11:41
6	CIKUSA I JELICIC Djordje		2/6	33	1/3						4	1			2	1	3								24:25
7	ROMERO HOLGUIN Víctor	S	6/8	75		5/6		1/1			0/1				1	1		1							44:24
8	HERRERO POLVOROSA Pablo	S	1/1	100					1/1		3	1			2	1									39:55
9	CONDE ALCARAZ Ezequiel		0/2	0	0/2										1										8:35
10	BARRUFET TORREBEJANO Ian	S	2/3	67			1/2		1/1												1				51:06
11	PISONERO CARTUJO Alejandro	S	1/3	33	0/1					1/2	3				1	5									20:19
12	PEREZ MENDEZ Alvaro		1/2	50						1/2															55:59
13	GUIJARRO MORENO Pablo		0/1	0		0/1															1				8:17
15	CIKUSA I JELICIC Petar	S	6/9	67	2/3			3/4	0/1	1/1	5	4			3	4		1							33:28
16	AMORES HERNANDEZ Pol	S																							1:30
17	ARZOZ AZOFRA Iosu		2/2	100				2/2			2						1	1							34:52
18	GONZÁLEZ MOLCITI Xavier		2/3	67		2/3											1								27:46
19	DELGADO MOLINA Alberto	S	0/2	0		0/1			0/1						1								1		25:45
	Team / bench														1							1			
	UKUPNO		29/53	55	4/10	7/9	3/7	0/0	8/10	5/12	2/5	19	7	0	1	21	9	5	2	1	3	0	0		

#	Surname and name	Saves / shots								
		Tot.	%	9m	6m	Wing	7m	FB	Brk.	LD
12	PEREZ MENDEZ Alvaro	16/34	47	8/12	4/5	0/3	0/2	1/6	3/6	
16	AMORES HERNANDEZ Pol	1/4	25		0/1		1/3			
	TOTAL	17/38	45	8/12	4/6	0/3	1/5	1/6	3/6	0/0

Coach: Javier Fernández López

Number of attacks: 72, Efficiency: 40%, Average Duration: 23.93 seconds

Attack by type of defense

	Shots	9m	6m	Wing	TF	E7	E2
On def. 6-0	18/36	4/9	7/9	3/7	21	0	1
Fastbreak	8/10				0	0	0

Defense by type

	Total	9m	6m	Wing	Stl.	C7	2m
Def. 6-0	4/14	0/8	2/3	1/1	5	2	0
Def. 5-1	5/14	3/7	0/3	1/1	4	3	0
Fastbreak	5/6				0	0	3

Attack with superiority / minority / goalkeeper out

	Attack				Reaction		
	Att.	Eff.	Shots	TF	FB	LD	Tot.
7 on 6 (GK out)	1	0%	0/0	1	0/0	0/0	0/0
6 on 6 (GK out)	3	33%	1/1	2	0/0	0/1	0/1
6 on 6	64	41%	26/46	18			
6 on 5	2	50%	1/2	0			
5 on 6	2	50%	1/2	0			

Player superiority / GK out counted at the end of attack (in case it changes during attack)

Defense with superiority / minority / goalkeeper out

	Attack				Reaction		
	Att.	Eff.	Shots	TF	FB	LD	Tot.
7 on 6 (GK out)	5	20%	1/4	1	1/1	1/2	2/3
6 on 6 (GK out)	1	0%	0/0	1	0/0	1/1	1/1
6 on 6	57	28%	16/34	23			
5 on 6	1	0%	0/0	1			
6 on 5	7	57%	4/5	2			

Numbers show attacking numbers of opponent. Lower efficiency of opponent means better defense of this team

Jersey number Tot. Total shooting 6m 6m (line) shooting 9m 9m shooting Wng Wing shooting FB Fastbreak sh. 7m 7m penalty sh.
 Brk. Breakthrough sh. LD Long distance sh. As. Assists PC Pass clear chance E7 Earned 7m pen. TF Technical faults St. Steals
 2m 2m punishments C7. Committed 7m E2 Earned 2m pun. YC. Yellow cards R/B Red/Blue cards Blk. Blocks S Starting Line-up

Handball statistics and livescore by Toma-soft ltd (www.toma-soft.hr)



10th Men's Youth (U19) World Championship

Croatia

Main Round II, 1. round



Match Team Statistics

Match No. 54

Spain 29 - 21 Czech Republic

(14 - 10) (15 - 11)

7.8.2023. 19:30

Attendance: 100

Josip Samardžija Bepo Hall

Referees: Khasan Ismoilov (UZB) / Khasan Ismoilov (UZB)

Shot distribution by player

2 C. Ocana Matas

3 F. Castillo Oliveras

1/1	0/1	0/1
1/1	1/1	1/1

1 post

4 J. Aja Gárate

1/1		0/1
	0/1	1/1

6 D. Cikusa I Jelcic

2/2		
0/1		

2 miss. 1 block

7 V. Romero Holguin

5/5	1/1	0/1

1 miss.

8 P. Herrero Polvorosa

		1/1

9 E. Conde Alcaraz

1 post 1 block

10 I. Barrufet Torrebejano

	0/1	
1/1		1/1

11 A. Pisonero Cartujo

		1/1
	0/1	
	0/1	

13 P. Guijarro Moreno

		0/1

15 P. Cikusa I Jelcic

0/1		1/1
0/1	2/2	
3/3		

1 post

17 I. Arzoz Azofra

2/2		

18 X. González Unciti

	1/1	

1 post 1/1 lob

19 A. Delgado Molina

0/1		0/1

TOTAL

4/6	1/3	2/5
0/2	2/4	1/2
12/12	2/3	3/4

4 post 3 miss. 2 block 1/1 lob

Saves distribution goalkeepers

12 A. Perez Mendez

2/4	1/1	0/3
3/4	6/6	3/3
0/5	0/1	1/7

16 P. Amores Hernandez

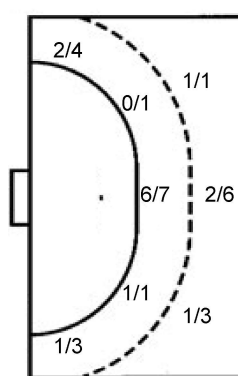
0/1		
0/1		
		1/2

TOTAL

2/5	1/1	0/3
3/5	6/6	3/3
0/5	0/1	2/9

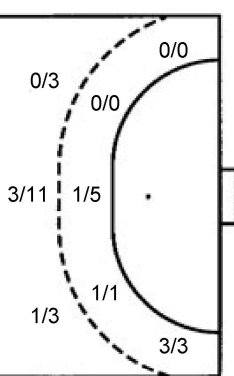
Shots by position

ATTACK



7m penalties 0/0
Fastbreak 8/10
Breakthrough 5/12
Long dist. 2/5

DEFENSE



7m penalties 4/5
Fastbreak 5/6
Breakthrough 3/6
Long dist. 0/1

Shooting statistics

Position	Goals	Sav.	Miss.	Post	Blk.	Total	%
Back (9m)	4	2	1	1	2	10	40
Line (6m)	7	2	0	0	0	9	78
Wing	3	3	0	1	0	7	43
7m penalties	0	0	0	0	0	0	0
Fastbreak	8	0	0	2	0	10	80
Breakthrough	5	6	1	0	0	12	42
Total	27	13	2	4	2	48	56

Jersey number Tot. Total shooting 6m 6m (line) shooting 9m 9m shooting Wng Wing shooting FB Fastbreak sh. 7m 7m penalty sh.
Brk. Breakthrough sh. LD Long distance sh. As. Assists PC Pass clear chance E7 Earned 7m pen. TF Technical faults St. Steals
2m 2m punishments C7. Committed 7m E2 Earned 2m pun. YC. Yellow cards R/B Red/Blue cards Blk. Blocks S Starting Line-up

Handball statistics and livescore by Toma-soft ltd (www.toma-soft.hr)



10th Men's Youth (U19) World Championship

Croatia

Main Round II, 1. round



Match Team Statistics

Match No. 54

Spain 29 - 21 Czech Republic

(14 - 10) (15 - 11)

7.8.2023. 19:30

Attendance: 100

Josip Samardžija Bepo Hall

Referees: Khasan Ismoilov (UZB) / Khasan Ismoilov (UZB)

Czech Republic

#	Surname and name	S	Goals / shots							Attack				Def.			Penalties			TP				
			Tot.	%	9m	6m	Wing	7m	FB	Brk.	LD	As.	PC	E7	E2	TF	St.	C7	Blk		YC	2m	R	B
1	KOŠTÁLEK Vojtěch		0/1	0							0/1	1	1											46:55
2	HONC Jaroslav	S	1/1	100					1/1								1							44:33
3	ŠTĚPÁN Ondřej																							13:31
4	POPELA Marek																							29:14
5	JOSEF Jonáš	S	2/7	29	0/4				1/1	1/2		1		2		3	1							43:09
8	MACUR Mikuláš	S	1/2	50	1/2										1	4								22:13
9	KOŠTÁLEK Václav		0/1	0	0/1									2		2								26:06
10	FLAJŠAR David		4/6	67	1/3				3/3			4		1		6								28:04
11	MATOUŠ Filip	S	6/8	75		1/1	1/1	1/2	3/4							2	1							40:58
16	DUFEK Pavel	S																						9:48
19	OGOUN Pavel	S	1/1	100		1/1						1			2	1								21:18
20	DUDA Kristián		0/2	0	0/2																			16:34
22	PREROVSKÝ Adam															1								5:29
23	EREBAI Daniel		3/9	33	2/7	0/1				1/1						5								32:31
26	NAVRÁTIL Radek		2/2	100				2/2																12:57
33	BLAHA Daniel	S	1/4	25		0/1				1/3		1		2	1	2		2		1				26:29
	Team / bench																					1		
	UKUPNO		21/44	48	4/17	2/6	3/3	4/5	5/6	3/6	0/1	8	3	5	2	28	6	0	2	1	1	0	0	

#	Surname and name	Saves / shots								
		Tot.	%	9m	6m	Wing	7m	FB	Brk.	LD
1	KOŠTÁLEK Vojtěch	13/32	41	2/5	1/6	3/5		0/5	5/9	2/2
16	DUFEK Pavel	2/9	22	0/1	1/3	0/1		0/2	1/2	
	TOTAL	15/41	37	2/6	2/9	3/6	0/0	1/7	6/11	2/2

Coach: Jiří Hynek

Number of attacks: 71, Efficiency: 30%, Average Duration: 26.77 seconds

Attack by type of defense

	Shots	9m	6m	Wing	TF	E7	E2
On def. 6-0	4/14	0/8	2/3	1/1	11	2	0
On def. 5-1	5/14	3/7	0/3	1/1	17	3	2
Fastbreak	5/6				0	0	0

Defense by type

	Total	9m	6m	Wing	Stl.	C7	2m
Def. 6-0	18/36	4/9	7/9	3/7	6	0	0
Fastbreak	8/10				0	0	1

Attack with superiority / minority / goalkeeper out

	Attack				Reaction		
	Att.	Eff.	Shots	TF	FB	LD	Tot.
7 on 6 (GK out)	5	20%	1/4	1	1/1	1/2	2/3
6 on 6 (GK out)	1	0%	0/0	1	0/0	1/1	1/1
6 on 6	57	28%	16/34	23			
5 on 6	1	0%	0/0	1			
6 on 5	7	57%	4/5	2			

Player superiority / GK out counted at the end of attack (in case it changes during attack)

Defense with superiority / minority / goalkeeper out

	Attack				Reaction		
	Att.	Eff.	Shots	TF	FB	LD	Tot.
7 on 6 (GK out)	1	0%	0/0	1	0/0	0/0	0/0
6 on 6 (GK out)	3	33%	1/1	2	0/0	0/1	0/1
6 on 6	64	41%	26/46	18			
6 on 5	2	50%	1/2	0			
5 on 6	2	50%	1/2	0			

Numbers show attacking numbers of opponent. Lower efficiency of opponent means better defense of this team

Jersey number Tot. Total shooting 6m 6m (line) shooting 9m 9m shooting Wng Wing shooting FB Fastbreak sh. 7m 7m penalty sh.
 Brk. Breakthrough sh. LD Long distance sh. As. Assists PC Pass clear chance E7 Earned 7m pen. TF Technical faults St. Steals
 2m 2m punishments C7. Committed 7m E2 Earned 2m pun. YC. Yellow cards R/B Red/Blue cards Blk. Blocks S Starting Line-up



10th Men's Youth (U19) World Championship

Croatia

Main Round II, 1. round



Match Team Statistics

Match No. 54

Spain 29 - 21 Czech Republic

(14 - 10) (15 - 11)

7.8.2023. 19:30

Attendance: 100

Josip Samardžija Bepo Hall

Referees: Khasan Ismoilov (UZB) / Khasan Ismoilov (UZB)

Shot distribution by player

2 J. Honc	3 O. Štěpán	4 M. Popela	5 J. Josef	8 M. Macur	9 V. Košťálek	10 D. Flajsar
1/1			1/1 0/3 1/1	1/1	0/1	2/2 1/1 1/1
			1 miss.	1 miss.		2 block
11 F. Matouš	19 P. Ogoun	20 K. Duda	22 A. Přerovský	23 D. Erebai	26 R. Navrátil	33 D. Bláha
1/1 1/1 1/1		0/2		1/3 0/1 0/2 1/1 1/1	1/1 1/1	0/2 1/2
	1/1			1 post		

TOTAL

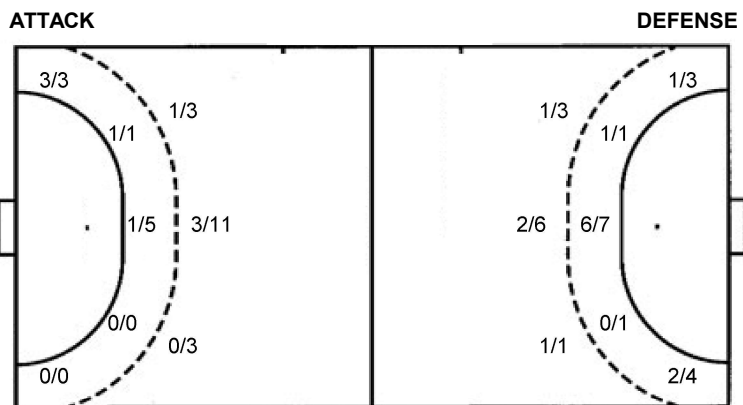
3/5	0/1	3/3
2/5	0/6	0/3
5/5	1/1	7/9

1 post 2 miss. 2 block

Saves distribution goalkeepers

1 V. Košťálek	16 P. Dufek	TOTAL
1/4 2/2 0/10	2/3 3/3 1/2 1/2 0/1 1/2	2/6 2/3 3/5 2/2 3/3 1/2 0/12 1/3 1/4

Shots by position



7m penalties	4/5	7m penalties	0/0
Fastbreak	5/6	Fastbreak	8/10
Breakthrough	3/6	Breakthrough	5/12
Long dist.	0/1	Long dist.	2/5

Shooting statistics

Position	Goals	Sav.	Miss.	Post	Blk.	Total	%
Back (9m)	4	8	2	1	2	17	24
Line (6m)	2	4	0	0	0	6	33
Wing	3	0	0	0	0	3	100
7m penalties	4	1	0	0	0	5	80
Fastbreak	5	1	0	0	0	6	83
Breakthrough	3	3	0	0	0	6	50
Total	21	17	2	1	2	43	49

Jersey number Tot. Total shooting 6m 6m (line) shooting 9m 9m shooting Wng Wing shooting FB Fastbreak sh. 7m 7m penalty sh.
 Brk. Breakthrough sh. LD Long distance sh. As. Assists PC Pass clear chance E7 Earned 7m pen. TF Technical faults St. Steals
 2m 2m punishments C7. Committed 7m E2 Earned 2m pun. YC. Yellow cards R/B Red/Blue cards Blk. Blocks S Starting Line-up

Handball statistics and livescore by Toma-soft ltd (www.toma-soft.hr)



10th Men's Youth (U19) World Championship

Croatia

Main Round II, 1. round



Match Team Statistics

Match No. 54

Spain 29 - 21 Czech Republic

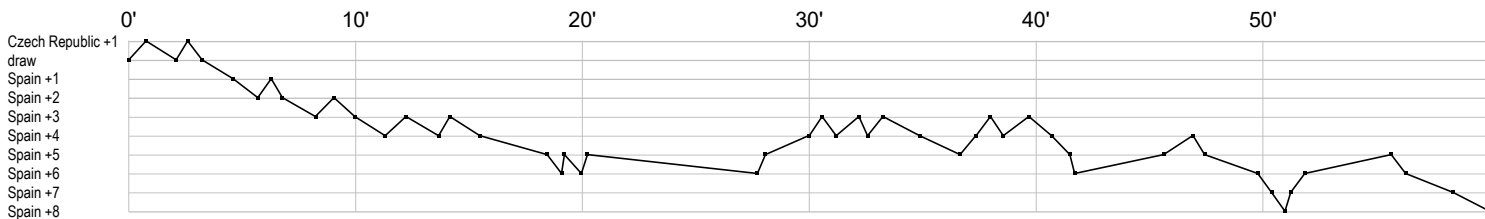
(14 - 10) (15 - 11)

7.8.2023. 19:30

Attendance: 100

Josip Samardžija Bepo Hall

Referees: Khasan Ismoilov (UZB) / Khasan Ismoilov (UZB)



Spain

Player	0-10'	10-20'	20-30'	30-40'	40-50'
2 Ocana Matas					
3 Castillo		g	g t	a g	t t
4 Aja Gárate J				f	
6 Cikusa I	c g	c	t a	f	c
7 Romero	f	f	g g	g	bg
8 Herrero			g	t	t p
9 Conde					a
10 Barrufet				g	2
11 Pisonero	i	t	a t	f	a
12 Perez	r	r s	s r s s s	r r	s s sr s r r
13 Guijarro			2	f	
15 Cikusa I	fp	g	bg	ga	xt
16 Amores	r	sr	r		
17 Arzo Azofra I	a		c	ba	
18 González		g		b	
19 Delgado			f	t	f 2

Czech Republic

Player	0-10'	10-20'	20-30'	30-40'	40-50'
1 Košťálek V		r s r	srr	r f	s r s ss
2 Honc J				bg	
3 Štěpán O					
4 Popela M			t t	t	
5 Josef J	te	e	b	f	f
8 Macur M	t	t			i t
9 Košťálek V					p t
10 Flajsar D	g	t	f	t	eg
11 Matouš F	g	fg	t	t	
16 Dufek P	ss	r r	r r r r		
19 Ogoun P				t t	gba
20 Duda K			f f		
22 Přerovský A					t
23 Erebai D	t t	g f	g t	t	g f
26 Navrátil R			g	g	
33 Bláha D	2		f f	gi	e b

In game	g Goal scored	f Missed shot	a Assist	t Technical faults	b Steal
2 2min suspension	e Eearned 7m	c Committed 7m	y Yellow card	r Red Card	k Blue card
i Eearned 2min.	x Block	4 4min suspension	p Pass for clear chance	s Saved shot	r Received goal