



10th Men's Youth (U19) World Championship

Croatia

President's Cup I, 1. round



Match Team Statistics

Match No. 51

Algeria 39 - 14 New Zealand

(22 - 4) (17 - 10)

7.8.2023. 13:30

Attendance: 75

Arena Varaždin

Referees: Yufeng Cheng (CHN) / Yunlei Zhou (CHN)

Algeria

#	Surname and name	S	Goals / shots									Attack				Def.			Penalties				TP						
			Tot.	%	9m	6m	Wing	7m	FB	Brk.	LD	As.	PC	E7	E2	TF	St.	C7	Blk	YC	2m	R		B					
3	YOUCEF Atek	S	1/1	100	1/1									9				3	1										29:58
5	MOHAMED ALI Bendiab	S	4/4	100						3/3	1/1			2	1		1	2	3										31:21
7	MOHAMED CHERIF B H Zhoual		4/5	80	0/1			2/2						1				1		1									26:49
11	AHMED ANISSE Mahdi	S	4/4	100				2/2		2/2									1										23:22
13	WAIL Talaa	S	1/1	100							1/1			2	1			1	2	1		1	2						39:14
17	ISLAM Lahouaouala		1/1	100		1/1																							6:54
19	ABDELOUAHAB Djemati	S	7/9	78		1/2	3/4			3/3				1				1	2	1									32:54
21	KHALED Seldja		4/6	67	2/2					1/1	1/3			1				2	1		2								33:57
22	SID ALI Achiche	S												1	1														30:00
23	TAISSIR AHMED F Haioun		2/3	67		1/2					1/1				1		1												14:42
25	SALAH EDDINE Hamdaoui		0/1	0	0/1									1				1											30:00
48	AIMENE Laskri		4/5	80	1/1	0/1					3/3							2											26:36
53	MAROUANE Bendridi		4/5	80			1/2			2/2		1/1							2	1				1					23:57
69	ZAKARIA Adri	S	1/2	50			1/1			0/1				1	1			1	1					2					23:31
73	AHMED RAYANE Benslimane													2															30:00
87	ALI Kouadria		2/4	50	1/2					0/1	1/1			1	2			2	1										16:28
	Team / bench																												
	UKUPNO		39/51	76	5/8	3/6	9/11	0/0	11/13	10/12	1/1			22	7	0	2	16	14	4	2	1	5	0	0				

#	Surname and name	Saves / shots								
		Tot.	%	9m	6m	Wing	7m	FB	Brk.	LD
22	SID ALI Achiche	6/10	60	3/5	1/2		1/1		1/2	
73	AHMED RAYANE Benslimane	7/17	41	3/5	1/3	2/4	1/2		0/3	
	TOTAL	13/27	48	6/10	2/5	2/4	2/3	0/0	1/5	0/0

Coach: Belgit Mohammed

Number of attacks: 65, Efficiency: 60%, Average Duration: 21.61 seconds

Attack by type of defense

	Shots	9m	6m	Wing	TF	E7	E2
On def. 6-0	25/35	5/8	3/6	9/11	16	0	2
Fastbreak	11/13				0	0	0

Defense by type

	Total	9m	6m	Wing	Stl.	C7	2m
Def. 6-0	12/37	4/19	3/6	2/7	14	3	0
Def. 3-3	0/0	0/0	0/0	0/0	0	1	0
Fastbreak	0/0				0	0	5

Attack with superiority / minority / goalkeeper out

	Attack				Reaction		
	Att.	Eff.	Shots	TF	FB	LD	Tot.
6 on 6	52	58%	30/38	14			
6 on 5	5	60%	3/5	0			
5 on 6	8	75%	6/6	2			

Player superiority / GK out counted at the end of attack (in case it changes during attack)

Defense with superiority / minority / goalkeeper out

	Attack				Reaction		
	Att.	Eff.	Shots	TF	FB	LD	Tot.
6 on 6 (GK out)	4	25%	1/2	2	0/0	0/0	0/0
6 on 6	49	18%	9/24	25			
6 on 5	11	36%	4/9	2			

Numbers show attacking numbers of opponent. Lower efficiency of opponent means better defense of this team

Jersey number Tot. Total shooting 6m 6m (line) shooting 9m 9m shooting Wng Wing shooting FB Fastbreak sh. 7m 7m penalty sh.
 Brk. Breakthrough sh. LD Long distance sh. As. Assists PC Pass clear chance E7 Earned 7m pen. TF Technical faults St. Steals
 2m 2m punishments C7. Committed 7m E2 Earned 2m pun. YC. Yellow cards R/B Red/Blue cards Blk. Blocks S Starting Line-up

Handball statistics and livescore by Toma-soft ltd (www.toma-soft.hr)



10th Men's Youth (U19) World Championship

Croatia

President's Cup I, 1. round



Match Team Statistics

Match No. 51

Algeria 39 - 14 New Zealand

(22 - 4) (17 - 10)

7.8.2023. 13:30

Attendance: 75

Arena Varaždin

Referees: Yufeng Cheng (CHN) / Yunlei Zhou (CHN)

Shot distribution by player

3 A. Youcef

		1/1

5 B. Mohamed Ali

2/2	1/1	1/1

7 Z. Mohamed Cherif B

	0/1	4/4

11 M. Ahmed Anisse

1/1		
1/1		2/2

13 T. Wail

		1/1

17 L. Islam

		1/1

19 D. Abdelouahab

		1/1
4/4		
1/1	1/1	

2 miss.

21 S. Khaled

		1/1
2/2		
		1/1

1 post 1 miss.

23 H. Taissir Ahmed F

1/1	1/1	

1 post

25 H. Salah Eddine

	0/1	

48 L. Aimene

		1/1
		1/1
1/1		1/1

1 post

53 B. Marouane

	1/1	
1/1		0/1
	2/2	

69 A. Zakaria

		1/1

1 miss.

87 K. Ali

	1/1	
		1/1

1 post 1 miss.

TOTAL

	2/2	3/3
8/8	0/1	4/5
6/6	5/6	11/11

4 post 5 miss.

Saves distribution goalkeepers

22 A. Sid Ali

		1/2
1/3		2/2
	2/3	

73 B. Ahmed

0/2	1/3	1/1
0/2	2/2	1/1
0/2	1/2	1/1

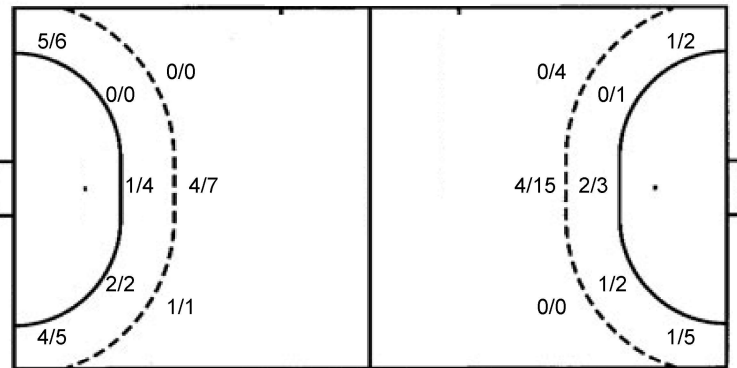
TOTAL

0/2	1/3	2/3
1/5	2/2	3/3
0/2	3/5	1/1

Shots by position

ATTACK

DEFENSE



7m penalties 0/0
Fastbreak 11/13
Breakthrough 10/12
Long dist. 1/1

7m penalties 1/4
Fastbreak 0/0
Breakthrough 4/6
Long dist. 0/0

Shooting statistics

Position	Goals	Sav.	Miss.	Post	Blk.	Total	%
Back (9m)	5	2	1	0	0	8	63
Line (6m)	3	0	1	2	0	6	50
Wing	9	1	1	0	0	11	82
7m penalties	0	0	0	0	0	0	0
Fastbreak	11	0	1	1	0	13	85
Breakthrough	10	0	1	1	0	12	83
Total	38	3	5	4	0	50	76

Jersey number Tot. Total shooting 6m 6m (line) shooting 9m 9m shooting Wng Wing shooting FB Fastbreak sh. 7m 7m penalty sh.
Brk. Breakthrough sh. LD Long distance sh. As. Assists PC Pass clear chance E7 Earned 7m pen. TF Technical faults St. Steals
2m 2m punishments C7. Committed 7m E2 Earned 2m pun. YC. Yellow cards R/B Red/Blue cards Blk. Blocks S Starting Line-up

Handball statistics and livescore by Toma-soft ltd (www.toma-soft.hr)



10th Men's Youth (U19) World Championship

Croatia

President's Cup I, 1. round



Match Team Statistics

Match No. 51

Algeria 39 - 14 New Zealand

(22 - 4) (17 - 10)

7.8.2023. 13:30

Attendance: 75

Arena Varaždin

Referees: Yufeng Cheng (CHN) / Yunlei Zhou (CHN)

New Zealand

#	Surname and name	S	Goals / shots								Attack				Def.			Penalties			TP								
			Tot.	%	9m	6m	Wing	7m	FB	Brk.	LD	As.	PC	E7	E2	TF	St.	C7	Blk	YC		2m	R	B					
2	PRINGOT Hector	S	2/3	67	1/2							1/1			3	2			6	2									42:15
4	CLARKE Edward		2/9	22	1/5			0/1	0/1			1/2							4										27:51
6	ROBERTSON Keir																		1										7:26
8	BRUCE-CAMPBELL Josh	S	4/9	44	2/5	0/1			1/2			1/1			1	1	1	2						1					50:15
9	BARHAM John		0/5	0	0/5													5											24:35
11	TSIAPRAZIS Damon		0/1	0				0/1										1	1										19:41
13	WHITTAKER John		2/3	67	0/1	2/2								1		1	1												16:56
14	EDMONDS Kyran		1/1	100								1/1																	10:30
16	DALWOOD Ethan	S	2/4	50		1/1	1/3							1			1		1										39:52
20	KUWASAKI Zen	S	0/1	0	0/1									1	2			6											24:42
22	CHOI Nicholas	S	0/2	0				0/1			0/1				1	1	1	3	1										30:24
23	SCHIRNACK Stanley	S																											43:26
24	JARVIS Riley																												9:20
30	LEAUPEPE Patrick	S	0/2	0		0/2											1	1	1							1			38:20
31	PRASAD Rohil																												14:38
44	MEDVECKY-WOLKENHAUER Yannick		1/2	50		1/2								1					1										19:49
	Team / bench																												
	UKUPNO		14/42	33	4/19	3/6	2/7	1/4	0/0	4/6	0/0			6	7	4	5	29	6	0	0	0	0	2	0	0			

#	Surname and name	Saves / shots								
		Tot.	%	9m	6m	Wing	7m	FB	Brk.	LD
23	SCHIRNACK Stanley	3/29	10	2/5	0/2	1/9		0/7	0/6	
31	PRASAD Rohil	0/12	0	0/2	0/1	0/1		0/4	0/4	
	TOTAL	3/41	7	2/7	0/3	1/10	0/0	0/11	0/10	0/0

Coach: Hayden Juranovich

Number of attacks: 64, Efficiency: 22%, Average Duration: 34.28 seconds

Attack by type of defense

	Shots	9m	6m	Wing	TF	E7	E2
On def. 6-0	12/37	4/19	3/6	2/7	29	3	5
On def. 3-3	0/0	0/0	0/0	0/0	0	1	0
Fastbreak	0/0				0	0	0

Defense by type

	Total	9m	6m	Wing	Stl.	C7	2m
Def. 6-0	25/35	5/8	3/6	9/11	6	0	0
Fastbreak	11/13				0	0	2

Attack with superiority / minority / goalkeeper out

	Attack				Reaction		
	Att.	Eff.	Shots	TF	FB	LD	Tot.
6 on 6 (GK out)	4	25%	1/2	2	0/0	0/0	0/0
6 on 6	49	18%	9/24	25			
6 on 5	11	36%	4/9	2			

Player superiority / GK out counted at the end of attack (in case it changes during attack)

Defense with superiority / minority / goalkeeper out

	Attack				Reaction		
	Att.	Eff.	Shots	TF	FB	LD	Tot.
6 on 6	52	58%	30/38	14			
6 on 5	5	60%	3/5	0			
5 on 6	8	75%	6/6	2			

Numbers show attacking numbers of opponent. Lower efficiency of opponent means better defense of this team

Jersey number Tot. Total shooting 6m 6m (line) shooting 9m 9m shooting Wng Wing shooting FB Fastbreak sh. 7m 7m penalty sh.
 Brk. Breakthrough sh. LD Long distance sh. As. Assists PC Pass clear chance E7 Earned 7m pen. TF Technical faults St. Steals
 2m 2m punishments C7. Committed 7m E2 Earned 2m pun. YC. Yellow cards R/B Red/Blue cards Blk. Blocks S Starting Line-up



10th Men's Youth (U19) World Championship

Croatia

President's Cup I, 1. round



Match Team Statistics

Match No. 51

Algeria 39 - 14 New Zealand

(22 - 4) (17 - 10)

7.8.2023. 13:30

Attendance: 75

Arena Varaždin

Referees: Yufeng Cheng (CHN) / Yunlei Zhou (CHN)

Shot distribution by player

2 H. Pringot

		1/1
	0/1	

1/1 lob

4 E. Clarke

		0/1
1/1	0/1	
	1/1	0/1

1 post 2 miss. 1 block

6 K. Robertson

8 J. Bruce-Campbell

1/1	1/1	
2/2		

1 post 3 miss. 1 block

9 J. Barham

	0/1	
	0/1	

3 miss.

11 D. Tsiaprazis

		0/1

13 J. Whittaker

1/1		
1/1		0/1

14 K. Edmonds

1/1		

16 E. Dalwood

	1/1	
1/1		

2 post

20 Z. Kuwasaki

		0/1

22 N. Choi

0/1		0/1

24 R. Jarvis

30 P. Leaupepe

	0/2	

44 Y.

	1/1	

1 post

TOTAL

2/2	2/3	1/3
4/5	0/2	0/3
2/2	2/5	0/1

5 post 8 miss. 2 block 1/1 lob

Saves distribution goalkeepers

23 S. Schirnack

	0/1	0/2
0/5	1/1	1/4
0/6	1/3	0/7

31 R. Prasad

	0/1	0/1
0/3		0/1
	0/2	0/4

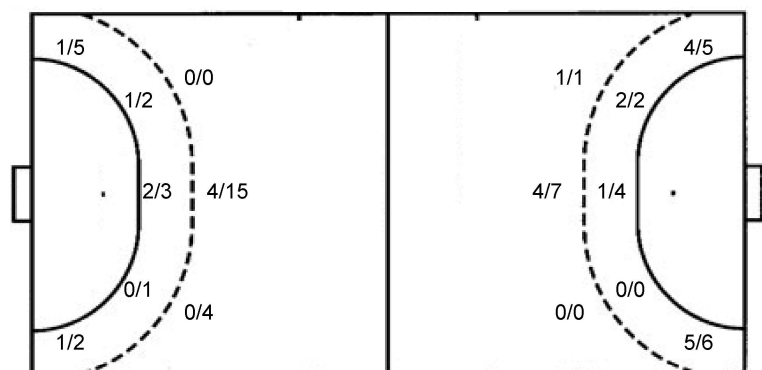
TOTAL

	0/2	0/3
0/8	1/1	1/5
0/6	1/5	0/11

Shots by position

ATTACK

DEFENSE



7m penalties 1/4

Fastbreak 0/0

Breakthrough 4/6

Long dist. 0/0

7m penalties 0/0

Fastbreak 11/13

Breakthrough 10/12

Long dist. 1/1

Shooting statistics

Position	Goals	Sav.	Miss.	Post	Blk.	Total	%
Back (9m)	4	6	7	0	2	19	21
Line (6m)	3	2	1	0	0	6	50
Wing	2	2	0	3	0	7	29
7m penalties	1	2	0	1	0	4	25
Fastbreak	0	0	0	0	0	0	0
Breakthrough	4	1	0	1	0	6	67
Total	14	13	8	5	2	42	33

Jersey number Tot. Total shooting 6m 6m (line) shooting 9m 9m shooting Wng Wing shooting FB Fastbreak sh. 7m 7m penalty sh.
 Brk. Breakthrough sh. LD Long distance sh. As. Assists PC Pass clear chance E7 Earned 7m pen. TF Technical faults St. Steals
 2m 2m punishments C7. Committed 7m E2 Earned 2m pun. YC. Yellow cards R/B Red/Blue cards Blk. Blocks S Starting Line-up

Handball statistics and livescore by Toma-soft ltd (www.toma-soft.hr)



10th Men's Youth (U19) World Championship

Croatia

President's Cup I, 1. round



Match Team Statistics

Match No. 51

Algeria 39 - 14 New Zealand

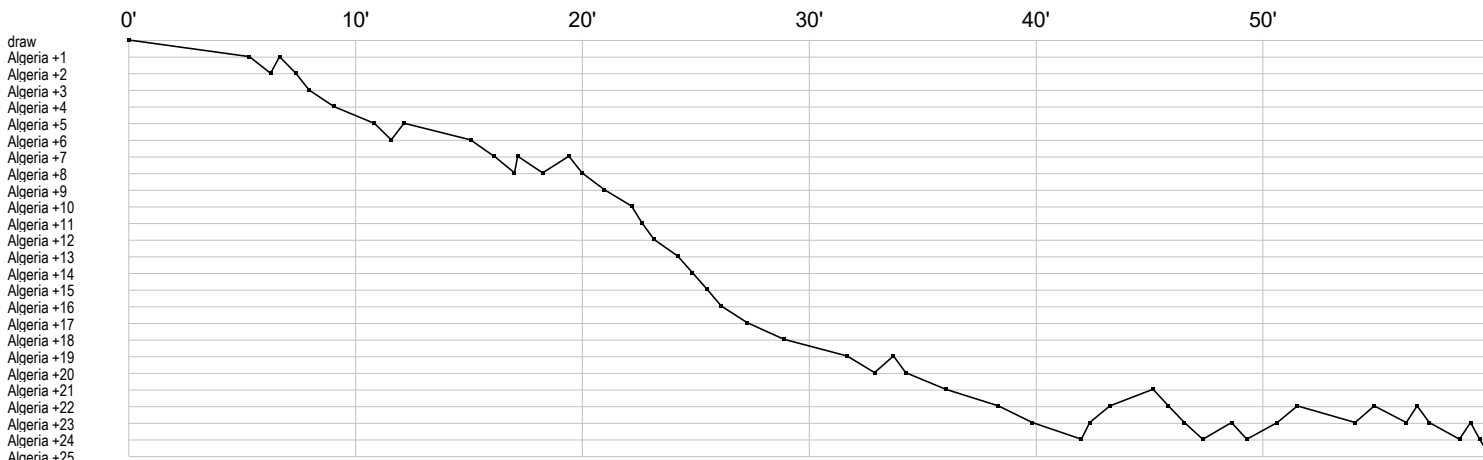
(22 - 4) (17 - 10)

7.8.2023. 13:30

Attendance: 75

Arena Varaždin

Referees: Yufeng Cheng (CHN) / Yunlei Zhou (CHN)



Algeria

3 Youcef A	b t a a a g t a a a a a t a		
5 Mohamed Ali	p t bg	g a t	bg g ba i
7 Mohamed			g g g c t a f g
11 Ahmed	g g	g g	b
13 Wail T	b p t y		a ba 2 2c g
17 Islam L		g	
19 Abdelouahab	f b g g	g c b	g g a g f t g
21 Khaled S			g t x xg f g t b a f
22 Sid Ali A	r a s sr s sr s r		s p
23 Taissir Ahmed			f g pi g
25 Salah Eddine			t f a
48 Aimene L		g g	f g g t t
53 Marouane B			gb f bg g g 2c
69 Zakaria A	p f b a 2 t 2		g
73 Ahmed			a sr s s s r r r sr r r s a r r sr
87 Ali K			f f g p g t p t

New Zealand

2 Pringot H	t g t f	p p a	bt t t		t a b g a
4 Clarke E		g f g f f t t		t ff f t	f
6 Robertson K					t
8 Bruce-Campbell	f t f		f e f f t	p i g g 2	g g
9 Barham J	f		t	tf f t f t	f
11 Tsiaprazis D				b t f	
13 Whittaker J			f		a i e g g
14 Edmonds K					g
16 Dalwood E	i g				f g ba f
20 Kuwasaki Z	t t t t		t		p t a f p
22 Choi N	b	f f t t			t p i e
23 Schirmack S	r r r r r	r r r r r r	r r r r		r s r r r r s s r r r r
24 Jarvis R					
30 Leaupepe P	t	i e f		2	f
31 Prasad R			r r r r r r	r r r r r r	
44 Medvecky-Wol					g b p f

In game	g Goal scored	f Missed shot	a Assist	t Technical faults	b Steal
2 2min suspension	e Eearned 7m	c Committed 7m	y Yellow card	r Red Card	k Blue card
i Eearned 2min.	x Block	4 4min suspension	p Pass for clear chance	s Saved shot	r Received goal