



10th Men's Youth (U19) World Championship

Croatia

Main Round I, 1. round



Match Team Statistics

Match No. 50

Hungary 29 - 31 Portugal

(16 - 11) (13 - 20)

7.8.2023. 17:30

Attendance: 150

Arena Varaždin

Referees: Alexei Covalciuc (MDA) / Igor Covalciuc (MDA)

Shot distribution by player

7 R. Terjék	10 M. Czabula	17 K. Csörgo	20 S. Kathi	24 G. Fekete	26 Á. Nagy	34 B. Szucs
1/1		0/1				
1/1		1/1	2/2			
1/1		1/1	1/2	1/2		
		1 post 1 miss.	1 miss.		1 miss.	

54 B. Balogh	68 Z. Török-Vida	77 T. Kovács	79 H. Hermann	88 R. Molnár	90 L. Tóth	93 Z. Szepesi
		2/3				
		1/1	1/2			
		2/2	1/1	2/2		1/1
		1 block		1 miss.		

TOTAL

3/5		5/5
2/2	1/1	5/7
7/8	2/4	4/5

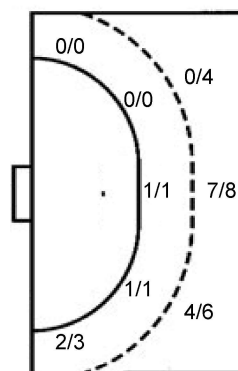
1 post 4 miss. 1 block

Saves distribution goalkeepers

1 L. Lovistyek	16 A. Radvánszki	TOTAL
0/1	0/1	1/4
	1/1	0/1
	1/3	1/3
0/4	0/6	1/3
	1/3	1/3
		0/2
		1/4
		1/1
		0/1
		2/4
		0/10
		1/3
		1/8

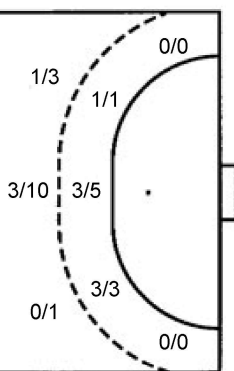
Shots by position

ATTACK



7m penalties 2/3
 Fastbreak 2/2
 Breakthrough 9/14
 Long dist. 1/1

DEFENSE



7m penalties 4/4
 Fastbreak 2/2
 Breakthrough 13/15
 Long dist. 1/1

Shooting statistics

Position	Goals	Sav.	Miss.	Post	Blk.	Total	%
Back (9m)	11	3	2	1	1	18	61
Line (6m)	2	0	0	0	0	2	100
Wing	2	0	1	0	0	3	67
7m penalties	2	1	0	0	0	3	67
Fastbreak	2	0	0	0	0	2	100
Breakthrough	9	4	1	0	0	14	64
Total	28	8	4	1	1	42	67

Jersey number Tot. Total shooting 6m 6m (line) shooting 9m 9m shooting Wng Wing shooting FB Fastbreak sh. 7m 7m penalty sh.
 Brk. Breakthrough sh. LD Long distance sh. As. Assists PC Pass clear chance E7 Earned 7m pen. TF Technical faults St. Steals
 2m 2m punishments C7. Committed 7m E2 Earned 2m pun. YC. Yellow cards R/B Red/Blue cards Blk. Blocks S Starting Line-up

Handball statistics and livescore by Toma-soft ltd (www.toma-soft.hr)



10th Men's Youth (U19) World Championship

Croatia

Main Round I, 1. round



Match Team Statistics

Match No. 50

Hungary 29 - 31 Portugal

(16 - 11) (13 - 20)

7.8.2023. 17:30

Attendance: 150

Arena Varaždin

Referees: Alexei Covalciuc (MDA) / Igor Covalciuc (MDA)

Portugal

#	Surname and name	S	Goals / shots							Attack				Def.			Penalties			TP					
			Tot.	%	9m	6m	Wing	7m	FB	Brk.	LD	As.	PC	E7	E2	TF	St.	C7	Blk		YC	2m	R	B	
2	FERREIRA José	S	2/3	67		1/1				1/1	0/1				1			1						25:12	
3	MACHADO António	S	4/6	67		4/6															1			58:55	
4	CALUNGA Ruben																					1		4:21	
5	LEITE Eduardo	S	1/1	100		1/1																		32:38	
7	TEIXEIRA Tomás		0/3	0	0/3									1			1	1	1	1				12:45	
8	TEIXEIRA David		2/2	100						1/1	1/1				1		1							10:21	
11	MAGALHAES Joao		2/3	67	0/1				1/1	1/1							1	1					1	28:30	
12	MORGADO Gonçalo																							13:00	
16	TEIXEIRA Vasco													1										27:46	
17	OLIVEIRA Nuno	S	4/4	100				4/4																59:38	
19	SOUSA Tiago		6/9	67	1/4	1/1				4/4				1		1	3					1		32:34	
26	MONTEIRO Filipe	S	4/6	67	0/1					4/5				5	1	3	2	1						59:38	
36	GUNES Deniz	S																						17:00	
53	LOURENÇO Joao	S	6/8	75	3/5					3/3						1	1				1			36:54	
75	COSTA Eduardo																								
86	PODOLSKYY Denis																								
	Team / bench																					1			
	UKUPNO		31/45	69	4/14	7/9	0/0	4/4	2/2	13/15	1/1			8	2	4	6	9	2	3	1	1	4	0	0

#	Surname and name	Saves / shots								
		Tot.	%	9m	6m	Wing	7m	FB	Brk.	LD
12	MORGADO Gonçalo	1/7	14	1/3					0/4	
16	TEIXEIRA Vasco	6/18	33	2/8	0/1	0/2	1/2	0/1	3/4	
36	GUNES Deniz	1/11	9	0/3	0/1		0/1	0/1	1/5	
	TOTAL	8/36	22	3/14	0/2	0/2	1/3	0/2	4/13	0/0

Coach: Ricardo Santos

Number of attacks: 52, Efficiency: 60%, Average Duration: 36.76 seconds

Attack by type of defense

	Shots	9m	6m	Wing	TF	E7	E2
On def. 6-0	22/34	4/13	5/7	0/0	9	4	6
On def. press.	2/3	0/0	2/2	0/0	0	0	0
Fastbreak	2/2				0	0	0

Defense by type

	Total	9m	6m	Wing	Stl.	C7	2m
Def. 6-0	6/7	2/2	1/1	1/1	0	1	0
Def. 4-2	17/28	8/14	1/1	1/2	2	2	0
Def. 3-2-1	1/2	1/2	0/0	0/0	0	0	0
Fastbreak	2/2				0	0	4

Attack with superiority / minority / goalkeeper out

	Attack				Reaction		
	Att.	Eff.	Shots	TF	FB	LD	Tot.
6 on 6 (GK out)	4	75%	3/4	0	0/0	1/1	1/1
6 on 6	37	51%	19/29	8			
5 on 6	1	100%	1/1	0			
6 on 5	9	78%	7/8	1			
6 on 4	1	100%	1/1	0			

Player superiority / GK out counted at the end of attack (in case it changes during attack)

Defense with superiority / minority / goalkeeper out

	Attack				Reaction		
	Att.	Eff.	Shots	TF	FB	LD	Tot.
7 on 6 (GK out)	3	67%	2/2	1	0/0	0/0	0/0
6 on 6 (GK out)	5	20%	1/2	3	0/0	1/1	1/1
6 on 5 (GK out)	1	100%	1/1	0	0/0	0/0	0/0
5 on 6 (GK out)	1	0%	0/1	0	0/0	0/0	0/0
6 on 6	34	56%	19/29	5			
6 on 5	8	75%	6/6	2			
5 on 6	1	0%	0/1	0			

Numbers show attacking numbers of opponent. Lower efficiency of opponent means better defense of this team

Jersey number Tot. Total shooting 6m 6m (line) shooting 9m 9m shooting Wng Wing shooting FB Fastbreak sh. 7m 7m penalty sh.
 Brk. Breakthrough sh. LD Long distance sh. As. Assists PC Pass clear chance E7 Earned 7m pen. TF Technical faults St. Steals
 2m 2m punishments C7. Committed 7m E2 Earned 2m pun. YC. Yellow cards R/B Red/Blue cards Blk. Blocks S Starting Line-up

Handball statistics and livescore by Toma-soft ltd (www.toma-soft.hr)



10th Men's Youth (U19) World Championship

Croatia

Main Round I, 1. round



Match Team Statistics

Match No. 50

Hungary 29 - 31 Portugal

(16 - 11) (13 - 20)

7.8.2023. 17:30

Attendance: 150

Arena Varaždin

Referees: Alexei Covalciuc (MDA) / Igor Covalciuc (MDA)

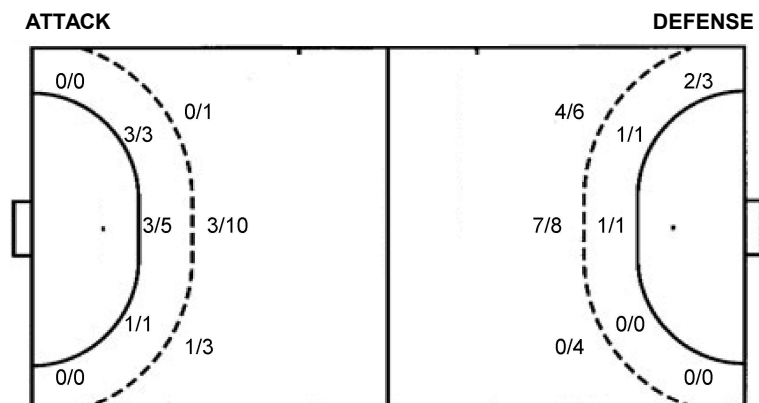
Shot distribution by player

Player	1st Half	2nd Half	Total
2 J. Ferreira	0/1	1/1	1/1
3 A. Machado	0/1	2/3	2/3
1/1 lob			
4 R. Calunga			
5 E. Leite	1/1		1/1
7 T. Teixeira	0/1		0/1
1 block			
8 D. Teixeira	1/1		1/1
11 J. Magalhaes	1/1	1/1	2/1
1 miss.			
17 N. Oliveira	1/1	1/1	2/1
19 T. Sousa	2/2	3/3	5/3
3 post			
26 F. Monteiro	2/2	1/1	3/1
1 post 1 miss.			
53 J. Lourenco	1/1	1/1	2/1
1 miss. 1/1 lob			
75 E. Costa			
86 D. Podolsky			
TOTAL	2/2	3/4	5/2
0/1 3/3 2/4			
10/10 2/3 7/8			
4 post 3 miss. 1 block 2/2 lob			

Saves distribution goalkeepers

Goalkeeper	1st Half	2nd Half	Total
12 G. Morgado	0/1	0/1	0/1
16 V. Teixeira	2/5	0/3	2/3
36 D. Gunes	0/1	0/1	0/1
TOTAL	2/5	0/5	2/5
0/2 0/1 2/6			
1/8 2/4 1/5			

Shots by position



7m penalties 4/4
 Fastbreak 2/2
 Breakthrough 13/15
 Long dist. 1/1

7m penalties 2/3
 Fastbreak 2/2
 Breakthrough 9/14
 Long dist. 1/1

Shooting statistics

Position	Goals	Sav.	Miss.	Post	Blk.	Total	%
Back (9m)	4	3	3	3	1	14	29
Line (6m)	7	2	0	0	0	9	78
Wing	0	0	0	0	0	0	0
7m penalties	4	0	0	0	0	4	100
Fastbreak	2	0	0	0	0	2	100
Breakthrough	13	1	0	1	0	15	87
Total	30	6	3	4	1	44	68

Jersey number Tot. Total shooting 6m 6m (line) shooting 9m 9m shooting Wng Wing shooting FB Fastbreak sh. 7m 7m penalty sh.
 Brk. Breakthrough sh. LD Long distance sh. As. Assists PC Pass clear chance E7 Earned 7m pen. TF Technical faults St. Steals
 2m 2m punishments C7. Committed 7m E2 Earned 2m pun. YC. Yellow cards R/B Red/Blue cards Blk. Blocks S Starting Line-up

