



# 10th Men's Youth (U19) World Championship

Croatia

Group G, 3. round



Match Team Statistics

Match No. 45

**Saudi Arabia 43 - 14 USA**

(22 - 7) (21 - 7)

5.8.2023. 13:00

Attendance: 200

Marino Cvetković Hall

Referees: Tatjana Prastalo (BIH) / Vesna Balvan (BIH)

## Saudi Arabia

#	Surname and name	S	Goals / shots								Attack					Def.			Penalties			TP		
			Tot.	%	9m	6m	Wing	7m	FB	Brk.	LD	As.	PC	E7	E2	TF	St.	C7	Blk	YC	2m		R	B
5	ALFADEL Hassan		0/1	0		0/1																		15:03
6	ALMOQBQUB Ali																							10:10
10	ALTWALAB Ahmed																							
14	ALABASS Jawad																							0:27
16	ALSAFWANI Hussain	S	1/1	100						1/1	8					1								57:40
17	ALQAID Mohammed																							2:20
18	AL FARDAN Sajjad	S	5/7	71		4/6				1/1	8	3		1		1	1							46:09
25	ALOBAYDI Ahmed																							
27	ALMOUWAIS Hussain		2/2	100		1/1	1/1																	10:13
39	AL SAEED Ahmed	S	7/12	58	2/5	2/2	3/3	0/1	0/1		3	2	3	1	2	1						1		43:22
44	ALHARBI Atiah														1	1								29:58
55	ALMARHOON Abdullah		0/2	0		0/2							2	3	1	1								14:17
57	ALABASS Mahdi	S	4/7	57		0/1	4/5			0/1	2				1	3		1				2		59:54
77	ABUSARER Maitham	S	4/4	100		1/1			2/2						1							1		49:19
90	ALTURKI Qasem	S	5/8	63				0/1		5/7	3	2		1	3	2								32:51
99	FURAIJ Hussain	S	15/20	75		2/3	4/6	0/1	8/8		1/2	1			2	3	1							48:17
	Team / bench														1									
	UKUPNO		43/64	67	2/5	10/17	9/12	3/5	10/11	6/10	3/4	25	7	5	7	11	14	2	1	0	4	0	0	

#	Surname and name	Saves / shots								
		Tot.	%	9m	6m	Wing	7m	FB	Brk.	LD
14	ALABASS Jawad	0/1	0				0/1			
16	ALSAFWANI Hussain	13/26	50	8/12	3/6	0/2	0/1	1/1	1/4	
	TOTAL	13/27	48	8/12	3/6	0/2	0/2	1/1	1/4	0/0

Coach: Juan Lopez

Number of attacks: 68, Efficiency: 63%, Average Duration: 23.31 seconds

### Attack by type of defense

	Shots	9m	6m	Wing	TF	E7	E2
On def. 6-0	18/30	2/5	6/11	7/9	11	3	4
On def. 5-1	2/5	0/0	0/1	1/1	0	0	0
On def. 4-2	3/4	0/0	0/0	1/2	0	1	2
On def. 3-3	0/0	0/0	0/0	0/0	0	1	1
Fastbreak	10/11				0	0	0

### Defense by type

	Total	9m	6m	Wing	Stl.	C7	2m
Def. 6-0	12/31	4/15	3/7	2/3	14	2	0
Fastbreak	0/1				0	0	4

### Defense with superiority / minority / goalkeeper out

	Attack				Reaction		
	Att.	Eff.	Shots	TF	FB	LD	Tot.
7 on 6 (GK out)	1	0%	0/0	1	0/0	1/1	1/1
6 on 6 (GK out)	7	0%	0/2	5	0/0	2/2	2/2
6 on 6	46	24%	11/21	25			
5 on 6	4	25%	1/3	1			
6 on 5 (GK out)	2	0%	0/1	1	0/0	0/1	0/1
6 on 5	8	25%	2/3	5			

Numbers show attacking numbers of opponent. Lower efficiency of opponent means better defense of this team

### Attack with superiority / minority / goalkeeper out

	Attack				Reaction		
	Att.	Eff.	Shots	TF	FB	LD	Tot.
6 on 6 (GK out)	5	80%	4/4	1	0/0	0/1	0/1
6 on 6	47	68%	32/40	7			
6 on 5	12	42%	5/9	3			
6 on 4	1	100%	1/1	0			
5 on 6	1	100%	1/1	0			
5 on 5	2	0%	0/2	0			

Player superiority / GK out counted at the end of attack (in case it changes during attack)

# Jersey number Tot. Total shooting 6m 6m (line) shooting 9m 9m shooting Wng Wing shooting FB Fastbreak sh. 7m 7m penalty sh.  
 Brk. Breakthrough sh. LD Long distance sh. As. Assists PC Pass clear chance E7 Earned 7m pen. TF Technical faults St. Steals  
 2m 2m punishments C7. Committed 7m E2 Earned 2m pun. YC. Yellow cards R/B Red/Blue cards Blk. Blocks S Starting Line-up



# 10th Men's Youth (U19) World Championship

Croatia

Group G, 3. round



## Match Team Statistics

Match No. 45

## Saudi Arabia 43 - 14 USA

(22 - 7) (21 - 7)

5.8.2023. 13:00

Attendance: 200

Marino Cvetković Hall

Referees: Tatjana Prastalo (BIH) / Vesna Balvan (BIH)

## Shot distribution by player

### 5 H. Alfadel


1 post

### 6 A. Almoqbqub


### 10 A. Altwalab


### 17 M. Alqaid


### 18 S. Al Fardan

1/1	0/1	
1/1	1/1	1/1
		1/1

1 post

### 25 A. Alobaidi


### 27 H. Almouwais

	1/1	
1/1		

### 39 A. Al Saeed

	1/1	
4/4	1/1	1/2

3 miss. 1 block

### 44 A. Alharbi


### 55 A. Almarhoon

0/1		
	0/1	

### 57 M. Alabass

	0/1	1/1
1/1	0/1	1/1
		0/1

1/1 lob

### 77 M. Abusarer

		2/2
		1/1

1/1 lob

### 90 Q. Alturki

1/2		1/2
2/2		1/2

### 99 H. Furaj

0/1		
1/3		1/1
4/4	1/1	6/6

1 post 1 miss. 2/2 lob

## TOTAL

1/2	2/4	1/1
5/9	1/2	6/7
10/10	2/3	10/13

3 post 4 miss. 1 block 4/4 lob

## Saves distribution goalkeepers

### 14 J. Alabass

		0/1

### 16 H. Alsafwani

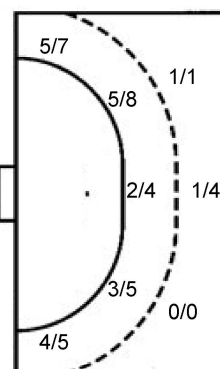
0/2	1/1	1/2
4/5		2/5
3/3	2/4	0/4

## TOTAL

0/2	1/1	1/2
4/5		2/5
3/3	2/4	0/5

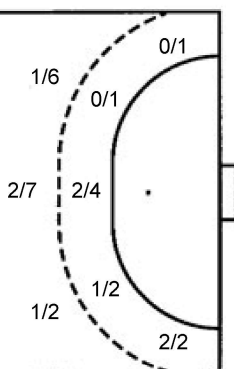
## Shots by position

### ATTACK



7m penalties	3/5
Fastbreak	10/11
Breakthrough	6/10
Long dist.	3/4

### DEFENSE



7m penalties	2/2
Fastbreak	0/1
Breakthrough	3/6
Long dist.	0/1

## Shooting statistics

Position	Goals	Sav.	Miss.	Post	Blk.	Total	%
Back (9m)	2	0	2	0	1	5	40
Line (6m)	10	5	0	2	0	17	59
Wing	9	2	0	1	0	12	75
7m penalties	3	2	0	0	0	5	60
Fastbreak	10	0	1	0	0	11	91
Breakthrough	6	4	0	0	0	10	60
<b>Total</b>	<b>40</b>	<b>13</b>	<b>3</b>	<b>3</b>	<b>1</b>	<b>60</b>	<b>67</b>

# Jersey number Tot. Total shooting 6m 6m (line) shooting 9m 9m shooting Wng Wing shooting FB Fastbreak sh. 7m 7m penalty sh.  
 Brk. Breakthrough sh. LD Long distance sh. As. Assists PC Pass clear chance E7 Earned 7m pen. TF Technical faults St. Steals  
 2m 2m punishments C7. Committed 7m E2 Earned 2m pun. YC. Yellow cards R/B Red/Blue cards Blk. Blocks S Starting Line-up

Handball statistics and livescore by Toma-soft ltd (www.toma-soft.hr)



# 10th Men's Youth (U19) World Championship

Croatia

Group G, 3. round



Match Team Statistics

Match No. 45

## Saudi Arabia 43 - 14 USA

(22 - 7) (21 - 7)

5.8.2023. 13:00

Attendance: 200

Marino Cvetković Hall

Referees: Tatjana Prastalo (BIH) / Vesna Balvan (BIH)

### USA

#	Surname and name	S	Goals / shots								Attack				Def.			Penalties			TP					
			Tot.	%	9m	6m	Wing	7m	FB	Brk.	LD	As.	PC	E7	E2	TF	St.	C7	Blk	YC		2m	R	B		
1	CERCOLA Mattia														1											25:47
2	BULOW Aiden		0/1	0																						17:58
3	KUHLMEYER Kaeden		1/4	25		1/3																				29:05
4	ALCOVER PALOMINO Alfonso	S																								15:40
6	ZINKE Fabian																									3:48
8	GORDON Evan	S	0/2	0			0/1			0/1						1										33:49
9	GALLITTU John	S	3/4	75	1/2			1/1																		52:49
10	DELGADO Luis Felipe		0/1	0		0/1																				5:20
11	EDWARDS Benjamin	S	5/10	50	1/4				2/2			2/4			1	1										49:13
12	MUNGUIA Aaron																									
13	HODGSON Ian																									27:52
14	GRABNER Nepomuk	S	2/7	29	2/7										1											45:14
16	WIDE Grayson	S																								27:58
18	WOLF-BLOOM Aaron		0/1	0		0/1																				13:13
19	MCCAULEY Maksim	S	3/5	60	0/2	2/2	1/1									2	1									60:00
86	FERNANDEZ Jordan															1										12:14
	Team / bench																									
	UKUPNO		14/35	40	4/15	3/7	2/3	2/2	0/1	3/6	0/1				4	4	2	3	38	2	5	1	0	7	0	0

#	Surname and name	Saves / shots								
		Tot.	%	9m	6m	Wing	7m	FB	Brk.	LD
1	CERCOLA Mattia	6/18	33		3/6	1/3	2/4	0/2	0/3	
12	MUNGUIA Aaron									
16	WIDE Grayson	7/35	20	0/2	2/9	1/8	0/1	0/8	4/7	
	TOTAL	13/53	25	0/2	5/15	2/11	2/5	1/10	4/10	0/0

Coach: **Martin Bilello**

Number of attacks: 68, Efficiency: 21%, Average Duration: 29.54 seconds

### Attack by type of defense

	Shots	9m	6m	Wing	TF	E7	E2
On def. 6-0	12/31	4/15	3/7	2/3	38	2	3
Fastbreak	0/1				0	0	0

### Defense by type

	Total	9m	6m	Wing	Stl.	C7	2m
Def. 6-0	18/30	2/5	6/11	7/9	2	3	0
Def. 5-1	2/5	0/0	0/1	1/1	0	0	0
Def. 4-2	3/4	0/0	0/0	1/2	0	1	0
Def. 3-3	0/0	0/0	0/0	0/0	0	1	0
Fastbreak	10/11				0	0	7

### Attack with superiority / minority / goalkeeper out

	Attack				Reaction		
	Att.	Eff.	Shots	TF	FB	LD	Tot.
7 on 6 (GK out)	1	0%	0/0	1	0/0	1/1	1/1
6 on 6 (GK out)	7	0%	0/2	5	0/0	2/2	2/2
6 on 6	46	24%	11/21	25			
5 on 6	4	25%	1/3	1			
6 on 5 (GK out)	2	0%	0/1	1	0/0	0/1	0/1
6 on 5	8	25%	2/3	5			

Player superiority / GK out counted at the end of attack (in case it changes during attack)

### Defense with superiority / minority / goalkeeper out

	Attack				Reaction		
	Att.	Eff.	Shots	TF	FB	LD	Tot.
6 on 6 (GK out)	5	80%	4/4	1	0/0	0/1	0/1
6 on 6	47	68%	32/40	7			
6 on 5	12	42%	5/9	3			
6 on 4	1	100%	1/1	0			
5 on 6	1	100%	1/1	0			
5 on 5	2	0%	0/2	0			

Numbers show attacking numbers of opponent. Lower efficiency of opponent means better defense of this team

# Jersey number Tot. Total shooting 6m 6m (line) shooting 9m 9m shooting Wng Wing shooting FB Fastbreak sh. 7m 7m penalty sh.  
 Brk. Breakthrough sh. LD Long distance sh. As. Assists PC Pass clear chance E7 Earned 7m pen. TF Technical faults St. Steals  
 2m 2m punishments C7. Committed 7m E2 Earned 2m pun. YC. Yellow cards R/B Red/Blue cards Blk. Blocks S Starting Line-up

Handball statistics and livescore by Toma-soft ltd (www.toma-soft.hr)



# 10th Men's Youth (U19) World Championship

Croatia

Group G, 3. round



Match Team Statistics

Match No. 45

## Saudi Arabia 43 - 14 USA

(22 - 7) (21 - 7)

5.8.2023. 13:00

Attendance: 200

Marino Cvetković Hall

Referees: Tatjana Prastalo (BIH) / Vesna Balvan (BIH)

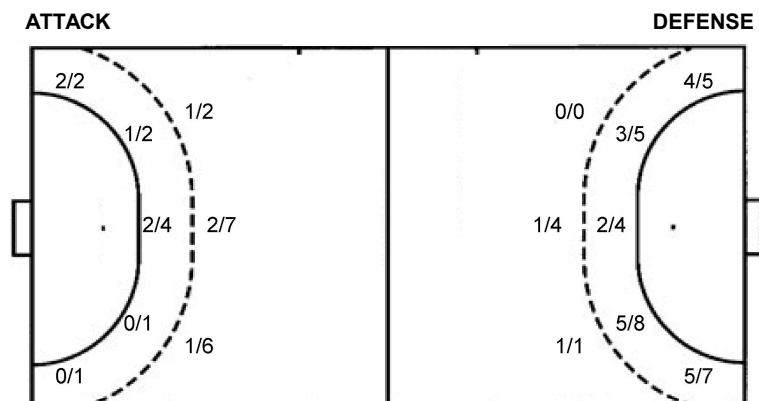
### Shot distribution by player

<b>2 A. Bulow</b> 1 post	<b>3 K. Kuhlmeier</b> 1 post 1 miss. 0/1 1/1	<b>4 A. Alcover Palomino</b>	<b>6 F. Zinke</b>	<b>8 E. Gordon</b> 1 miss. 0/1	<b>9 J. Gallittu</b> 1 miss. 1/1 1/1 1/1	<b>10 L. Delgado</b> 0/1
<b>11 B. Edwards</b> 2 miss. 1/2 0/1 1/2 2/2	<b>13 I. Hodgson</b>	<b>14 N. Grabner</b> 1/1 0/1 0/2 0/1 1/1	<b>18 A. Wolf-Bloom</b> 0/1	<b>19 M. Mccauley</b> 1 block 1/1 0/1 2/2	<b>86 J. Fernandez</b>	<b>TOTAL</b> 2/2 1/5 0/3 0/1 2/4 1/2 3/5 5/5

### Saves distribution goalkeepers

<b>1 M. Cercola</b> 1/2 2/2 0/4 2/3 0/1 0/1 1/4	<b>12 A. Munguia</b>	<b>16 G. Wide</b> 0/1 2/7 0/6 0/1 1/2 1/2 0/1 1/4 2/9	<b>TOTAL</b> 1/2 4/9 0/10 2/4 1/2 1/3 0/1 1/5 3/13
--	----------------------	--	---

### Shots by position



### Shooting statistics

Position	Goals	Sav.	Miss.	Post	Blk.	Total	%
Back (9m)	4	8	2	0	1	15	27
Line (6m)	3	3	0	1	0	7	43
Wing	2	0	1	0	0	3	67
7m penalties	2	0	0	0	0	2	100
Fastbreak	0	1	0	0	0	1	0
Breakthrough	3	1	1	1	0	6	50
<b>Total</b>	<b>14</b>	<b>13</b>	<b>4</b>	<b>2</b>	<b>1</b>	<b>34</b>	<b>41</b>

7m penalties 2/2  
Fastbreak 0/1  
Breakthrough 3/6  
Long dist. 0/1

7m penalties 3/5  
Fastbreak 10/11  
Breakthrough 6/10  
Long dist. 3/4

# Jersey number    Tot. Total shooting    6m 6m (line) shooting    9m 9m shooting    Wng Wing shooting    FB Fastbreak sh.    7m 7m penalty sh.  
Brk. Breakthrough sh.    LD Long distance sh.    As. Assists    PC Pass clear chance    E7 Earned 7m pen.    TF Technical faults    St. Steals  
2m 2m punishments    C7. Committed 7m    E2 Earned 2m pun.    YC. Yellow cards    R/B Red/Blue cards    Blk. Blocks    S Starting Line-up

