



10th Men's Youth (U19) World Championship

Croatia

Group F, 3. round



Match Team Statistics

Match No. 44

Norway 41 - 22 Montenegro

(22 - 10) (19 - 12)

5.8.2023. 19:30

Attendance: 100

Center Zamet

Referees: Kristof Altmar (HUN) / Marton Horvath (HUN)

Norway

#	Surname and name	S	Goals / shots								Attack				Def.		Penalties				TP			
			Tot.	%	9m	6m	Wing	7m	FB	Brk.	LD	As.	PC	E7	E2	TF	St.	C7	Blk	YC		2m	R	B
3	IVERSEN Kasper Bjanes	S	6/7	86			3/4			3/3														33:47
5	NIELSEN Henrik Hestbek		2/3	67	1/1										4									19:15
7	HAGENES Ola Matre		3/3	100			2/2			1/1					1									25:37
9	BERGE Emre Christoffer		1/3	33	0/1					1/1	0/1				3							1		25:46
11	HOLTER Jens														1								1	8:49
12	REIERSEN Sebastian																							29:46
13	LID Lasse Sunde	S	7/8	88	3/3					4/4	0/1				10	2		2	1	1				29:59
16	SYVERTSEN Oscar Larsen	S																						29:55
18	JOHANSSON-KJELLEROD Jonas Lars		1/1	100						1/1														30:04
21	SOLOST Eirik Kulvedrosten		2/2	100			2/2																	13:00
24	OFTEDAL Andreas Hansen		2/3	67	1/2					1/1					2							1		17:35
25	SOLHEIM Mikkel	S	5/6	83	1/2					4/4					1	1	3	4	1	1				29:04
26	TYSNES Endre		1/1	100						1/1												1		21:16
35	OLSETH Marius	S	6/8	75		0/1	3/3	2/3	1/1													2	1	47:00
42	WALLEVIK Karl Edvard	S	3/4	75		3/4									1							1	2	34:44
55	GRAN Lars	S	2/3	67	0/1					1/1	1/1				3							1	3	23:59
	Team / bench																							
	UKUPNO		41/52	79	6/10	3/5	10/11	2/3	9/9	11/13	0/1				25	4	3	6	7	8	5	4	1	0 0 0

#	Surname and name	Saves / shots								
		Tot.	%	9m	6m	Wing	7m	FB	Brk.	LD
12	REIERSEN Sebastian	1/13	8	0/2	0/1	0/2	1/3		0/5	
16	SYVERTSEN Oscar Larsen	6/16	38	4/8		0/2	0/1	0/3	2/2	
	TOTAL	7/29	24	4/10	0/1	0/4	1/4	0/3	2/7	0/0

Coach: Rasmus Skytte Hauge

Number of attacks: 57, Efficiency: 72%, Average Duration: 27.58 seconds

Attack by type of defense

	Shots	9m	6m	Wing	TF	E7	E2
On def. 6-0	3/5	2/3	0/1	1/1	0	0	0
On def. 5-1	17/20	4/5	3/4	6/6	4	2	4
On def. 4-2	1/2	0/1	0/0	0/0	0	0	0
On def. 3-3	9/12	0/1	0/0	3/4	3	1	2
Fastbreak	9/9				0	0	0

Defense by type

	Total	9m	6m	Wing	Stl.	C7	2m
Def. 6-0	16/32	6/19	1/1	4/5	5	4	0
Def. 5-1	0/0	0/0	0/0	0/0	3	1	0
Fastbreak	3/3				0	0	0

Attack with superiority / minority / goalkeeper out

	Attack				Reaction		
	Att.	Eff.	Shots	TF	FB	LD	Tot.
7 on 6 (GK out)	3	67%	2/3	0	0/0	0/1	0/1
6 on 6	43	72%	31/37	6			
6 on 5	10	70%	7/9	1			
6 on 4	1	100%	1/1	0			

Player superiority / GK out counted at the end of attack (in case it changes during attack)

Defense with superiority / minority / goalkeeper out

	Attack				Reaction		
	Att.	Eff.	Shots	TF	FB	LD	Tot.
7 on 6 (GK out)	3	0%	0/1	2	1/1	0/0	1/1
6 on 6 (GK out)	7	29%	2/4	3	1/1	0/1	1/2
6 on 6	45	44%	20/33	12			
5 on 6	1	0%	0/0	1			

Numbers show attacking numbers of opponent. Lower efficiency of opponent means better defense of this team

Jersey number Tot. Total shooting 6m 6m (line) shooting 9m 9m shooting Wng Wing shooting FB Fastbreak sh. 7m 7m penalty sh.
 Brk. Breakthrough sh. LD Long distance sh. As. Assists PC Pass clear chance E7 Earned 7m pen. TF Technical faults St. Steals
 2m 2m punishments C7. Committed 7m E2 Earned 2m pun. YC. Yellow cards R/B Red/Blue cards Blk. Blocks S Starting Line-up



10th Men's Youth (U19) World Championship

Croatia

Group F, 3. round



Match Team Statistics

Match No. 44

Norway 41 - 22 Montenegro

(22 - 10) (19 - 12)

5.8.2023. 19:30

Attendance: 100

Center Zamet

Referees: Kristof Altmar (HUN) / Marton Horvath (HUN)

Shot distribution by player

3 K. Iversen

1/1		
3/3		2/2

1 post

5 H. Nielsen

	1/1	0/1
		1/1

7 O. Hagenes

2/2		
1/1		

9 E. Berge

1/2	0/1	

11 J. Holter

13 L. Lid

1/1		
4/4	1/1	1/1

1 miss.

18 J.

Johansson-Kjellerod		
	1/1	

21 E. Solost

		1/1
		1/1

24 A. Oftedal

		1/1
	1/2	

25 M. Solheim

3/3		1/1
		0/1
		1/1

26 E. Tysnes

		1/1

35 M. Olseth

		1/1
1/2	1/1	
		3/3

1 miss.

42 K. Wallevik

	1/1	
	0/1	
1/1		1/1

55 L. Gran

1/1		
1/2		

TOTAL

8/8	2/2	4/5
1/2	2/3	0/1
11/13	2/4	11/11

1 post 2 miss.

Saves distribution goalkeepers

12 S. Reiersen

0/1	0/1	0/3
1/2		
0/4	0/1	0/1

16 O. Syvertsen

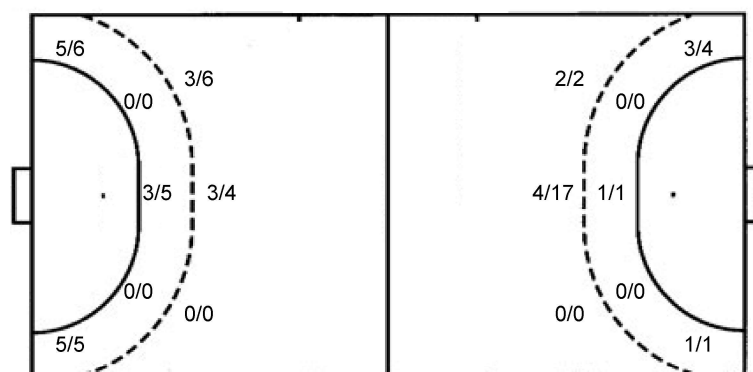
		1/4
		2/2
1/2	2/3	0/5

TOTAL

0/1	0/1	1/7
1/2		2/2
1/6	2/4	0/6

Shots by position

ATTACK



7m penalties 2/3
Fastbreak 9/9
Breakthrough 11/13
Long dist. 0/1

7m penalties 3/5
Fastbreak 3/3
Breakthrough 5/7
Long dist. 0/1

Shooting statistics

Position	Goals	Sav.	Miss.	Post	Blk.	Total	%
Back (9m)	6	4	0	0	0	10	60
Line (6m)	3	1	1	0	0	5	60
Wing	10	0	0	1	0	11	91
7m penalties	2	1	0	0	0	3	67
Fastbreak	9	0	0	0	0	9	100
Breakthrough	11	2	0	0	0	13	85
Total	41	8	1	1	0	51	80

Jersey number Tot. Total shooting 6m 6m (line) shooting 9m 9m shooting Wng Wing shooting FB Fastbreak sh. 7m 7m penalty sh.
Brk. Breakthrough sh. LD Long distance sh. As. Assists PC Pass clear chance E7 Earned 7m pen. TF Technical faults St. Steals
2m 2m punishments C7. Committed 7m E2 Earned 2m pun. YC. Yellow cards R/B Red/Blue cards Blk. Blocks S Starting Line-up

Handball statistics and livescore by Toma-soft ltd (www.toma-soft.hr)



10th Men's Youth (U19) World Championship

Croatia

Group F, 3. round



Match Team Statistics

Match No. 44

Norway 41 - 22 Montenegro

(22 - 10) (19 - 12)

5.8.2023. 19:30

Attendance: 100

Center Zamet

Referees: Kristof Altmar (HUN) / Marton Horvath (HUN)

Montenegro

#	Surname and name	S	Goals / shots								Attack					Def.			Penalties			TP				
			Tot.	%	9m	6m	Wing	7m	FB	Brk.	LD	As.	PC	E7	E2	TF	St.	C7	Blk	YC	2m		R	B		
1	VUJOVIC Savo		0/1	0																						32:45
2	ĐURKOVIĆ Darko	S	3/4	75			1/2	1/1	1/1						3											40:15
4	DOBRKOVIĆ Andrej	S	2/3	67	0/1				1/1	1/1					1				3	1				1		24:00
7	RADOVANOVIĆ Andrija		3/4	75	0/1		1/1	1/1		1/1						1			1							14:21
9	BAKIC Milorad	S	4/12	33	3/10					1/1	0/1				1			3	1	1				1		35:35
11	RADOICIC Petar		2/3	67	1/1		1/1	0/1											1							24:36
15	GAZDIC Filip	S	2/2	100	2/2									2				2		1			2			36:25
16	SREDANOVIĆ Lazar	S																								21:09
17	FEKA Semir	S																					1			29:12
20	COROVIC Lazar		2/3	67						2/3					1	3		3	1							33:40
21	KUSTUDIC Janko																									0:06
25	NIKOLIC Mojas	S	2/4	50	0/1		1/1	1/2										3		1						54:04
27	BOZOVIĆ Filip		1/1	100		1/1													1					1		37:28
28	PERUNICIC Drazen		1/4	25	0/3					1/1								2								35:26
31	BULATOVIĆ Todor																									
	Team / bench																									
	UKUPNO		22/41	54	6/19	1/1	4/5	3/5	3/3	5/7	0/1	6	1	5	0	18	5	3	0	0	0	6	0	0		

#	Surname and name	Saves / shots								
		Tot.	%	9m	6m	Wing	7m	FB	Brk.	LD
1	VUJOVIC Savo	6/29	21	3/4	0/3	0/6	1/2	0/4	2/10	
16	SREDANOVIĆ Lazar	2/18	11	1/6	1/1	0/4	0/1	0/3	0/3	
	TOTAL	8/47	17	4/10	1/4	0/10	1/3	0/7	2/13	0/0

Coach: Drasko Mrvaljevic

Number of attacks: 56, Efficiency: 39%, Average Duration: 36.03 seconds

Attack by type of defense

	Shots	9m	6m	Wing	TF	E7	E2
On def. 6-0	16/32	6/19	1/1	4/5	15	4	0
On def. 5-1	0/0	0/0	0/0	0/0	3	1	0
Fastbreak	3/3				0	0	0

Defense by type

	Total	9m	6m	Wing	Stl.	C7	2m
Def. 6-0	3/5	2/3	0/1	1/1	0	0	0
Def. 5-1	17/20	4/5	3/4	6/6	3	2	0
Def. 4-2	1/2	0/1	0/0	0/0	0	0	0
Def. 3-3	9/12	0/1	0/0	3/4	2	1	0
Fastbreak	9/9				0	0	6

Attack with superiority / minority / goalkeeper out

	Attack				Reaction		
	Att.	Eff.	Shots	TF	FB	LD	Tot.
7 on 6 (GK out)	3	0%	0/1	2	1/1	0/0	1/1
6 on 6 (GK out)	7	29%	2/4	3	1/1	0/1	1/2
6 on 6	45	44%	20/33	12			
5 on 6	1	0%	0/0	1			

Player superiority / GK out counted at the end of attack (in case it changes during attack)

Defense with superiority / minority / goalkeeper out

	Attack				Reaction		
	Att.	Eff.	Shots	TF	FB	LD	Tot.
7 on 6 (GK out)	3	67%	2/3	0	0/0	0/1	0/1
6 on 6	43	72%	31/37	6			
6 on 5	10	70%	7/9	1			
6 on 4	1	100%	1/1	0			

Numbers show attacking numbers of opponent. Lower efficiency of opponent means better defense of this team

Jersey number Tot. Total shooting 6m 6m (line) shooting 9m 9m shooting Wng Wing shooting FB Fastbreak sh. 7m 7m penalty sh.
 Brk. Breakthrough sh. LD Long distance sh. As. Assists PC Pass clear chance E7 Earned 7m pen. TF Technical faults St. Steals
 2m 2m punishments C7. Committed 7m E2 Earned 2m pun. YC. Yellow cards R/B Red/Blue cards Blk. Blocks S Starting Line-up



10th Men's Youth (U19) World Championship

Croatia

Group F, 3. round



Match Team Statistics

Match No. 44

Norway 41 - 22 Montenegro

(22 - 10) (19 - 12)

5.8.2023. 19:30

Attendance: 100

Center Zamet

Referees: Kristof Altmar (HUN) / Marton Horvath (HUN)

Shot distribution by player

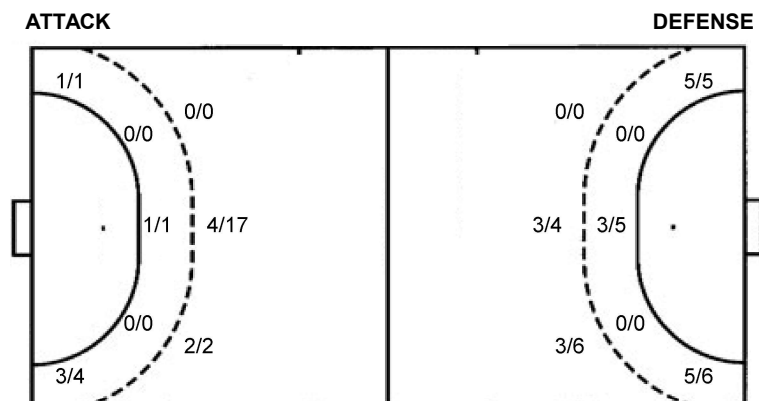
2 D. Đurković	4 A. Dobrkovic	7 A. Radovanović	9 M. Bakic	11 P. Radoicic	15 F. Gazdic	17 S. Feka
1/1		1/1 1/1		1/1	1/1	
	0/1		0/1	1/1		
1/2 1/1	2/2	1/1	1/2 3/3		1/1	
		1 miss.	1 post 2 miss. 3 block	1 post		

20 L. Corovic	21 J. Kustudic	25 M. Nikolic	27 F. Bozovic	28 D. Perunicic	31 T. Bulatovic	TOTAL
0/1		1/1 1/1	1/1			1/1 1/1 6/7
		0/1				1/2 0/2
1/1 1/1		0/1		1/1 0/1		5/7 2/4 6/6
				1 miss. 1 block		2 post 4 miss. 4 block

Saves distribution goalkeepers

1 S. Vujovic	16 L. Sredanovic	TOTAL
0/4 0/1 1/5	0/4 0/1	0/8 0/2 1/5
1/2	1/1 1/1	1/2 1/1 1/1
2/7 2/3 0/7	0/6 0/1 0/4	2/13 2/4 0/11

Shots by position



7m penalties 3/5
 Fastbreak 3/3
 Breakthrough 5/7
 Long dist. 0/1

7m penalties 2/3
 Fastbreak 9/9
 Breakthrough 11/13
 Long dist. 0/1

Shooting statistics

Position	Goals	Sav.	Miss.	Post	Blk.	Total	%
Back (9m)	6	4	4	1	4	19	32
Line (6m)	1	0	0	0	0	1	100
Wing	4	1	0	0	0	5	80
7m penalties	3	1	0	1	0	5	60
Fastbreak	3	0	0	0	0	3	100
Breakthrough	5	2	0	0	0	7	71
Total	22	8	4	2	4	40	55

Jersey number Tot. Total shooting 6m 6m (line) shooting 9m 9m shooting Wng Wing shooting FB Fastbreak sh. 7m 7m penalty sh.
 Brk. Breakthrough sh. LD Long distance sh. As. Assists PC Pass clear chance E7 Earned 7m pen. TF Technical faults St. Steals
 2m 2m punishments C7. Committed 7m E2 Earned 2m pun. YC. Yellow cards R/B Red/Blue cards Blk. Blocks S Starting Line-up



10th Men's Youth (U19) World Championship

Croatia

Group F, 3. round



Match Team Statistics

Match No. 44

Norway 41 - 22 Montenegro

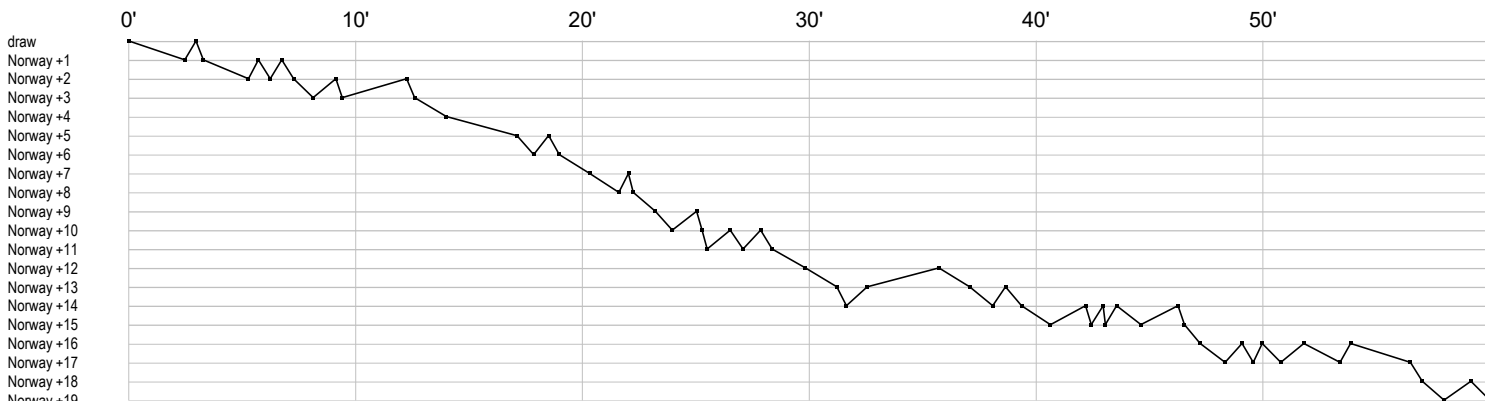
(22 - 10) (19 - 12)

5.8.2023. 19:30

Attendance: 100

Center Zamet

Referees: Kristof Altmar (HUN) / Marton Horvath (HUN)



Norway

3 Iversen K	g g g	t			f	g	g	g
5 Nielsen H			a g t	a a	a f g			
7 Hagenes O			g g g		a			
9 Berge E		g c a			t		f a	f
11 Holter J		ba						
12 Reiersen S					r r r	s r r r	r r r	r r r
13 Lid L	g	pa g a a	ig f t	a a	g a a		gi p	g b a a g a
16 Syvertsen O	s r	r r r	r r s	r s s r	r sr r s			
18 Johansson-Kje							g	
21 Solost E			g	g				
24 Oftedal A				g a f	g c	a		
25 Solheim M	f g	t	ei ei	gi g		g c g	a pei	
26 Tysnes E								g t c
35 Olseth M		g g			g f		g bg f	c b
42 Wallevik K	x f	x			g g b p	g		
55 Gran L	x a	b		x			a f	g b bat

Montenegro

1 Vujovic S		r			rr r r s r	rr	s r r r r	r r r	s r	r r sr	sr	sr	rr r s
2 Đurković D		g	a	g	a g a	f							
4 Dobrkovic A	f	t b	g	t				g t	a2				
7 Radovanović								f g				g b	eg
9 Bakic M	f g f	f	ff	f 2c	f g f bgt		t e	g t					
11 Radoicic P						g				g t		f	
15 Gazdic F	g g		c2	2			a	a	t t				
16 Sredanovic L	s r r	sr r r r r	r		r r r	r r r r r							
17 Feka S		2								t			
20 Corovic L					t e f	t	p			e		g g	e t b
21 Kustudic J													
25 Nikolic M					t	f	g t	f	c g				
27 Bozovic F		b					g	2					
28 Perunicic D			f			f f				g			t t
31 Bulatovic T													

In game	g Goal scored	f Missed shot	a Assist	t Technical faults	b Steal
2 2min suspension	e Earned 7m	c Committed 7m	y Yellow card	r Red Card	k Blue card
i Earned 2min.	x Block	4 4min suspension	p Pass for clear chance	s Saved shot	r Received goal