



# 10th Men's Youth (U19) World Championship

Croatia

Group D, 3. round



Match Team Statistics

Match No. 40

## Spain 38 - 22 Korea

(17 - 12) (21 - 10)

5.8.2023. 19:30

Attendance: 100

Josip Samardžija Bepo Hall

Referees: Mariana Garcia (ARG) / Heidy Elsaied (EGY)

### Spain

#	Surname and name	S	Goals / shots								Attack				Def.		Penalties			TP				
			Tot.	%	9m	6m	Wing	7m	FB	Brk.	LD	As.	PC	E7	E2	TF	St.	C7	Blk		YC	2m	R	B
2	OCANA MATAS Carlos		1/3	33	0/1	0/1																		17:35
3	CASTILLO OLIVERAS Ferran		3/4	75	0/1				1/1	2/2					3	3								29:46
4	AJA GÁRATE Jokin		2/2	100		2/2													1	1				25:41
6	CIKUSA I JELICIC Djordje	S	5/5	100	2/2									3	1								2	32:38
7	ROMERO HOLGUIN Víctor	S	2/3	67		2/3																	1	32:38
8	HERRERO POLVOROSA Pablo		1/3	33	0/2				1/1					2	1								1	29:55
9	CONDE ALCARAZ Ezequiel		1/2	50	0/1	1/1								1										17:16
11	PISONERO CARTUJO Alejandro	S	2/3	67	1/2				1/1					3										14:44
12	PEREZ MENDEZ Alvaro													2										30:02
13	GUIJARRO MORENO Pablo	S	2/3	67			0/1		1/1	1/1					2	2			1	1				36:43
14	FERNÁNDEZ-MARTOS HERRERO José María																						1	7:19
15	CIKUSA I JELICIC Petar	S	5/5	100			1/1			2/2	2/2	1							1	3				28:06
16	AMORES HERNANDEZ Pol	S	1/1	100																				27:37
17	ARZOZ AZOFRA Iosu	S	3/5	60											1				1	1	1			32:58
18	GONZÁLEZ MOLCITI Xavier		7/8	88			4/5	3/3																36:17
19	DELGADO MOLINA Alberto		3/5	60			2/4		1/1															20:45
	Team / bench																							
	UKUPNO		38/52	73	3/9	5/7	7/11	3/3	6/7	11/11	3/4	15	6	3	3	13	9	3	4	1	3	0	0	

#	Surname and name	Saves / shots								
		Tot.	%	9m	6m	Wing	7m	FB	Brk.	LD
12	PEREZ MENDEZ Alvaro	8/19	42	5/10	0/1	0/1	0/2	0/1	3/4	
16	AMORES HERNANDEZ Pol	5/16	31	3/7	1/3	1/4		0/1	0/1	
	TOTAL	13/35	37	8/17	1/4	1/5	0/2	0/2	3/5	0/0

Coach: Javier Fernández López

Number of attacks: 63, Efficiency: 60%, Average Duration: 23.02 seconds

### Attack by type of defense

	Shots	9m	6m	Wing	TF	E7	E2
On def. 6-0	16/27	3/9	3/5	4/7	11	1	1
On def. 3-3	6/7	0/0	1/1	3/4	2	2	2
Fastbreak	6/7				0	0	0

### Defense by type

	Total	9m	6m	Wing	Stl.	C7	2m
Def. 6-0	14/29	8/20	2/3	3/4	4	2	0
Def. 3-2-1	4/10	1/5	1/1	1/1	5	1	0
Fastbreak	2/2				0	0	3

### Attack with superiority / minority / goalkeeper out

	Attack				Reaction		
	Att.	Eff.	Shots	TF	FB	LD	Tot.
6 on 6 (GK out)	6	50%	3/6	0	0/0	0/0	0/0
6 on 6	48	56%	27/35	13			
6 on 5	9	89%	8/9	0			

Player superiority / GK out counted at the end of attack (in case it changes during attack)

### Defense with superiority / minority / goalkeeper out

	Attack				Reaction		
	Att.	Eff.	Shots	TF	FB	LD	Tot.
6 on 6 (GK out)	5	0%	0/2	3	0/0	2/3	2/3
6 on 6	50	38%	19/35	15			
5 on 6	2	50%	1/1	1			
6 on 5	6	33%	2/4	2			
6 on 4	1	0%	0/0	1			

Numbers show attacking numbers of opponent. Lower efficiency of opponent means better defense of this team

# Jersey number Tot. Total shooting 6m 6m (line) shooting 9m 9m shooting Wng Wing shooting FB Fastbreak sh. 7m 7m penalty sh.  
 Brk. Breakthrough sh. LD Long distance sh. As. Assists PC Pass clear chance E7 Earned 7m pen. TF Technical faults St. Steals  
 2m 2m punishments C7. Committed 7m E2 Earned 2m pun. YC. Yellow cards R/B Red/Blue cards Blk. Blocks S Starting Line-up



# 10th Men's Youth (U19) World Championship

Croatia

Group D, 3. round



## Match Team Statistics

Match No. 40

## Spain 38 - 22 Korea

(17 - 12) (21 - 10)

5.8.2023. 19:30

Attendance: 100

Josip Samardžija Bepo Hall

Referees: Mariana Garcia (ARG) / Heidy Elsaied (EGY)

### Shot distribution by player

#### 2 C. Ocana Matas

0/1		1/1

1 miss.

#### 3 F. Castillo Oliveras

		1/1
1/1		

1 post 1/1 lob

#### 4 J. Aja Gárate

		1/1
		1/1

#### 6 D. Cikusa I Jelcic

2/2		
2/2	1/1	

#### 7 V. Romero Holguín

1/1		

1 post 1/1 lob

#### 8 P. Herrero Polvorosa

	0/1	1/1

1 miss.

#### 9 E. Conde Alcaraz

1/1		

1 post

#### 11 A. Pisonero Cartujo

		1/1
	0/1	
		1/1

#### 13 P. Guijarro Moreno

		1/1
0/1		1/1

#### 14 J. Fernández-Martos Herrero


#### 15 P. Cikusa I Jelcic

		1/1
	1/1	1/1
	1/1	1/1

#### 17 I. Arzoz Azofra

1/1		
0/1		
		2/2

1 miss.

#### 18 X. González Unciti

1/1	1/1	2/2
		1/1

1 post 2/2 lob

#### 19 A. Delgado Molina

		0/1
		3/3

0/1 lob

### TOTAL

2/2	1/2	8/8
2/3	1/2	1/2
5/7	2/2	11/11

4 post 3 miss. 4/5 lob

### Saves distribution goalkeepers

#### 12 A. Perez Mendez

0/1	2/2	0/1
2/3	1/1	
1/4	2/3	0/4

#### 16 P. Amores Hernandez

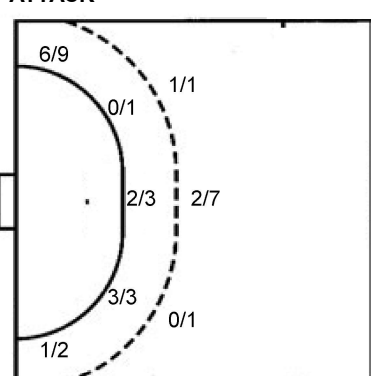
0/1	1/1	0/1
1/1	1/1	2/2
0/4		0/5

### TOTAL

0/2	3/3	0/2
3/4	2/2	2/2
1/8	2/3	0/9


### Shots by position

#### ATTACK



7m penalties 3/3  
Fastbreak 6/7  
Breakthrough 11/11  
Long dist. 3/4

#### DEFENSE



7m penalties 2/3  
Fastbreak 2/2  
Breakthrough 2/6  
Long dist. 0/1

### Shooting statistics

Position	Goals	Sav.	Miss.	Post	Blk.	Total	%
Back (9m)	3	3	1	2	0	9	33
Line (6m)	5	0	1	1	0	7	71
Wing	7	3	0	1	0	11	64
7m penalties	3	0	0	0	0	3	100
Fastbreak	6	1	0	0	0	7	86
Breakthrough	11	0	0	0	0	11	100
<b>Total</b>	<b>35</b>	<b>7</b>	<b>2</b>	<b>4</b>	<b>0</b>	<b>48</b>	<b>73</b>

# Jersey number Tot. Total shooting 6m 6m (line) shooting 9m 9m shooting Wng Wing shooting FB Fastbreak sh. 7m 7m penalty sh.  
Brk. Breakthrough sh. LD Long distance sh. As. Assists PC Pass clear chance E7 Earned 7m pen. TF Technical faults St. Steals  
2m 2m punishments C7. Committed 7m E2 Earned 2m pun. YC. Yellow cards R/B Red/Blue cards Blk. Blocks S Starting Line-up

Handball statistics and livescore by Toma-soft ltd (www.toma-soft.hr)



# 10th Men's Youth (U19) World Championship

Croatia

Group D, 3. round



Match Team Statistics

Match No. 40

## Spain 38 - 22 Korea

(17 - 12) (21 - 10)

5.8.2023. 19:30

Attendance: 100

Josip Samardžija Bepo Hall

Referees: Mariana Garcia (ARG) / Heidy Elsaied (EGY)

### Korea

Players		Goals / shots										Attack					Def.			Penalties			TP		
#	Surname and name	S	Tot.	%	9m	6m	Wing	7m	FB	Brk.	LD	As.	PC	E7	E2	TF	St.	C7	Blk	YC	2m	R		B	
2	CHA Myunggeun																								7:53
12	KANG Subin																1								34:22
13	SON Mingi		4/5	80			3/3	1/1			0/1				2	2									40:00
14	LEE Dohyun	S	2/3	67			1/2		1/1							1									31:31
16	KIM Hyeonmin	S																							22:37
17	KIM Hyeonmin	S													1	1		1				2			30:21
23	LEE Hohyun	S	2/5	40	1/4					1/1		1	1					1							32:53
28	KIM Joungou	S	0/2	0	0/1					0/1						1									7:53
30	BAE Changhyeon		0/1	0						0/1						1									6:56
44	KIM Dongyeong	S	3/4	75	3/4																				22:05
63	LEE Minjun	S	1/1	100				1/1				5		1		5	1	1				1			45:52
73	MOON Jinhyeok		4/9	44	3/7					1/2					1	4									32:56
75	PARK Seongjun		2/3	67		2/3						1													13:53
84	KIM Dohyeon		1/1	100		1/1										2									15:23
91	CHOI Jihwan		3/12	25	2/9			0/1	1/1	0/1		4	1			5									47:05
99	KIM Jaegwon																								28:20
	Team / bench																					1			
	UKUPNO		22/46	48	9/25	3/4	4/5	2/3	2/2	2/6	0/1	11	2	3	2	22	2	3	0	1	3	0	0		

Goalkeepers		Saves / shots									
#	Surname and name	Tot.	%	9m	6m	Wing	7m	FB	Brk.	LD	
12	KANG Subin	3/21	14	1/4	0/4	1/4	0/2	1/1	0/6		
16	KIM Hyeonmin	4/21	19	2/2	0/1	2/6	0/1	0/6	0/5		
	TOTAL	7/42	17	3/6	0/5	3/10	0/3	1/7	0/11	0/0	

Coach: In Ik Jang

Number of attacks: 64, Efficiency: 34%, Average Duration: 33.52 seconds

### Attack by type of defense

	Shots	9m	6m	Wing	TF	E7	E2
On def. 6-0	14/29	8/20	2/3	3/4	9	2	1
On def. 3-2-1	4/10	1/5	1/1	1/1	13	1	1
Fastbreak	2/2				0	0	0

### Defense by type

	Total	9m	6m	Wing	Stl.	C7	2m
Def. 6-0	16/27	3/9	3/5	4/7	2	1	0
Def. 3-3	6/7	0/0	1/1	3/4	0	2	1
Fastbreak	6/7				0	0	2

### Attack with superiority / minority / goalkeeper out

	Attack				Reaction		
	Att.	Eff.	Shots	TF	FB	LD	Tot.
6 on 6 (GK out)	5	0%	0/2	3	0/0	2/3	2/3
6 on 6	50	38%	19/35	15			
5 on 6	2	50%	1/1	1			
6 on 5	6	33%	2/4	2			
6 on 4	1	0%	0/0	1			

Player superiority / GK out counted at the end of attack (in case it changes during attack)

### Defense with superiority / minority / goalkeeper out

	Attack				Reaction		
	Att.	Eff.	Shots	TF	FB	LD	Tot.
6 on 6 (GK out)	6	50%	3/6	0	0/0	0/0	0/0
6 on 6	48	56%	27/35	13			
6 on 5	9	89%	8/9	0			

Numbers show attacking numbers of opponent. Lower efficiency of opponent means better defense of this team

# Jersey number Tot. Total shooting 6m 6m (line) shooting 9m 9m shooting Wng Wing shooting FB Fastbreak sh. 7m 7m penalty sh.  
 Brk. Breakthrough sh. LD Long distance sh. As. Assists PC Pass clear chance E7 Earned 7m pen. TF Technical faults St. Steals  
 2m 2m punishments C7. Committed 7m E2 Earned 2m pun. YC. Yellow cards R/B Red/Blue cards Blk. Blocks S Starting Line-up



# 10th Men's Youth (U19) World Championship

Croatia

Group D, 3. round



## Match Team Statistics

Match No. 40

### Spain 38 - 22 Korea

(17 - 12) (21 - 10)

5.8.2023. 19:30

Attendance: 100

Josip Samardžija Bepo Hall

Referees: Mariana Garcia (ARG) / Heidy Elsaied (EGY)

## Shot distribution by player

<b>2 M. Cha</b> [Table]	<b>13 M. Son</b> [Table] 1 miss.	<b>14 D. Lee</b> [Table]	<b>17 H. Kim</b> [Table]	<b>23 H. Lee</b> [Table] 2 miss.	<b>28 J. Kim</b> [Table]	<b>30 C. Bae</b> [Table]
<b>44 D. Kim</b> [Table]	<b>63 M. Lee</b> [Table]	<b>73 J. Moon</b> [Table] 1 post 2 miss. 1 block	<b>75 S. Park</b> [Table]	<b>84 D. Kim</b> [Table]	<b>91 J. Choi</b> [Table] 1 miss. 3 block	<b>99 J. Kim</b> [Table]

## TOTAL

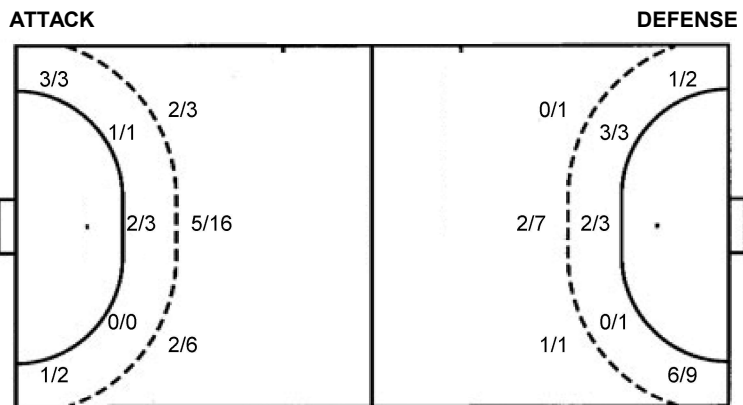
2/2	0/3	2/2
1/4	0/2	0/2
7/8	1/3	9/9

1 post 6 miss. 4 block

## Saves distribution goalkeepers

<b>12 S. Kang</b> [Table]	<b>16 H. Kim</b> [Table]	<b>TOTAL</b> [Table]
------------------------------	-----------------------------	-------------------------

## Shots by position



7m penalties	2/3	7m penalties	3/3
Fastbreak	2/2	Fastbreak	6/7
Breakthrough	2/6	Breakthrough	11/11
Long dist.	0/1	Long dist.	3/4

## Shooting statistics

Position	Goals	Sav.	Miss.	Post	Blk.	Total	%
Back (9m)	9	8	3	1	4	25	36
Line (6m)	3	1	0	0	0	4	75
Wing	4	1	0	0	0	5	80
7m penalties	2	0	1	0	0	3	67
Fastbreak	2	0	0	0	0	2	100
Breakthrough	2	3	1	0	0	6	33
<b>Total</b>	<b>22</b>	<b>13</b>	<b>5</b>	<b>1</b>	<b>4</b>	<b>45</b>	<b>49</b>

# Jersey number    Tot. Total shooting    6m 6m (line) shooting    9m 9m shooting    Wng Wing shooting    FB Fastbreak sh.    7m 7m penalty sh.  
 Brk. Breakthrough sh.    LD Long distance sh.    As. Assists    PC Pass clear chance    E7 Earned 7m pen.    TF Technical faults    St. Steals  
 2m 2m punishments    C7. Committed 7m    E2 Earned 2m pun.    YC. Yellow cards    R/B Red/Blue cards    Blk. Blocks    S Starting Line-up

