10th Men's Youth (U19) World Championship

Croatia

Group D, 3. round

Match Team Statistics

Match No. 39

Brazil 28 - 22 Bahrain

(14 - 13) (14 - 9)

5.8.2023. 17:30

Attendance: 100

Josip Samardžija Bepo Hall

Referees: Yann Carmaux (FRA) / Julien Mursch (FRA)

Brazil

Players			Goals / shots									Attack					Def.			Penalties				TP
#	Surname and name	S	Tot.	%	9m	6m	Wing	7m	FB	Brk.	LD	As.	PC	E7	E2	TF	St.	C7	Blk	YC	2m	R	B	
5	DE ARAÚJO Sydclebson Aquino		0/2	0	0/1					0/1														4:05
10	DE SANTANA Diegho Oliveira		4/8	50	1/2					3/6		1						1						20:39
11	SANTOS Emerson Alves Dos	S	3/3	100			2/2		1/1								1							55:46
12	CÂNDIDO Guilherme Maia	S										1				1								41:59
13	DE SOUZA Antonio Victor Ferreira																	2			1			31:15
14	SILVA Gustavo Souza Da		0/1	0	0/1											1								5:59
15	PERIN Vinicius		5/5	100			3/3		1/1		1/1						1							41:35
16	SILVA Gabriel De Souza	S																						27:56
17	SILVA Wesley De Jesus Meneses		2/3	67	0/1					2/2		1				1		1						16:55
18	BERTOLDO Vinicius	S	5/7	71	2/4					3/3					1	1								24:44
19	CANDIDO Mikael Lopes	S	4/8	50	3/6				0/1	1/1		5	2		1	9	1							40:37
20	LINDOSO Joao Vitor		1/3	33			1/2		0/1							2	1							3:37
22	MARCOS Juan Sebastiao	S	1/2	50		1/2										1	1	1	2					45:54
25	OLIVEIRA Luiz Guilherme Da Silva																				1			22:25
26	SILVA Lucas Gabriel Vieira Da	S	3/4	75	3/4							1				2								23:20
71	FILHO Marcelo Dos Santos Amaral		0/1	0		0/1																		13:14
	Team / bench																							
	UKUPNO		28/47	60	9/19	1/3	6/7	0/0	2/4	9/13	1/1	9	2	0	2	18	5	5	2	0	2	0	0	

Goalkeepers		Saves / shots								
#.	Surname and name	Tot.	%	9m	6m	Wing	7m	FB	Brk.	LD
12	CÂNDIDO Guilherme Maia	9/19	47	5/5	0/1	2/4	0/3	0/2	2/4	
16	SILVA Gabriel De Souza	2/14	14	1/3	0/1	0/2	0/3	0/1	1/4	
	TOTAL	11/33	33	6/8	0/2	2/6	0/6	0/3	3/8	0/0

Coach: **Giuliano Martins Ramos**

Number of attacks: 61, Efficiency: 46%, Average Duration: 27.00 seconds

Attack by type of defense

	Shots	9m	6m	Wing	TF	E7	E2
On def. 6-0	18/33	9/17	1/3	1/2	17	0	2
On def. 5-1	5/7	0/2	0/0	3/3	1	0	0
Fastbreak	2/4				0	0	0

Defense by type

	Total	9m	6m	Wing	Stl.	C7	2m
Def. 6-0	11/32	2/15	2/2	2/6	5	5	0
Fastbreak	3/3				0	0	2

Attack with superiority / minority / goalkeeper out

	Attack				Reaction		
	Att.	Eff.	Shots	TF	FB	LD	Tot.
7 on 6 (GK out)	1	100%	1/1	0	0/0	0/0	0/0
6 on 6 (GK out)	3	33%	1/3	0	0/0	0/1	0/1
6 on 6	51	43%	22/35	16			
6 on 5	5	80%	4/4	1			
5 on 6	1	0%	0/0	1			

Player superiority / GK out counted at the end of attack (in case it changes during attack)

Defense with superiority / minority / goalkeeper out

	Attack				Reaction		
	Att.	Eff.	Shots	TF	FB	LD	Tot.
7 on 6 (GK out)	2	50%	1/1	1	0/0	0/0	0/0
6 on 6 (GK out)	3	0%	0/2	1	0/0	1/1	1/1
6 on 6	53	36%	19/36	17			
6 on 5	3	67%	2/3	0			

Numbers show attacking numbers of oponnent. Lower efficiency of oponnent means better defense of this team

#	Jersey number	**Tot.**	Total shooting	**6m**	6m (line) shooting	**9m**	9m shooting	**Wng**	Wing shooting	**FB**	Fastbreak sh.	**7m**	7m penalty sh.
Brk.	Breakthrough sh.	**LD**	Long distance sh.	**As.**	Assists	**PC**	Pass clear chance	**E7**	Earned 7m pen.	**TF**	Technical faults	**St.**	Steals
2m	2m punishments	**C7.**	Commited 7m	**E2**	Earned 2m pun.	**YC.**	Yellow cards	**R/B**	Red/Blue cards	**Blk.**	Blocks	**S**	Starting Line-up

10th Men's Youth (U19) World Championship

Croatia

Group D, 3. round

Match Team Statistics

Match No. 39

Brazil 28 - 22 Bahrain

(14 - 13) (14 - 9)

5.8.2023. 17:30
Attendance: 100
Josip Samardžija Bepo Hall

Referees: Yann Carmaux (FRA) / Julien Mursch (FRA)

Shot distribution by player

5 S. De Araújo

0/1		

1 block

10 D. De Santana

1/1		2/2
1/2		

2 post 1 miss.

11 E. Santos

		1/1
		1/1
1/1		

13 A. De Souza

14 G. Silva

	0/1	

15 V. Perin

1/1		
		1/1
2/2	1/1	

17 W. Silva

		2/2

1 miss.

18 V. Bertoldo

		1/1
		1/1
3/3		

1 post 1 miss.

19 M. Candido

	1/1	
1/2	0/1	
		2/2

1 miss. 1 block

20 J. Lindoso

		0/1
		1/1

1 post

22 J. Marcos

1 post 1/1 lob

25 L. Oliveira

26 L. Silva

	1/1	2/2

1 miss.

71 M. Filho

0/1		

TOTAL

2/2	1/1	4/4
1/3	0/1	3/4
7/9	2/3	7/7

5 post 5 miss. 2 block 1/1 lob

Saves distribution goalkeepers

12 G. Cândido

1/2		1/1
		4/4
1/6		2/5

16 G. Silva

0/4		
1/1		
0/4	1/1	0/3

TOTAL

1/6		1/1
1/1		4/4
1/10	1/1	2/8

Shots by position

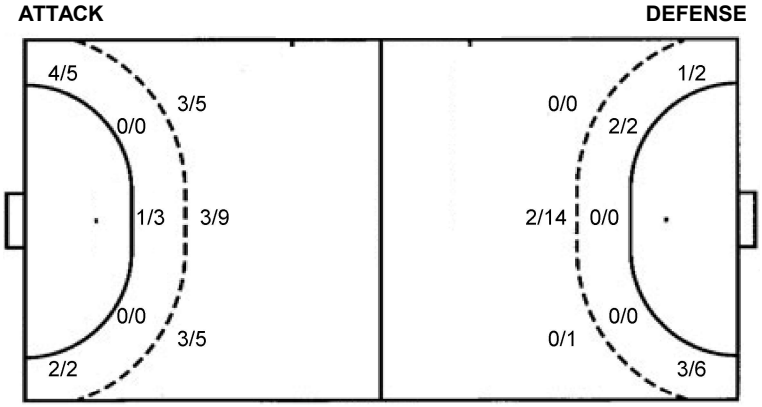

7m penalties	0/0	7m penalties	6/6
Fastbreak	2/4	Fastbreak	3/3
Breakthrough	9/13	Breakthrough	5/9
Long dist.	1/1	Long dist.	0/1

Shooting statistics

Position	Goals	Sav.	Miss.	Post	Blk.	Total	%
Back (9m)	9	3	4	1	2	19	47
Line (6m)	1	1	0	1	0	3	33
Wing	6	0	0	1	0	7	86
7m penalties	0	0	0	0	0	0	0
Fastbreak	2	2	0	0	0	4	50
Breakthrough	9	1	1	2	0	13	69
Total	**27**	**7**	**5**	**5**	**2**	**46**	**59**

#	Jersey number	**Tot.**	Total shooting	**6m**	6m (line) shooting	**9m**	9m shooting	**Wng**	Wing shooting	**FB**	Fastbreak sh.	**7m**	7m penalty sh.
Brk.	Breakthrough sh.	**LD**	Long distance sh.	**As.**	Assists	**PC**	Pass clear chance	**E7**	Eearned 7m pen.	**TF**	Technical faults	**St.**	Steals
2m	2m punishments	**C7.**	Commited 7m	**E2**	Eearned 2m pun.	**YC.**	Yellow cards	**R/B**	Red/Blue cards	**Blk.**	Blocks	**S**	Starting Line-up

Handball statistics and livescore by Toma-soft ltd (www.toma-soft.hr)

10th Men's Youth (U19) World Championship

Croatia

Group D, 3. round

Match Team Statistics

Match No. 39

Brazil 28 - 22 Bahrain

(14 - 13) (14 - 9)

5.8.2023. 17:30

Attendance: 100

Josip Samardžija Bepo Hall

Referees: Yann Carmaux (FRA) / Julien Mursch (FRA)

Bahrain

Players			Goals / shots									Attack					Def.			Penalties				TP
#	Surname and name	S	Tot.	%	9m	6m	Wing	7m	FB	Brk.	LD	As.	PC	E7	E2	TF	St.	C7	Blk	YC	2m	R	B	
3	ABDULLA Shuaib		1/4	25	0/2		0/1			1/1					1	3								18:00
7	FARSAN Jaffar	S	2/8	25	0/5					2/3		3				2								43:41
10	MOHAMED Abdulla	S	4/7	57	2/5					2/2		2		3	1	7					1			44:49
11	KADHEM Ali		1/2	50		1/1				0/1														4:22
13	ALSHOWAIKH Salman	S	4/6	67			3/5		1/1								2							47:27
15	ALMARZOOQ Mohamed	S	2/3	67			1/2		1/1												1			54:03
17	ALFALAHI Sayed Mohamed																							
21	ALZOWAYED Talal																							18:41
23	ALI Mohamed	S	6/9	67	0/2			6/6		0/1		2	2	2		4	2							58:09
29	MOHAMED Ali	S														1								16:54
72	ALI Elias		0/1	0						0/1														3:59
77	FARDAN Ahmed																							8:32
78	ALI Abbas		0/1	0	0/1											1								5:17
87	ALMADANI Ali	S																						38:34
89	ALFALAHI Sayed Mahmood		1/2	50		1/1					0/1					1	2		2					49:44
91	ALMUSAWI Nooh		1/1	100					1/1								1							7:48
	Team / bench																							
	UKUPNO		22/44	50	2/15	2/2	4/8	6/6	3/3	5/9	0/1	7	2	5	2	19	7	0	2	0	2	0	0	

Goalkeepers		Saves / shots								
#.	Surname and name	Tot.	%	9m	6m	Wing	7m	FB	Brk.	LD
21	ALZOWAYED Talal	1/11	9	0/1		0/4		0/1	1/5	
87	ALMADANI Ali	6/23	26	3/11	1/2	0/2		2/3	0/5	
	TOTAL	7/34	21	3/12	1/2	0/6	0/0	2/4	1/10	0/0

Coach: **Maksim Akbachev**

Number of attacks: 61, Efficiency: 36%, Average Duration: 32.13 seconds

Attack by type of defense

	Shots	9m	6m	Wing	TF	E7	E2
On def. 6-0	11/32	2/15	2/2	2/6	19	5	2
Fastbreak	3/3				0	0	0

Defense by type

	Total	9m	6m	Wing	Stl.	C7	2m
Def. 6-0	18/33	9/17	1/3	1/2	7	0	0
Def. 5-1	5/7	0/2	0/0	3/3	0	0	0
Fastbreak	2/4				0	0	2

Attack with superiority / minority / goalkeeper out

	Attack				Reaction		
	Att.	Eff.	Shots	TF	FB	LD	Tot.
7 on 6 (GK out)	2	50%	1/1	1	0/0	0/0	0/0
6 on 6 (GK out)	3	0%	0/2	1	0/0	1/1	1/1
6 on 6	53	36%	19/36	17			
6 on 5	3	67%	2/3	0			

Player superiority / GK out counted at the end of attack (in case it changes during attack)

Defense with superiority / minority / goalkeeper out

	Attack				Reaction		
	Att.	Eff.	Shots	TF	FB	LD	Tot.
7 on 6 (GK out)	1	100%	1/1	0	0/0	0/0	0/0
6 on 6 (GK out)	3	33%	1/3	0	0/0	0/1	0/1
6 on 6	51	43%	22/35	16			
6 on 5	5	80%	4/4	1			
5 on 6	1	0%	0/0	1			

Numbers show attacking numbers of oponnent. Lower efficiency of oponnent means better defense of this team

#	Jersey number	**Tot.**	Total shooting	**6m**	6m (line) shooting	**9m**	9m shooting	**Wng**	Wing shooting	**FB**	Fastbreak sh.	**7m**	7m penalty sh.
Brk.	Breakthrough sh.	**LD**	Long distance sh.	**As.**	Assists	**PC**	Pass clear chance	**E7**	Earned 7m pen.	**TF**	Technical faults	**St.**	Steals
2m	2m punishments	**C7.**	Commited 7m	**E2**	Earned 2m pun.	**YC.**	Yellow cards	**R/B**	Red/Blue cards	**Blk.**	Blocks	**S**	Starting Line-up

10th Men's Youth (U19) World Championship

Croatia

Group D, 3. round

Match Team Statistics

Match No. 39

Brazil 28 - 22 Bahrain

(14 - 13) (14 - 9)

5.8.2023. 17:30
Attendance: 100
Josip Samardžija Bepo Hall

Referees: Yann Carmaux (FRA) / Julien Mursch (FRA)

Shot distribution by player

3 S. Abdulla

0/1		
		1/1

1 miss. 1 block

7 J. Farsan

		0/2
1/1		1/1

4 miss.

10 A. Mohamed

3/3		
		0/1
1/1		

1 post 1 miss.

11 A. Kadhem

1/1		
		0/1

13 S. Alshowaikh

1/1		
2/2		0/1

1 post 1/1 lob

15 M. Almarzooq

0/1		2/2

17 S. Alfalahi

23 M. Ali

		0/1
4/4	0/1	1/2

1/1 lob

29 A. Mohamed

72 E. Ali

0/1		

77 A. Fardan

78 A. Ali

1 block

89 S. Alfalahi

		1/1

1 miss.

91 N. Almusawi

1/1		

TOTAL

5/6		0/1
0/1		0/4
9/10	0/1	6/8

2 post 7 miss. 2 block 2/2 lob

Saves distribution goalkeepers

21 T. Alzowayed			87 A. Almadani			TOTAL		
0/1		0/2	0/1	0/1	0/2	0/2	0/1	0/4
0/1		0/2	2/2	1/1	1/2	2/3	1/1	1/4
1/4		0/1	1/5	1/2	0/6	2/9	1/2	0/7

Shots by position

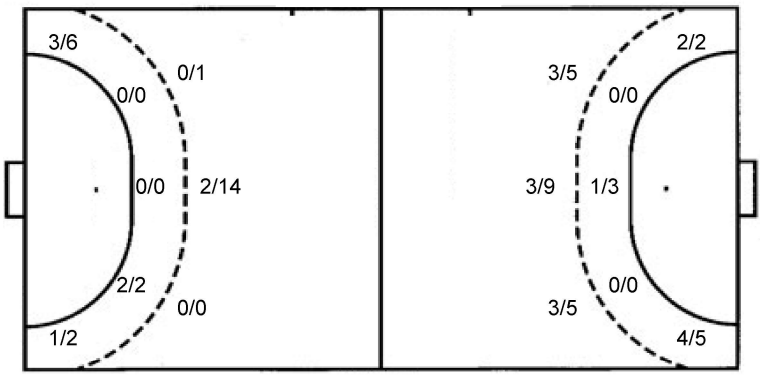

7m penalties	6/6	7m penalties	0/0
Fastbreak	3/3	Fastbreak	2/4
Breakthrough	5/9	Breakthrough	9/13
Long dist.	0/1	Long dist.	1/1

Shooting statistics

Position	Goals	Sav.	Miss.	Post	Blk.	Total	%
Back (9m)	2	6	4	1	2	15	13
Line (6m)	2	0	0	0	0	2	100
Wing	4	2	1	1	0	8	50
7m penalties	6	0	0	0	0	6	100
Fastbreak	3	0	0	0	0	3	100
Breakthrough	5	3	1	0	0	9	56
Total	**22**	**11**	**6**	**2**	**2**	**43**	**51**

#	Jersey number	**Tot.**	Total shooting	**6m**	6m (line) shooting	**9m**	9m shooting	**Wng**	Wing shooting	**FB**	Fastbreak sh.	**7m**	7m penalty sh.
Brk.	Breakthrough sh.	**LD**	Long distance sh.	**As.**	Assists	**PC**	Pass clear chance	**E7**	Eearned 7m pen.	**TF**	Technical faults	**St.**	Steals
2m	2m punishments	**C7.**	Commited 7m	**E2**	Eearned 2m pun.	**YC.**	Yellow cards	**R/B**	Red/Blue cards	**Blk.**	Blocks	**S**	Starting Line-up

10th Men's Youth (U19) World Championship

Croatia

Group D, 3. round

Match Team Statistics

Match No. 39

Brazil 28 - 22 Bahrain

(14 - 13) (14 - 9)

5.8.2023. 17:30

Attendance: 100

Josip Samardžija Bepo Hall

Referees: Yann Carmaux (FRA) / Julien Mursch (FRA)

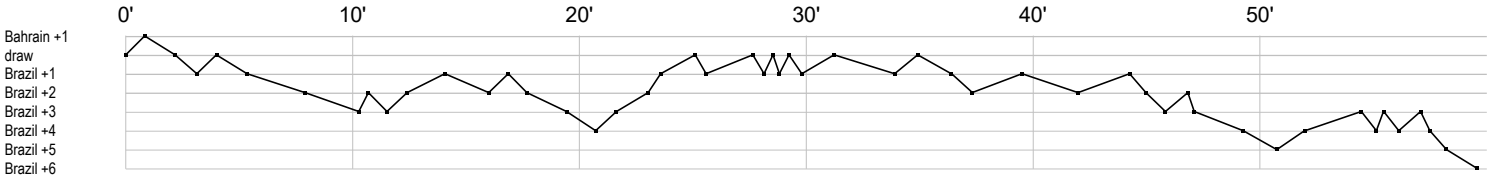

Brazil

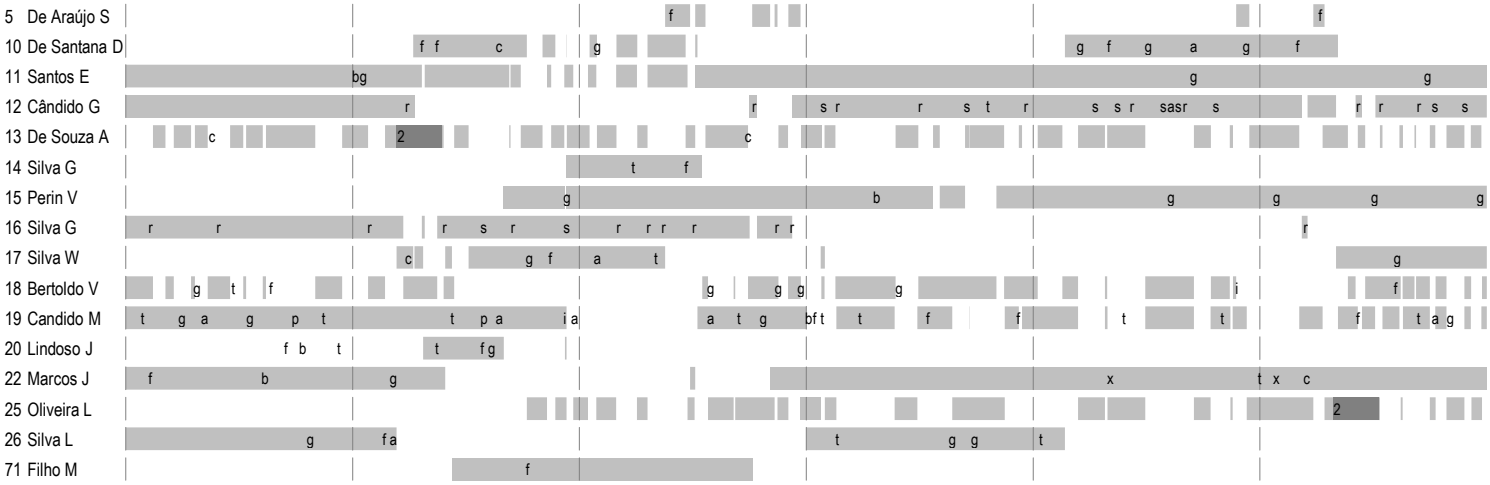

Bahrain



	In game	**g**	Goal scored	**f**	Missed shot	**a**	Assist	**t**	Technical faults	**b**	Steal
2	2min suspension	**e**	Eearned 7m	**c**	Commited 7m	**y**	Yellow card	**r**	Red Card	**k**	Blue card
i	Eearned 2min.	**x**	Block	**4**	4min suspension	**p**	Pass for clear chance	**s**	Saved shot	**r**	Received goal

Handball statistics and livescore by Toma-soft ltd (www.toma-soft.hr)