



10th Men's Youth (U19) World Championship

Croatia

Group C, 3. round



Match Team Statistics

Match No. 38

Egypt 33 - 30 Iceland

(14 - 15) (19 - 15)

5.8.2023. 15:30

Attendance: 200

Josip Samardžija Bepo Hall

Referees: Alexei Covalciuc (MDA) / Igor Covalciuc (MDA)

Egypt

#	Surname and name	S	Goals / shots								Attack					Def.			Penalties				TP							
			Tot.	%	9m	6m	Wing	7m	FB	Brk.	LD	As.	PC	E7	E2	TF	St.	C7	Blk	YC	2m	R		B						
3	ELSAYED Mohamed		1/3	33																										18:18
5	KHALLAF Mohamed		3/4	75	2/3																									12:43
7	SHEHATA Omar																													
8	HASHAD Ziad		6/7	86																										26:53
10	ABDELRAHIM Ziad		3/3	100	1/1																									27:39
14	RAGAB Feras	S	1/1	100																										23:18
16	AHMED Youssef																													26:44
20	MASOUD Belal	S	3/6	50			2/4	0/1	1/1																					55:09
22	MAHMOUD Mohamed		3/4	75																										34:34
30	SALAMA Youssef	S																												28:28
44	AZAB Moaz	S	2/3	67		2/3																								50:10
55	ELKHOUGA Ahmed	S	1/3	33	0/2																									25:11
64	ABDELHADY Omar		0/2	0	0/1			0/1																						5:19
71	SALEM Yassin	S	5/6	83	1/1	1/1	2/2	1/2																						53:28
96	ISMAIL Ahmed																													11:08
99	ELBATTAWI Mohamed	S	5/8	63	3/6																									20:58
Team / bench																														
UKUPNO			33/50	66	7/14	3/4	4/7	3/6	1/1	11/13	4/5																			

#	Surname and name	Saves / shots								
		Tot.	%	9m	6m	Wing	7m	FB	Brk.	LD
16	AHMED Youssef	8/22	36	2/4	1/4	2/4	1/4		2/6	
30	SALAMA Youssef	6/21	29	2/8	0/2	2/4	0/1	0/1	2/5	
TOTAL		14/43	33	4/12	1/6	4/8	1/5	0/1	4/11	0/0

Coach: Mohamed Elalfy

Number of attacks: 61, Efficiency: 54%, Average Duration: 29.11 seconds

Attack by type of defense

	Shots	9m	6m	Wing	TF	E7	E2
On def. 6-0	14/24	3/9	2/2	3/5	10	3	3
On def. 5-1	6/8	3/4	0/1	0/0	5	3	1
On def. press.	2/2	0/0	0/0	0/0	0	0	0
Fastbreak	1/1				0	0	0

Defense by type

	Total	9m	6m	Wing	Stl.	C7	2m
Def. 6-0	12/18	6/7	2/2	1/4	3	1	0
Def. 5-1	3/7	1/2	0/1	0/2	0	0	0
Def. 4-2	2/3	0/0	0/0	0/1	0	1	0
Def. 3-3	4/11	1/4	2/2	1/3	3	3	1
Fastbreak	1/1				0	0	4

Attack with superiority / minority / goalkeeper out

	Attack				Reaction		
	Att.	Eff.	Shots	TF	FB	LD	Tot.
6 on 6 (GK out)	4	50%	2/3	1	0/0	0/0	0/0
6 on 5 (GK out)	3	33%	1/2	1	0/0	0/0	0/0
5 on 6 (GK out)	1	0%	0/0	1	0/0	0/0	0/0
6 on 6	38	58%	22/28	10			
6 on 5	11	55%	6/9	2			
5 on 6	2	50%	1/2	0			
5 on 5	2	50%	1/2	0			

Player superiority / GK out counted at the end of attack (in case it changes during attack)

Defense with superiority / minority / goalkeeper out

	Attack				Reaction		
	Att.	Eff.	Shots	TF	FB	LD	Tot.
7 on 6 (GK out)	5	40%	2/3	2	0/0	1/1	1/1
6 on 6 (GK out)	6	33%	2/3	3	0/0	2/2	2/2
6 on 6	33	52%	17/24	9			
5 on 6	4	50%	2/4	0			
7 on 5 (GK out)	1	100%	1/1	0	0/0	0/0	0/0
6 on 5 (GK out)	4	25%	1/2	2	0/0	1/2	1/2
6 on 5	7	57%	4/7	0			
5 on 5	1	100%	1/1	0			
6 on 4	1	0%	0/0	1			

Numbers show attacking numbers of opponent. Lower efficiency of opponent means better defense of this team

Jersey number Tot. Total shooting 6m 6m (line) shooting 9m 9m shooting Wng Wing shooting FB Fastbreak sh. 7m 7m penalty sh.
 Brk. Breakthrough sh. LD Long distance sh. As. Assists PC Pass clear chance E7 Earned 7m pen. TF Technical faults St. Steals
 2m 2m punishments C7. Committed 7m E2 Earned 2m pun. YC. Yellow cards R/B Red/Blue cards Blk. Blocks S Starting Line-up



10th Men's Youth (U19) World Championship

Croatia

Group C, 3. round



Match Team Statistics

Match No. 38

Egypt 33 - 30 Iceland

(14 - 15) (19 - 15)

5.8.2023. 15:30

Attendance: 200

Josip Samardžija Bepo Hall

Referees: Alexei Covalciuc (MDA) / Igor Covalciuc (MDA)

Shot distribution by player

3 M. Elsayed

	0/1	
1/1		0/1

5 M. Khalaf

2/2	0/1	1/1

7 O. Shehata

8 Z. Hashad

1/1		
2/2	1/2	2/2

10 Z. Abdelrahim

	1/1	
1/1		1/1

14 F. Ragab

		1/1

20 B. Masoud

1/1		
		0/1
1/1		0/1

1/2 lob

22 M. Mahmoud

	1/1	
1/1	1/1	

1 post

44 M. Azab

1/1		
		1/2

55 A. Elkhouga

		1/1

1 post 1 block

64 O. Abdelhady

		0/2

71 Y. Salem

1/1	1/1	
2/2		1/2

96 A. Ismail

99 M. Elbattawi

1/1	1/1	1/1
	1/2	
1/2		

1 post

TOTAL

4/4	2/2	1/1
1/1	3/5	1/3
11/12	2/4	7/12

3 post 1 block 1/2 lob

Saves distribution goalkeepers

16 Y. Ahmed

0/1		1/3
1/1		0/1
4/10		2/6

30 Y. Salama

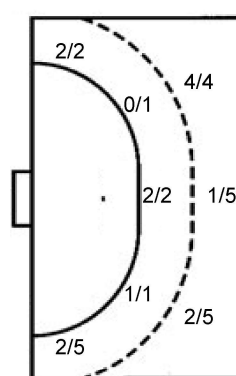
0/2		2/2
1/1		0/2
0/6	1/2	2/5

TOTAL

0/3		3/5
2/2		0/3
4/16	1/2	4/11

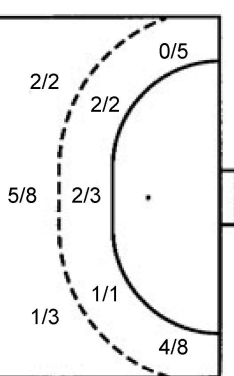
Shots by position

ATTACK



7m penalties 3/6
Fastbreak 1/1
Breakthrough 11/13
Long dist. 4/5

DEFENSE



7m penalties 4/5
Fastbreak 1/1
Breakthrough 7/11
Long dist. 1/1

Shooting statistics

Position	Goals	Sav.	Miss.	Post	Blk.	Total	%
Back (9m)	7	4	0	2	1	14	50
Line (6m)	3	1	0	0	0	4	75
Wing	4	3	0	0	0	7	57
7m penalties	3	3	0	0	0	6	50
Fastbreak	1	0	0	0	0	1	100
Breakthrough	11	2	0	0	0	13	85
Total	29	13	0	2	1	45	64

Jersey number Tot. Total shooting 6m 6m (line) shooting 9m 9m shooting Wng Wing shooting FB Fastbreak sh. 7m 7m penalty sh.
Brk. Breakthrough sh. LD Long distance sh. As. Assists PC Pass clear chance E7 Earned 7m pen. TF Technical faults St. Steals
2m 2m punishments C7. Committed 7m E2 Earned 2m pun. YC. Yellow cards R/B Red/Blue cards Blk. Blocks S Starting Line-up

Handball statistics and livescore by Toma-soft ltd (www.toma-soft.hr)



10th Men's Youth (U19) World Championship

Croatia

Group C, 3. round



Match Team Statistics

Match No. 38

Egypt 33 - 30 Iceland

(14 - 15) (19 - 15)

5.8.2023. 15:30

Attendance: 200

Josip Samardžija Bepo Hall

Referees: Alexei Covalciuc (MDA) / Igor Covalciuc (MDA)

Iceland

#	Surname and name	S	Goals / shots								Attack				Def.			Penalties			TP			
			Tot.	%	9m	6m	Wing	7m	FB	Brk.	LD	As.	PC	E7	E2	TF	St.	C7	Blk	YC		2m	R	B
1	ÁRNASON Breki Hrafn																							5:13
2	ELÍSSON Andri Fannar		0/2	0		0/2								1	1									11:32
4	STEFÁNSSON Reynir Thór	S	9/11	82	7/8					2/3			1	2	2	2	4	1						46:57
5	ÓLAFSSON Hans Jörgen	S	1/1	100		1/1							1		1		3		1					32:10
6	STEINSSON Birkir Snaer																							
9	HARALDSSON Össur	S	4/9	44		0/5	3/3	1/1								1	1	2						55:15
10	ERLINGSSON Elmar		2/4	50			1/2		1/2				5	2	1	2						1		41:20
12	STEINSSON Isak	S																						48:33
13	JÚLIUSSON Kjartan Thór		3/6	50	0/1				3/5				4	2			3							39:14
14	VALSSON Eιδur Rafn	S	6/9	67	1/2		4/6		1/1							2								44:42
17	EINARSSON Skarphédinn Ivar	S	0/2	0	0/2												3		1		3			35:12
18	THORVALDSSON Thorvaldur Örn	S	3/3	100		3/3																		21:15
19	HEIÐARSSON Hinrik Hugi		0/1	0		0/1																1		6:35
22	GUÐMUNDSSON Daníel Örn															1						1		5:47
26	HAUKSSON Haukur Ingi																							2:38
29	VIÐARSSON Ivar Bessi		2/2	100		1/1				1/1					1			3				1		23:37
Team / bench																						1		
UKUPNO			30/50	60	8/13	5/6	4/13	4/5	1/1	7/11	1/1		11	6	5	6	17	2	6	1	1	7	0	0

#	Surname and name	Saves / shots								
		Tot.	%	9m	6m	Wing	7m	FB	Brk.	LD
1	ÁRNASON Breki Hrafn	1/5	20	0/1	0/1	1/2			0/1	
12	STEINSSON Isak	12/37	32	4/10	1/2	2/5	3/6	0/1	2/12	0/1
TOTAL		13/42	31	4/11	1/3	3/7	3/6	0/1	2/13	0/1

Coach: Heimir Rikardsson

Number of attacks: 62, Efficiency: 48%, Average Duration: 28.89 seconds

Attack by type of defense

	Shots	9m	6m	Wing	TF	E7	E2
On def. 6-0	12/18	6/7	2/2	1/4	8	0	1
On def. 5-1	3/7	1/2	0/1	0/2	1	0	2
On def. 4-2	2/3	0/0	0/0	0/1	2	1	1
On def. 3-3	4/11	1/4	2/2	1/3	6	4	2
Fastbreak	1/1				0	0	0

Defense by type

	Total	9m	6m	Wing	Stl.	C7	2m
Def. 6-0	14/24	3/9	2/2	3/5	1	3	0
Def. 5-1	6/8	3/4	0/1	0/0	1	3	0
Def. press.	2/2	0/0	0/0	0/0	0	0	0
Fastbreak	1/1				0	0	7

Attack with superiority / minority / goalkeeper out

	Attack				Reaction		
	Att.	Eff.	Shots	TF	FB	LD	Tot.
7 on 6 (GK out)	5	40%	2/3	2	0/0	1/1	1/1
6 on 6 (GK out)	6	33%	2/3	3	0/0	2/2	2/2
6 on 6	33	52%	17/24	9			
5 on 6	4	50%	2/4	0			
7 on 5 (GK out)	1	100%	1/1	0	0/0	0/0	0/0
6 on 5 (GK out)	4	25%	1/2	2	0/0	1/2	1/2
6 on 5	7	57%	4/7	0			
5 on 5	1	100%	1/1	0			
6 on 4	1	0%	0/0	1			

Player superiority / GK out counted at the end of attack (in case it changes during attack)

Defense with superiority / minority / goalkeeper out

	Attack				Reaction		
	Att.	Eff.	Shots	TF	FB	LD	Tot.
6 on 6 (GK out)	4	50%	2/3	1	0/0	0/0	0/0
6 on 5 (GK out)	3	33%	1/2	1	0/0	0/0	0/0
5 on 6 (GK out)	1	0%	0/0	1	0/0	0/0	0/0
6 on 6	38	58%	22/28	10			
6 on 5	11	55%	6/9	2			
5 on 6	2	50%	1/2	0			
5 on 5	2	50%	1/2	0			

Numbers show attacking numbers of opponent. Lower efficiency of opponent means better defense of this team

Jersey number Tot. Total shooting 6m 6m (line) shooting 9m 9m shooting Wng Wing shooting FB Fastbreak sh. 7m 7m penalty sh.
 Brk. Breakthrough sh. LD Long distance sh. As. Assists PC Pass clear chance E7 Earned 7m pen. TF Technical faults St. Steals
 2m 2m punishments C7. Committed 7m E2 Earned 2m pun. YC. Yellow cards R/B Red/Blue cards Blk. Blocks S Starting Line-up



10th Men's Youth (U19) World Championship

Croatia

Group C, 3. round



Match Team Statistics

Match No. 38

Egypt 33 - 30 Iceland

(14 - 15) (19 - 15)

5.8.2023. 15:30

Attendance: 200

Josip Samardžija Bepo Hall

Referees: Alexei Covalciuc (MDA) / Igor Covalciuc (MDA)

Shot distribution by player

2 A. Elisson

		0/2

4 R. Stefánsson

		1/2
6/7		2/2

5 H. Ólafsson

1/1		

6 B. Steinsson

9 Ö. Haraldsson

		0/1
		1/1
2/2	1/1	0/1

1 post 2 miss.

10 E. Erlingsson

1/1		
		1/1
0/2		

13 K. Júlíusson

		0/1
0/1		
		3/4

14 E. Valsson

1/1		
		1/1
3/4		

2 post 1/1 lob

17 S. Einarsson

	0/1	

1 miss.

18 T. Thorvaldsson

1/1		2/2

19 H. Heidarsson

0/1		

22 D. Guðmundsson

26 H. Hauksson

29 Í. Viðarsson

		1/1
	1/1	

TOTAL

3/3		2/5
0/2	1/1	3/3
12/16	1/2	7/11

3 post 3 miss. 1/1 lob

Saves distribution goalkeepers

1 B. Árnason

0/1	0/1	
0/2		

12 Í. Steinsson

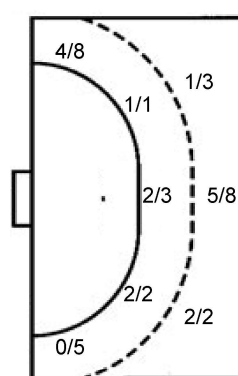
0/3	0/1	0/1
0/1	2/2	2/3
1/10	2/3	5/12

TOTAL

0/4	0/2	0/1
0/1	2/2	2/3
1/12	2/3	5/12

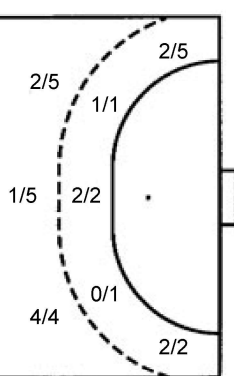
Shots by position

ATTACK



7m penalties 4/5
Fastbreak 1/1
Breakthrough 7/11
Long dist. 1/1

DEFENSE



7m penalties 3/6
Fastbreak 1/1
Breakthrough 11/13
Long dist. 4/5

Shooting statistics

Position	Goals	Sav.	Miss.	Post	Blk.	Total	%
Back (9m)	8	4	1	0	0	13	62
Line (6m)	5	1	0	0	0	6	83
Wing	4	4	2	3	0	13	31
7m penalties	4	1	0	0	0	5	80
Fastbreak	1	0	0	0	0	1	100
Breakthrough	7	4	0	0	0	11	64
Total	29	14	3	3	0	49	59

Jersey number Tot. Total shooting 6m 6m (line) shooting 9m 9m shooting Wng Wing shooting FB Fastbreak sh. 7m 7m penalty sh.
Brk. Breakthrough sh. LD Long distance sh. As. Assists PC Pass clear chance E7 Earned 7m pen. TF Technical faults St. Steals
2m 2m punishments C7. Committed 7m E2 Earned 2m pun. YC. Yellow cards R/B Red/Blue cards Blk. Blocks S Starting Line-up

Handball statistics and livescore by Toma-soft ltd (www.toma-soft.hr)

