



10th Men's Youth (U19) World Championship

Croatia

Group A, 3. round



Match Team Statistics

Match No. 34

Portugal 27 - 38 Croatia

(12 - 19) (15 - 19)

5.8.2023. 19:30

Attendance: 1100

Arena Varaždin

Referees: Santiago Martin Correa (ARG) / Agustin Conberse (ARG)

Portugal

| # | Surname and name | S | Goals / shots | | | | | | | | Attack | | | | | Def. | | | Penalties | | | | TP | | | | | | | |
|----|------------------|---|---------------|-----|------|-----|------|-----|-----|------|--------|-----|----|----|----|------|-----|----|-----------|----|----|---|----|---|---|---|---|---|-------|-------|
| | | | Tot. | % | 9m | 6m | Wing | 7m | FB | Brk. | LD | As. | PC | E7 | E2 | TF | St. | C7 | Blk | YC | 2m | R | | B | | | | | | |
| 2 | FERREIRA José | S | 2/3 | 67 | | | 1/2 | | | 1/1 | | | | | | | | | | | | | | | | | | | | 27:03 |
| 3 | MACHADO António | S | 1/1 | 100 | | 1/1 | | | | | | | | | 1 | | | | | 1 | 1 | | | | | | | | 49:31 | |
| 4 | CALUNGA Ruben | | | | | | | | | | | | | | | | | | | | | | 1 | | | | | | 13:22 | |
| 5 | LEITE Eduardo | | 4/5 | 80 | | 1/1 | 3/3 | | | 0/1 | | | | | 1 | | | | | | | | | | | | | | 27:07 | |
| 7 | TEIXEIRA Tomás | | 1/3 | 33 | 0/2 | | | | | | | | | | 1 | | | | | 1 | | | | | | | | | 14:18 | |
| 8 | TEIXEIRA David | | 2/3 | 67 | 0/1 | | | | | | | | | | 1 | | | | | | | | | | | | | | 15:58 | |
| 11 | MAGALHAES Joao | | 2/3 | 67 | | | 2/3 | | | | | | | | 1 | | | | | | | | | | 2 | | | | 27:13 | |
| 12 | MORGADO Gonçalo | | | | | | | | | | | | | | | | | | | | | | | | | | | | 22:10 | |
| 16 | TEIXEIRA Vasco | | | | | | | | | | | | | | 1 | 1 | | | | | | | | | | | | | 9:24 | |
| 17 | OLIVEIRA Nuno | S | 4/7 | 57 | 1/1 | 1/1 | 2/5 | | | | | | | | 1 | | | | | | | | 1 | | | | | | 49:01 | |
| 19 | SOUSA Tiago | S | 7/14 | 50 | 1/5 | 0/1 | | 1/2 | 2/2 | 3/4 | | | | | 6 | | | | | | | | | | | | | | 46:47 | |
| 26 | MONTEIRO Filipe | S | 1/3 | 33 | 0/1 | | | | | | | | | | 2 | 3 | 2 | 3 | 6 | | | | | | | 1 | | | 50:10 | |
| 36 | GUNES Deniz | S | | | | | | | | | | | | | | | | | | | | | | | | | | | 21:21 | |
| 53 | LOURENÇO Joao | S | 3/6 | 50 | 3/6 | | | | | | | | | | 1 | | | | 5 | 1 | | | | | 2 | | | | 38:00 | |
| 75 | COSTA Eduardo | | | | | | | | | | | | | | | | | | | | | | | | | | | | 6:06 | |
| 86 | PODOLSKYY Denis | | | | | | | | | | | | | | | | | | | | | | | | | | | | 1:26 | |
| | Team / bench | | | | | | | | | | | | | | | | | | | | | | | | | 1 | | | | |
| | UKUPNO | | 27/48 | 56 | 5/16 | 3/4 | 8/13 | 1/2 | 3/4 | 7/9 | 0/0 | | | | 14 | 6 | 2 | 4 | 17 | 1 | 3 | 0 | | | 1 | 6 | 0 | 0 | | |

| # | Surname and name | Saves / shots | | | | | | | | |
|----|------------------|---------------|----|-----|------|------|-----|-----|------|-----|
| | | Tot. | % | 9m | 6m | Wing | 7m | FB | Brk. | LD |
| 12 | MORGADO Gonçalo | 4/20 | 20 | 1/3 | 3/7 | 0/1 | 0/1 | | 0/8 | |
| 16 | TEIXEIRA Vasco | 1/6 | 17 | | 1/3 | | | | 0/3 | |
| 36 | GUNES Deniz | 1/16 | 6 | 1/1 | | 0/4 | | 0/2 | 0/9 | |
| | TOTAL | 6/42 | 14 | 2/4 | 4/10 | 0/5 | 0/1 | 0/2 | 0/20 | 0/0 |

Coach: Ricardo Santos

Number of attacks: 62, Efficiency: 44%, Average Duration: 33.79 seconds

Attack by type of defense

| | Shots | 9m | 6m | Wing | TF | E7 | E2 |
|---------------|-------|-----|-----|------|----|----|----|
| On def. 6-0 | 8/14 | 3/6 | 1/1 | 2/4 | 9 | 1 | 1 |
| On def. 5-1 | 9/17 | 1/6 | 1/2 | 2/3 | 6 | 1 | 2 |
| On def. 3-2-1 | 6/11 | 1/4 | 1/1 | 4/6 | 2 | 0 | 1 |
| Fastbreak | 3/4 | | | | 0 | 0 | 0 |

Defense by type

| | Total | 9m | 6m | Wing | Stl. | C7 | 2m |
|-----------|-------|-----|-----|------|------|----|----|
| Def. 6-0 | 21/29 | 2/5 | 3/7 | 4/4 | 0 | 2 | 0 |
| Def. 5-1 | 11/13 | 0/2 | 3/3 | 1/1 | 1 | 1 | 0 |
| Fastbreak | 3/3 | | | | 0 | 0 | 6 |

Attack with superiority / minority / goalkeeper out

| | Attack | | | | Reaction | | |
|-----------------|--------|------|-------|----|----------|-----|------|
| | Att. | Eff. | Shots | TF | FB | LD | Tot. |
| 7 on 6 (GK out) | 3 | 0% | 0/1 | 2 | 0/0 | 0/0 | 0/0 |
| 6 on 6 (GK out) | 9 | 44% | 4/7 | 2 | 1/1 | 1/2 | 2/3 |
| 6 on 6 | 40 | 45% | 18/29 | 11 | | | |
| 6 on 5 | 7 | 57% | 4/5 | 2 | | | |
| 5 on 6 | 3 | 33% | 1/3 | 0 | | | |

Player superiority / GK out counted at the end of attack (in case it changes during attack)

Defense with superiority / minority / goalkeeper out

| | Attack | | | | Reaction | | |
|-----------------|--------|------|-------|----|----------|-----|------|
| | Att. | Eff. | Shots | TF | FB | LD | Tot. |
| 6 on 6 (GK out) | 4 | 75% | 3/3 | 1 | 0/0 | 0/0 | 0/0 |
| 6 on 6 | 40 | 60% | 24/29 | 11 | | | |
| 5 on 6 | 3 | 67% | 2/3 | 0 | | | |
| 6 on 5 | 15 | 60% | 9/14 | 1 | | | |

Numbers show attacking numbers of opponent. Lower efficiency of opponent means better defense of this team

Jersey number Tot. Total shooting 6m 6m (line) shooting 9m 9m shooting Wng Wing shooting FB Fastbreak sh. 7m 7m penalty sh.
 Brk. Breakthrough sh. LD Long distance sh. As. Assists PC Pass clear chance E7 Earned 7m pen. TF Technical faults St. Steals
 2m 2m punishments C7. Committed 7m E2 Earned 2m pun. YC. Yellow cards R/B Red/Blue cards Blk. Blocks S Starting Line-up



10th Men's Youth (U19) World Championship

Croatia

Group A, 3. round



Match Team Statistics

Match No. 34

Portugal 27 - 38 Croatia

(12 - 19) (15 - 19)

5.8.2023. 19:30

Attendance: 1100

Arena Varaždin

Referees: Santiago Martin Correa (ARG) / Agustin Conberse (ARG)

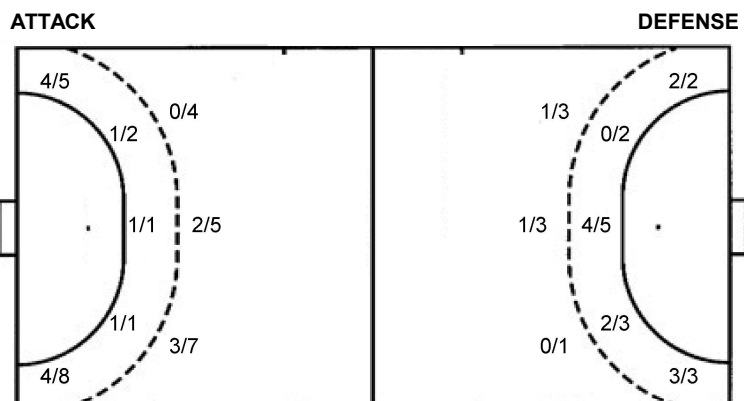
Shot distribution by player

| | | | | | | |
|---|--|--|---|--|--|---|
| 2 J. Ferreira 1/1 0/1 1/1 | 3 A. Machado 1/1 | 4 R. Calunga | 5 E. Leite 2/2 0/1 1/1 1/1 | 7 T. Teixeira 0/1 1/1 0/1 | 8 D. Teixeira 1/1 1/1 0/1 | 11 J. Magalhaes 1/2 1/1 |
| 17 N. Oliveira 1/2 1/1 0/1 2/2 1 post | 19 T. Sousa 1/1 0/1 1/3 0/1 3/4 2/3 0/1 1 miss. | 26 F. Monteiro 1/1 0/1 1 post | 53 J. Lourenço 1/1 0/1 0/2 1/1 1/1 | 75 E. Costa | 86 D. Podolskyy | TOTAL 4/4 1/2 1/3 5/8 0/2 1/5 7/9 4/7 4/5 2 post 1 miss. |

Saves distribution goalkeepers

| | | | |
|--|--|---|--|
| 12 G. Morgado 0/2 0/1 2/3 0/1 2/10 0/1 0/2 | 16 V. Teixeira 0/1 0/1 0/1 0/1 0/2 0/1 | 36 D. Gunes 0/1 0/1 1/2 0/2 0/3 0/1 0/5 | TOTAL 0/3 0/1 0/2 3/5 0/4 2/15 0/2 0/8 |
|--|--|---|--|

Shots by position



| | | | |
|--------------|-----|--------------|-------|
| 7m penalties | 1/2 | 7m penalties | 1/3 |
| Fastbreak | 3/4 | Fastbreak | 3/3 |
| Breakthrough | 7/9 | Breakthrough | 20/21 |
| Long dist. | 0/0 | Long dist. | 1/2 |

Shooting statistics

| Position | Goals | Sav. | Miss. | Post | Blk. | Total | % |
|--------------|-----------|-----------|----------|----------|----------|-----------|-----------|
| Back (9m) | 5 | 10 | 1 | 0 | 0 | 16 | 31 |
| Line (6m) | 3 | 1 | 0 | 0 | 0 | 4 | 75 |
| Wing | 8 | 4 | 0 | 1 | 0 | 13 | 62 |
| 7m penalties | 1 | 1 | 0 | 0 | 0 | 2 | 50 |
| Fastbreak | 3 | 1 | 0 | 0 | 0 | 4 | 75 |
| Breakthrough | 7 | 1 | 0 | 1 | 0 | 9 | 78 |
| Total | 27 | 18 | 1 | 2 | 0 | 48 | 56 |

Jersey number Tot. Total shooting 6m 6m (line) shooting 9m 9m shooting Wng Wing shooting FB Fastbreak sh. 7m 7m penalty sh.
 Brk. Breakthrough sh. LD Long distance sh. As. Assists PC Pass clear chance E7 Earned 7m pen. TF Technical faults St. Steals
 2m 2m punishments C7. Committed 7m E2 Earned 2m pun. YC. Yellow cards R/B Red/Blue cards Blk. Blocks S Starting Line-up



10th Men's Youth (U19) World Championship

Croatia

Group A, 3. round



Match Team Statistics

Match No. 34

Portugal 27 - 38 Croatia

(12 - 19) (15 - 19)

5.8.2023. 19:30

Attendance: 1100

Arena Varaždin

Referees: Santiago Martin Correa (ARG) / Agustin Conberse (ARG)

Croatia

| Players | | Goals / shots | | | | | | | | | Attack | | | | Def. | | | Penalties | | | TP | | | | |
|---------|-------------------|---------------|-------|-----|-----|------|------|-----|-----|-------|--------|-----|----|----|------|----|-----|-----------|-----|----|----|----|---|---|-------|
| # | Surname and name | S | Tot. | % | 9m | 6m | Wing | 7m | FB | Brk. | LD | As. | PC | E7 | E2 | TF | St. | C7 | Blk | YC | | 2m | R | B | |
| 1 | HERCEG Tin | S | 1/1 | 100 | | | | | | | 1/1 | | | | | | | | | | | | | | 39:01 |
| 2 | GLIVETIC Vito | S | 8/11 | 73 | | 1/3 | | | | 7/8 | | 3 | 1 | 1 | 1 | 4 | | | | | | 1 | | | 41:51 |
| 3 | BAJAN Marko | S | 4/5 | 80 | | | 2/2 | 1/2 | 1/1 | | | | | | | | 2 | | | | | | | | 47:52 |
| 4 | IVANIŠEVIĆ Tonći | | 2/3 | 67 | 0/1 | | | | | 2/2 | | | | | | | | | | | | | | | 16:22 |
| 5 | MOLC Maksimilijan | S | 2/2 | 100 | | | 2/2 | | | | | | | | 1 | | | | | | 1 | | | | 41:36 |
| 6 | CAPRIC Aleksandar | S | 8/9 | 89 | 2/3 | | | | 1/1 | 5/5 | | 3 | 3 | 1 | | 1 | 1 | 1 | | | | 1 | | | 44:43 |
| 7 | ZOVAK Fran | | | | | | | | | | | | | | | | | | | | | | | | 11:11 |
| 8 | BOROVEC TIAN | | 2/3 | 67 | | 1/1 | | 0/1 | | 1/1 | | 2 | | | 1 | 2 | | | | | | | | | 18:44 |
| 9 | BARTOLIĆ Gabrijel | | | | | | | | | | | | | | | | | | | | | | | | |
| 11 | JURIĆ Karlo | S | 4/6 | 67 | 0/2 | | | | | 4/4 | | 2 | 3 | | | 3 | 1 | 1 | | | | 1 | | | 29:56 |
| 12 | PRPIĆ Marko | | 0/1 | 0 | | | | | | | 0/1 | | | | | | | | | | | | | | 17:55 |
| 13 | KRUPIĆ Petar | | 2/3 | 67 | 0/1 | | | | 1/1 | 1/1 | | 1 | | | | 2 | 1 | | | | | | | | 30:35 |
| 15 | TKALEC Marko | | 1/1 | 100 | | | 1/1 | | | | | | | | | | 1 | | | | | | | | 17:38 |
| 17 | KRSTIĆ Franko | | 2/2 | 100 | | 2/2 | | | | | | | | | 1 | | | | | | | | | | 7:42 |
| 18 | MALINARICH Luka | S | 1/2 | 50 | | 1/2 | | | | | | | | 1 | 2 | 1 | | | | | 1 | 1 | | | 50:53 |
| 19 | PETROVIĆ Ivan | | 1/2 | 50 | | 1/2 | | | | | | | | | | | | | | | | | | | 3:59 |
| | Team / bench | | | | | | | | | | | | | | | | | | | | | | | | |
| | UKUPNO | | 38/51 | 75 | 2/7 | 6/10 | 5/5 | 1/3 | 3/3 | 20/21 | 1/2 | 11 | 7 | 3 | 6 | 13 | 6 | 2 | 0 | 2 | 4 | 0 | 0 | | |

| Goalkeepers | | Saves / shots | | | | | | | | |
|-------------|------------------|---------------|----|-------|-----|------|-----|-----|------|-----|
| # | Surname and name | Tot. | % | 9m | 6m | Wing | 7m | FB | Brk. | LD |
| 1 | HERCEG Tin | 9/27 | 33 | 5/9 | 0/2 | 3/9 | 0/1 | 0/1 | 1/5 | |
| 12 | PRPIĆ Marko | 9/18 | 50 | 5/6 | 1/2 | 1/3 | 1/1 | 1/3 | 0/3 | |
| | TOTAL | 18/45 | 40 | 10/15 | 1/4 | 4/12 | 1/2 | 1/4 | 1/8 | 0/0 |

Coach: Krešo Ivanković

Number of attacks: 62, Efficiency: 61%, Average Duration: 24.67 seconds

Attack by type of defense

| | Shots | 9m | 6m | Wing | TF | E7 | E2 |
|-------------|-------|-----|-----|------|----|----|----|
| On def. 6-0 | 21/29 | 2/5 | 3/7 | 4/4 | 11 | 2 | 4 |
| On def. 5-1 | 11/13 | 0/2 | 3/3 | 1/1 | 2 | 1 | 2 |
| Fastbreak | 3/3 | | | | 0 | 0 | 0 |

Defense by type

| | Total | 9m | 6m | Wing | Stl. | C7 | 2m |
|------------|-------|-----|-----|------|------|----|----|
| Def. 6-0 | 8/14 | 3/6 | 1/1 | 2/4 | 3 | 1 | 0 |
| Def. 5-1 | 9/17 | 1/6 | 1/2 | 2/3 | 2 | 1 | 0 |
| Def. 3-2-1 | 6/11 | 1/4 | 1/1 | 4/6 | 1 | 0 | 0 |
| Fastbreak | 3/4 | | | | 0 | 0 | 4 |

Attack with superiority / minority / goalkeeper out

| | Attack | | | | Reaction | | |
|-----------------|--------|------|-------|----|----------|-----|------|
| | Att. | Eff. | Shots | TF | FB | LD | Tot. |
| 6 on 6 (GK out) | 4 | 75% | 3/3 | 1 | 0/0 | 0/0 | 0/0 |
| 6 on 6 | 40 | 60% | 24/29 | 11 | | | |
| 5 on 6 | 3 | 67% | 2/3 | 0 | | | |
| 6 on 5 | 15 | 60% | 9/14 | 1 | | | |

Player superiority / GK out counted at the end of attack (in case it changes during attack)

Defense with superiority / minority / goalkeeper out

| | Attack | | | | Reaction | | |
|-----------------|--------|------|-------|----|----------|-----|------|
| | Att. | Eff. | Shots | TF | FB | LD | Tot. |
| 7 on 6 (GK out) | 3 | 0% | 0/1 | 2 | 0/0 | 0/0 | 0/0 |
| 6 on 6 (GK out) | 9 | 44% | 4/7 | 2 | 1/1 | 1/2 | 2/3 |
| 6 on 6 | 40 | 45% | 18/29 | 11 | | | |
| 6 on 5 | 7 | 57% | 4/5 | 2 | | | |
| 5 on 6 | 3 | 33% | 1/3 | 0 | | | |

Numbers show attacking numbers of opponent. Lower efficiency of opponent means better defense of this team

Jersey number Tot. Total shooting 6m 6m (line) shooting 9m 9m shooting Wng Wing shooting FB Fastbreak sh. 7m 7m penalty sh.
 Brk. Breakthrough sh. LD Long distance sh. As. Assists PC Pass clear chance E7 Earned 7m pen. TF Technical faults St. Steals
 2m 2m punishments C7. Committed 7m E2 Earned 2m pun. YC. Yellow cards R/B Red/Blue cards Blk. Blocks S Starting Line-up



10th Men's Youth (U19) World Championship

Croatia

Group A, 3. round



Match Team Statistics

Match No. 34

Portugal 27 - 38 Croatia

(12 - 19) (15 - 19)

5.8.2023. 19:30

Attendance: 1100

Arena Varaždin

Referees: Santiago Martin Correa (ARG) / Agustin Conberse (ARG)

Shot distribution by player

| | | | | | | |
|-------------------------------|----------------------------------|------------------------|---------------------|-----------------------|-------------------------|-----------------------|
| 2 V. Glivetic | 3 M. Bajan | 4 T. Ivanišević | 5 M. Molc | 6 A. Čaprić | 7 F. Zovak | 8 T. Borovec |
| 1/3 4/4 1/1 2/2 1 miss. | 1/1 1/1 1/1 1 miss. | 1/1 1/1 1 miss. | 1/1 lob | 2/2 2/2 1/2 3/3 | | 1/1 1/1 |
| 9 G. Bartolić | 11 K. Jurić | 13 P. Krupić | 15 M. Tkalec | 17 F. Krstić | 18 L. Malinarich | 19 I. Petrović |
| | 1/1 2/2 1/1 1 post 1 miss. | 0/1 1/1 1/1 | 1/1 | 1/1 1/1 | 1/2 | 1/1 0/1 lob |

TOTAL

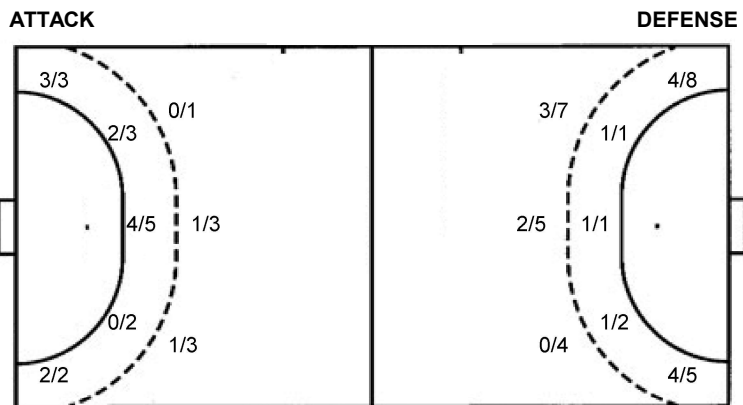
| | | |
|-------|-----|-----|
| 3/3 | 1/1 | 2/2 |
| 2/5 | 1/1 | 4/4 |
| 13/15 | 2/2 | 8/8 |

1 post 5 miss. 1/2 lob

Saves distribution goalkeepers

| | | |
|---|---------------------------------------|---|
| 1 T. Herceg | 12 M. Prpić | TOTAL |
| 0/3 1/1 1/1 1/5 2/2 2/2 1/5 1/4 0/4 | 0/1 0/1 1/2 2/3 2/3 1/4 2/3 1/1 | 0/4 1/2 2/3 3/8 2/2 4/5 2/9 3/7 1/5 |

Shots by position



7m penalties 1/3
Fastbreak 3/3
Breakthrough 20/21
Long dist. 1/2

7m penalties 1/2
Fastbreak 3/4
Breakthrough 7/9
Long dist. 0/0

Shooting statistics

| Position | Goals | Sav. | Miss. | Post | Blk. | Total | % |
|--------------|-----------|----------|----------|----------|----------|-----------|-----------|
| Back (9m) | 2 | 2 | 2 | 1 | 0 | 7 | 29 |
| Line (6m) | 6 | 4 | 0 | 0 | 0 | 10 | 60 |
| Wing | 5 | 0 | 0 | 0 | 0 | 5 | 100 |
| 7m penalties | 1 | 0 | 2 | 0 | 0 | 3 | 33 |
| Fastbreak | 3 | 0 | 0 | 0 | 0 | 3 | 100 |
| Breakthrough | 20 | 0 | 1 | 0 | 0 | 21 | 95 |
| Total | 37 | 6 | 5 | 1 | 0 | 49 | 76 |

Jersey number Tot. Total shooting 6m 6m (line) shooting 9m 9m shooting Wng Wing shooting FB Fastbreak sh. 7m 7m penalty sh.
Brk. Breakthrough sh. LD Long distance sh. As. Assists PC Pass clear chance E7 Earned 7m pen. TF Technical faults St. Steals
2m 2m punishments C7. Committed 7m E2 Earned 2m pun. YC. Yellow cards R/B Red/Blue cards Blk. Blocks S Starting Line-up



10th Men's Youth (U19) World Championship

Croatia

Group A, 3. round



Match Team Statistics

Match No. 34

Portugal 27 - 38 Croatia

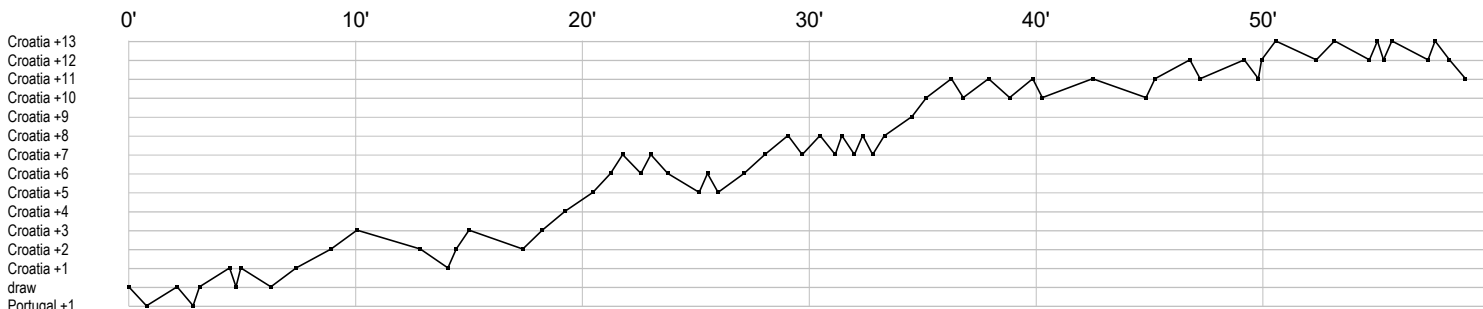
(12 - 19) (15 - 19)

5.8.2023. 19:30

Attendance: 1100

Arena Varaždin

Referees: Santiago Martin Correa (ARG) / Agustin Conberse (ARG)



Portugal

| | | |
|----------------|----------------------|--------------------------|
| 2 Ferreira J | f g | g |
| 3 Machado A | g | ab c 2 |
| 4 Calunga R | | t |
| 5 Leite E | g g | p g g f |
| 7 Teixeira T | f c g a t | f |
| 8 Teixeira D | | t g f a g |
| 11 Magalhaes J | 2 | g g2 f a |
| 12 Morgado G | r s r sr r r r r | r r s r r r r r |
| 16 Teixeira V | | r s pr ar r r |
| 17 Oliveira N | a | f gi f g f g g |
| 19 Sousa T | f f g t t t a a | fg g a g a g a f f g a g |
| 26 Monteiro F | t e i t p tf g t a p | 2 i t a ei t p f |
| 36 Gunes D | r r r r r r r r | r r sr r r |
| 53 Lourenço J | g2c g t t g t | p f 2 f t f t |
| 75 Costa E | | |
| 86 Podolsky D | | |

Croatia

| | | |
|-----------------|-----------------------|--|
| 1 Herceg T | r r r s r s r r r | s r r r s s r r r r s sr r r r sgs s r r r |
| 2 Glivetic V | a g t g t f g g a g 2 | g t g gi a f e t pf |
| 3 Bajan M | f g b b g g | g |
| 4 Ivanišević T | | g f g |
| 5 Molc M | g i y g | |
| 6 Čaprić A | a c g g t | g a e a p g f g g pbg2 g p |
| 7 Zovak F | | |
| 8 Borovec T | | f gi a g a t t |
| 9 Bartolić G | | |
| 11 Jurić K | p g ba p f t g | g 2c g p t a t |
| 12 Prpić M | | s fsr s r r r s sr r s r r r s |
| 13 Krupić P | | f bg t g a t |
| 15 Tkalec M | | b g |
| 17 Krstić F | | gi g |
| 18 Malinarich L | ei y2 | f g t i |
| 19 Petrović I | | g f |

| | | | | | |
|--------------------------|----------------------|--------------------------|--------------------------------|---------------------------|------------------------|
| In game | g Goal scored | f Missed shot | a Assist | t Technical faults | b Steal |
| 2 2min suspension | e Earned 7m | c Committed 7m | y Yellow card | r Red Card | k Blue card |
| i Earned 2min. | x Block | 4 4min suspension | p Pass for clear chance | s Saved shot | r Received goal |