



10th Men's Youth (U19) World Championship

Croatia

Group A, 3. round



Match Team Statistics

Match No. 33

Rwanda 27 - 33 Algeria

(13 - 18) (14 - 15)

5.8.2023. 15:30

Attendance: 175

Arena Varaždin

Referees: Fadel Diop (SEN) / Abdoulaye Faye (SEN)

Rwanda

#	Surname and name	S	Goals / shots								Attack					Def.			Penalties			TP			
			Tot.	%	9m	6m	Wing	7m	FB	Brk.	LD	As.	PC	E7	E2	TF	St.	C7	Blk	YC	2m		R	B	
2	ALBERT Musoni	S	1/3	33			1/2			0/1								1						45:09	
3	KARIM Niyonkuru																								
4	EMMANUEL Kubwimana	S	2/7	29	2/4					0/1	0/2			6	1		2	5	3				1	48:33	
5	YANNICK Karenzi													1				1						15:02	
6	DIEUDONNE Hakizimana		1/2	50		1/1					0/1							2						5:36	
7	ELYSEE Muhumure	S	2/4	50	1/2	1/1						0/1		3	6		1	3	1			1		54:06	
8	YVES Kayijama	S	6/9	67		2/4				3/4	1/1					1		3	2	1				59:44	
9	JEAN PIERRE Ndayishimiye		4/6	67			1/2			2/3		1/1						5						19:58	
10	ANDRE Akayezu	S	3/7	43			3/7							1	1			2		1			1	56:40	
11	FRED Nshimyumuremyi																								
14	SAMUEL Mbesutunguwe	S	8/15	53	6/13	1/1				1/1				1	1		1	5				1		51:05	
15	AIME VEDASTE Niyoyita																								
16	PETER Kwisanga																							23:38	
17	ISAIE Izabayo																								
18	ARSENE Uwayezu	S												1	1									36:08	
19	JEAN DAMASCENE Bazimaziki		0/1	0			0/1													1				1:55	
	Team / bench																								
	UKUPNO		27/54	50	9/19	5/7	5/12	1/1	5/9	1/4	1/2			13	10	1	4	26	6	5	0	1	3	1	0

Goalkeepers		Saves / shots								
#	Surname and name	Tot.	%	9m	6m	Wing	7m	FB	Brk.	LD
16	PETER Kwisanga	3/18	17	1/4	1/3	1/5	0/2	0/3	0/1	
18	ARSENE Uwayezu	2/20	10	1/5	0/3	0/3	0/3	0/2	1/4	
	TOTAL	5/38	13	2/9	1/6	1/8	0/5	0/5	1/5	0/0

Coach: Anaclet Bagirishya

Number of attacks: 71, Efficiency: 38%, Average Duration: 22.79 seconds

Attack by type of defense

	Shots	9m	6m	Wing	TF	E7	E2
On def. 6-0	18/39	9/18	3/5	5/12	26	1	4
Fastbreak	5/9				0	0	0

Defense by type

	Total	9m	6m	Wing	Stl.	C7	2m
Def. 6-0	18/22	6/7	4/5	4/5	4	5	0
Def. 5-1	3/6	1/3	1/1	1/2	2	0	0
Def. 3-3	1/2	0/1	0/0	1/1	0	0	0
Fastbreak	5/5				0	0	3

Attack with superiority / minority / goalkeeper out

	Attack				Reaction		
	Att.	Eff.	Shots	TF	FB	LD	Tot.
6 on 6	49	33%	16/27	22			
6 on 5	13	62%	8/11	2			
5 on 6	9	33%	3/7	2			

Player superiority / GK out counted at the end of attack (in case it changes during attack)

Defense with superiority / minority / goalkeeper out

	Attack				Reaction		
	Att.	Eff.	Shots	TF	FB	LD	Tot.
7 on 6 (GK out)	5	40%	2/3	2	1/1	1/2	2/3
6 on 6 (GK out)	5	20%	1/2	3	1/1	0/0	1/1
6 on 6	46	52%	24/28	18			
5 on 6	4	50%	2/3	1			
6 on 5	8	50%	4/5	3			
6 on 4	1	0%	0/0	1			

Numbers show attacking numbers of opponent. Lower efficiency of opponent means better defense of this team

Jersey number Tot. Total shooting 6m 6m (line) shooting 9m 9m shooting Wng Wing shooting FB Fastbreak sh. 7m 7m penalty sh.
 Brk. Breakthrough sh. LD Long distance sh. As. Assists PC Pass clear chance E7 Earned 7m pen. TF Technical faults St. Steals
 2m 2m punishments C7. Committed 7m E2 Earned 2m pun. YC. Yellow cards R/B Red/Blue cards Blk. Blocks S Starting Line-up

Handball statistics and livescore by Toma-soft ltd (www.toma-soft.hr)



10th Men's Youth (U19) World Championship

Croatia

Group A, 3. round



Match Team Statistics

Match No. 33

Rwanda 27 - 33 Algeria

(13 - 18) (14 - 15)

5.8.2023. 15:30

Attendance: 175

Arena Varaždin

Referees: Fadel Diop (SEN) / Abdoulaye Faye (SEN)

Shot distribution by player

2 M. Albert	3 N. Karim	4 K. Emmanuel	5 K. Yannick	6 H. Dieudonne	7 M. Elysee	8 K. Yves
1/2 0/1		1/2 0/1 1/1 0/1 2 miss.			1/1 0/1 2/3 1 post	4/4 0/1 1/2 1/1 1 post
9 N. Jean Pierre	10 A. Andre	11 N. Fred	14 M. Samuel	15 N. Aime Vedaste	17 I. Isaie	19 B. Jean Damascene
1/1 0/1 1/1 1/1 0/1 1/1 lob	1/1 0/1 0/2 1/1 1/2		1/2 2/2 1/3 1/2 3/4 1 post 1 block			0/1

TOTAL

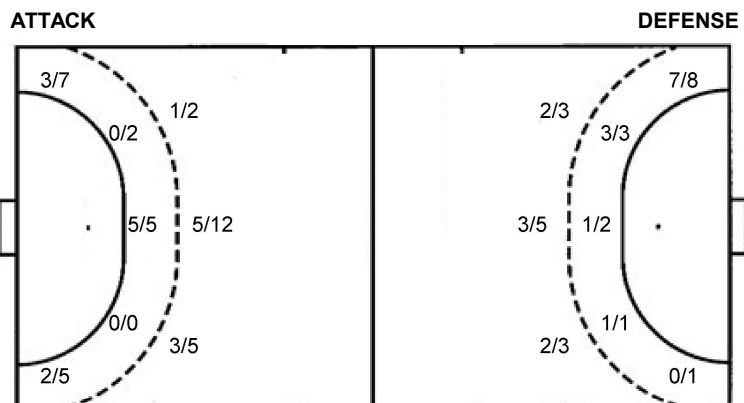
1/2		8/9
2/7	1/2	1/7
6/8	2/3	5/9

3 post 2 miss. 1 block 1/1 lob

Saves distribution goalkeepers

16 K. Peter	18 U. Arsene	TOTAL
0/4 2/2 1/4 0/1 0/3	0/3 1/1 0/3 0/5 1/7	0/7 1/1 0/7 2/2 1/9 0/1 1/10

Shots by position



7m penalties 1/1
Fastbreak 5/9
Breakthrough 1/4
Long dist. 1/2

7m penalties 5/5
Fastbreak 5/5
Breakthrough 4/5
Long dist. 0/0

Shooting statistics

Position	Goals	Sav.	Miss.	Post	Blk.	Total	%
Back (9m)	9	7	1	1	1	19	47
Line (6m)	5	1	0	1	0	7	71
Wing	5	7	0	0	0	12	42
7m penalties	1	0	0	0	0	1	100
Fastbreak	5	4	0	0	0	9	56
Breakthrough	1	2	1	0	0	4	25
Total	26	21	2	2	1	52	50

Jersey number Tot. Total shooting 6m 6m (line) shooting 9m 9m shooting Wng Wing shooting FB Fastbreak sh. 7m 7m penalty sh.
Brk. Breakthrough sh. LD Long distance sh. As. Assists PC Pass clear chance E7 Earned 7m pen. TF Technical faults St. Steals
2m 2m punishments C7. Committed 7m E2 Earned 2m pun. YC. Yellow cards R/B Red/Blue cards Blk. Blocks S Starting Line-up

Handball statistics and livescore by Toma-soft ltd (www.toma-soft.hr)



10th Men's Youth (U19) World Championship

Croatia

Group A, 3. round



Match Team Statistics

Match No. 33

Rwanda 27 - 33 Algeria

(13 - 18) (14 - 15)

5.8.2023. 15:30

Attendance: 175

Arena Varaždin

Referees: Fadel Diop (SEN) / Abdoulaye Faye (SEN)

Algeria

#	Surname and name	S	Goals / shots								Attack					Def.		Penalties			TP			
			Tot.	%	9m	6m	Wing	7m	FB	Brk.	LD	As.	PC	E7	E2	TF	St.	C7	Blk	YC		2m	R	B
3	YOUCEF Atek		7/7	100	2/2		1/1	4/4					2	1		1	6	2						52:33
5	MOHAMED ALI Bendiab	S	6/10	60	2/4	0/1	0/1	1/1	1/1	2/2			1		1	1	6	1				2		41:27
7	MOHAMED CHERIF B H Zhoual		1/2	50	1/2											1	2				1		30:48	
11	AHMED ANISSE Mahdi																							
13	WAIL Talaa	S	1/2	50	1/2								2			1			1				22:52	
17	ISLAM Lahouaouala	S	3/3	100		3/3							1		1	1	1			1			39:25	
19	ABDELOUAHAB Djemati	S	10/11	91			5/5		4/4	1/2			1		1	2	1						59:08	
21	KHALED Seldja	S														1					1		8:19	
22	SID ALI Achiche	S											2										46:03	
23	TAISSIR AHMED F Haioun		2/2	100		1/1	1/1						1			1							18:56	
25	SALAH EDDINE Hamdaoui																							
53	MAROUANE Bendridi		0/1	0		0/1										1							24:34	
63	SALIM Mezaza																							
69	ZAKARIA Adri	S	3/3	100	1/1	1/1				1/1			4		2	2	6			1	1		60:00	
73	AHMED RAYANE Benslimane																							
87	ALI Kouadria												1			2							15:09	
	Team / bench																							
	UKUPNO		33/41	80	7/11	5/6	7/9	5/5	5/5	4/5	0/0		15	1	5	4	28	7	1	1	1	5	0	

#	Surname and name	Saves / shots								
		Tot.	%	9m	6m	Wing	7m	FB	Brk.	LD
22	SID ALI Achiche	21/47	45	7/16	1/6	7/12	0/1	4/9	2/3	
63	SALIM Mezaza									
73	AHMED RAYANE Benslimane									
	TOTAL	21/47	45	7/16	1/6	7/12	0/1	4/9	2/3	0/0

Coach: Belghit Mohammed

Number of attacks: 69, Efficiency: 48%, Average Duration: 29.41 seconds

Attack by type of defense

	Shots	9m	6m	Wing	TF	E7	E2
On def. 6-0	18/22	6/7	4/5	4/5	18	5	3
On def. 5-1	3/6	1/3	1/1	1/2	7	0	1
On def. 3-3	1/2	0/1	0/0	1/1	3	0	0
Fastbreak	5/5				0	0	0

Defense by type

	Total	9m	6m	Wing	Stl.	C7	2m
Def. 6-0	18/39	9/18	3/5	5/12	7	1	0
Fastbreak	5/9				0	0	5

Attack with superiority / minority / goalkeeper out

	Attack				Reaction		
	Att.	Eff.	Shots	TF	FB	LD	Tot.
7 on 6 (GK out)	5	40%	2/3	2	1/1	1/2	2/3
6 on 6 (GK out)	5	20%	1/2	3	1/1	0/0	1/1
6 on 6	46	52%	24/28	18			
5 on 6	4	50%	2/3	1			
6 on 5	8	50%	4/5	3			
6 on 4	1	0%	0/0	1			

Player superiority / GK out counted at the end of attack (in case it changes during attack)

Defense with superiority / minority / goalkeeper out

	Attack				Reaction		
	Att.	Eff.	Shots	TF	FB	LD	Tot.
6 on 6	49	33%	16/27	22			
6 on 5	13	62%	8/11	2			
5 on 6	9	33%	3/7	2			

Numbers show attacking numbers of opponent. Lower efficiency of opponent means better defense of this team

Jersey number Tot. Total shooting 6m 6m (line) shooting 9m 9m shooting Wng Wing shooting FB Fastbreak sh. 7m 7m penalty sh.
 Brk. Breakthrough sh. LD Long distance sh. As. Assists PC Pass clear chance E7 Earned 7m pen. TF Technical faults St. Steals
 2m 2m punishments C7. Committed 7m E2 Earned 2m pun. YC. Yellow cards R/B Red/Blue cards Blk. Blocks S Starting Line-up



10th Men's Youth (U19) World Championship

Croatia

Group A, 3. round



Match Team Statistics

Match No. 33

Rwanda 27 - 33 Algeria

(13 - 18) (14 - 15)

5.8.2023. 15:30

Attendance: 175

Arena Varaždin

Referees: Fadel Diop (SEN) / Abdoulaye Faye (SEN)

Shot distribution by player

3 A. Youcef

		3/3
1/1		3/3

5 B. Mohamed Ali

1/1		
0/2		
5/6		

1 miss.

7 Z. Mohamed Cherif B

H		

1 miss.

11 M. Ahmed Anisse

13 T. Wail

	0/1	
		1/1

17 L. Islam

		3/3

19 D. Abdelouahab

3/3		3/3
1/1		2/3

1/1 lob

21 S. Khaled

23 H. Taissir Ahmed F

2/2		

25 H. Salah Eddine

53 B. Marouane

1 miss.

69 A. Zakaria

1/1		1/1
1/1		

87 K. Ali

TOTAL

7/7	0/1	7/7
0/2		
8/9	1/1	9/10

3 miss. 1/1 lob

Saves distribution goalkeepers

22 A. Sid Ali

1/2		1/9
5/7	1/1	6/7
2/8	1/3	4/9

63 M. Salim

73 B. Ahmed

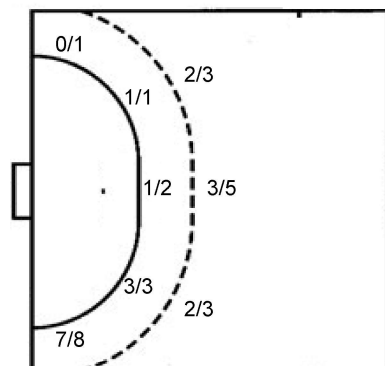
Rayane		

TOTAL

1/2		1/9
5/7	1/1	6/7
2/8	1/3	4/9

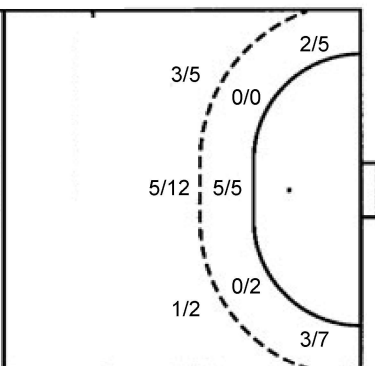
Shots by position

ATTACK



7m penalties	5/5
Fastbreak	5/5
Breakthrough	4/5
Long dist.	0/0

DEFENSE



7m penalties	1/1
Fastbreak	5/9
Breakthrough	1/4
Long dist.	1/2

Shooting statistics

Position	Goals	Sav.	Miss.	Post	Blk.	Total	%
Back (9m)	7	2	2	0	0	11	64
Line (6m)	5	1	0	0	0	6	83
Wing	7	1	1	0	0	9	78
7m penalties	5	0	0	0	0	5	100
Fastbreak	5	0	0	0	0	5	100
Breakthrough	4	1	0	0	0	5	80
Total	33	5	3	0	0	41	80

Jersey number Tot. Total shooting 6m 6m (line) shooting 9m 9m shooting Wng Wing shooting FB Fastbreak sh. 7m 7m penalty sh.
 Brk. Breakthrough sh. LD Long distance sh. As. Assists PC Pass clear chance E7 Earned 7m pen. TF Technical faults St. Steals
 2m 2m punishments C7. Committed 7m E2 Earned 2m pun. YC. Yellow cards R/B Red/Blue cards Blk. Blocks S Starting Line-up

Handball statistics and livescore by Toma-soft ltd (www.toma-soft.hr)

