



10th Men's Youth (U19) World Championship

Croatia

Group H, 2. round



Match Team Statistics

Match No. 32

Faroe Islands 27 - 29 Iran

(13 - 9) (14 - 20)

3.8.2023. 19:00

Attendance: 300

Marino Cvetković Hall

Referees: Alaa Emam (EGY) / Hossam Hedaia (EGY)

Faroe Islands

| Players | | Goals / shots | | | | | | | | | | Attack | | | | | Def. | | | Penalties | | | TP | | |
|---------|----------------------------|---------------|-------|----|------|-----|------|-----|-----|------|-----|--------|----|----|----|----|------|----|-----|-----------|----|---|----|---|-------|
| # | Surname and name | S | Tot. | % | 9m | 6m | Wing | 7m | FB | Brk. | LD | As. | PC | E7 | E2 | TF | St. | C7 | Blk | YC | 2m | R | | B | |
| 2 | JOHNSON Tróndur | | | | | | | | | | | | | | | | | | | | | | | | |
| 4 | NATTESTAD Sofus Selvindi | | | | | | | | | | | | | | | | | | | | | | | | |
| 9 | SEYER Rói Hjaltason | | | | | | | | | | | | | | | | | | | | | | | | |
| 10 | GAARD OLSEN Óla Jákup | S | 4/8 | 50 | | 1/1 | 2/5 | | 0/1 | 1/1 | | 1 | 1 | | 1 | 1 | | | | | | | | | 24:40 |
| 12 | JOENSEN Leivur | | | | | | | | | | | | | | | | | | | | | | | | 6:10 |
| 20 | EGHOLM Jákup | S | 2/4 | 50 | | 1/1 | 1/2 | | 0/1 | | | | | | 1 | 1 | 1 | | | | | | | | 59:45 |
| 21 | POULSEN Búi | | 1/2 | 50 | 1/2 | | | | | | | | | | | | | 1 | | | | | | | 17:25 |
| 22 | LACOK Aleksandar | S | | | | | | | | | | | 2 | | | | | | | | | | | | 48:52 |
| 32 | FRIDRIKSSON Tóki | | | | | | | | | | | | | | | | | | | | | | | | 1:33 |
| 39 | ZISKASON Rókur | S | 2/3 | 67 | 1/2 | | | | | 1/1 | | 3 | 2 | 1 | | 3 | | 1 | | | | | | | 52:30 |
| 44 | GAARD Niklas | S | 4/9 | 44 | | | 4/9 | | | | | | | | | 1 | | | | | | | | | 45:13 |
| 45 | HÁVARDSSON Trúgví | | | | | | | | | | | | 3 | | | 2 | | 1 | | | | | | | 24:27 |
| 47 | VEDELSBOL Isak | S | 5/6 | 83 | | 4/5 | | | | | 1/1 | 1 | | 3 | 3 | | | 1 | | | 1 | | | | 57:12 |
| 76 | HOJSTED Hogni | | 0/1 | 0 | | | | | | 0/1 | | | | | | | | 1 | | | | 1 | | | 35:27 |
| 78 | MITTUN Oli | S | 9/15 | 60 | 1/7 | | | 7/7 | | | 1/1 | 8 | 5 | 2 | | 3 | | | | | | | | | 46:46 |
| | Team / bench | | | | | | | | | | | | | | | | | | | | | | | | |
| | UKUPNO | | 27/48 | 56 | 3/11 | 6/7 | 7/16 | 7/7 | 0/2 | 2/3 | 2/2 | 13 | 13 | 7 | 5 | 11 | 1 | 3 | 1 | 0 | 2 | 0 | 0 | | |

| Goalkeepers | | Saves / shots | | | | | | | | | |
|-------------|------------------|---------------|----|-----|-----|------|-----|-----|------|-----|--|
| # | Surname and name | Tot. | % | 9m | 6m | Wing | 7m | FB | Brk. | LD | |
| 12 | JOENSEN Leivur | 0/5 | 0 | | | 0/2 | 0/1 | | 0/2 | | |
| 22 | LACOK Aleksandar | 6/30 | 20 | 2/5 | 1/9 | 2/4 | 0/2 | 0/2 | 1/8 | | |
| | TOTAL | 6/35 | 17 | 2/5 | 1/9 | 2/6 | 0/3 | 0/2 | 1/10 | 0/0 | |

Coach: Hjalti Mohr Jacobsen

Number of attacks: 57, Efficiency: 47%, Average Duration: 33.51 seconds

Attack by type of defense

| | Shots | 9m | 6m | Wing | TF | E7 | E2 |
|-------------|-------|------|-----|------|----|----|----|
| On def. 6-0 | 0/1 | 0/1 | 0/0 | 0/0 | 0 | 0 | 0 |
| On def. 5-1 | 18/36 | 3/10 | 6/7 | 7/16 | 11 | 7 | 5 |
| Fastbreak | 0/2 | | | | 0 | 0 | 0 |

Defense by type

| | Total | 9m | 6m | Wing | Stl. | C7 | 2m |
|-------------|-------|-----|-----|------|------|----|----|
| Def. 6-0 | 9/16 | 2/7 | 4/5 | 1/1 | 1 | 1 | 0 |
| Def. 5-1 | 13/19 | 1/3 | 2/3 | 3/6 | 0 | 2 | 0 |
| Def. press. | 1/1 | 0/0 | 1/1 | 0/0 | 0 | 0 | 0 |
| Fastbreak | 2/2 | | | | 0 | 0 | 2 |

Attack with superiority / minority / goalkeeper out

| | Attack | | | | Reaction | | |
|-----------------|--------|------|-------|----|----------|-----|------|
| | Att. | Eff. | Shots | TF | FB | LD | Tot. |
| 7 on 6 (GK out) | 3 | 33% | 1/3 | 0 | 0/0 | 0/0 | 0/0 |
| 6 on 6 (GK out) | 3 | 67% | 2/3 | 0 | 0/0 | 0/1 | 0/1 |
| 6 on 6 | 41 | 46% | 19/31 | 10 | | | |
| 6 on 5 | 10 | 50% | 5/9 | 1 | | | |

Player superiority / GK out counted at the end of attack (in case it changes during attack)

Defense with superiority / minority / goalkeeper out

| | Attack | | | | Reaction | | |
|-----------------|--------|------|-------|----|----------|-----|------|
| | Att. | Eff. | Shots | TF | FB | LD | Tot. |
| 7 on 6 (GK out) | 21 | 43% | 9/15 | 6 | 0/0 | 2/2 | 2/2 |
| 6 on 6 (GK out) | 6 | 67% | 4/6 | 0 | 0/0 | 0/0 | 0/0 |
| 6 on 6 | 26 | 50% | 13/18 | 8 | | | |
| 6 on 5 (GK out) | 1 | 100% | 1/1 | 0 | 0/0 | 0/0 | 0/0 |
| 6 on 5 | 3 | 67% | 2/3 | 0 | | | |

Numbers show attacking numbers of opponent. Lower efficiency of opponent means better defense of this team

Jersey number Tot. Total shooting 6m 6m (line) shooting 9m 9m shooting Wng Wing shooting FB Fastbreak sh. 7m 7m penalty sh.
 Brk. Breakthrough sh. LD Long distance sh. As. Assists PC Pass clear chance E7 Earned 7m pen. TF Technical faults St. Steals
 2m 2m punishments C7. Committed 7m E2 Earned 2m pun. YC. Yellow cards R/B Red/Blue cards Blk. Blocks S Starting Line-up



10th Men's Youth (U19) World Championship

Croatia

Group H, 2. round



Match Team Statistics

Match No. 32

Faroe Islands 27 - 29 Iran

(13 - 9) (14 - 20)

3.8.2023. 19:00

Attendance: 300

Marino Cvetković Hall

Referees: Alaa Emam (EGY) / Hossam Hedaia (EGY)

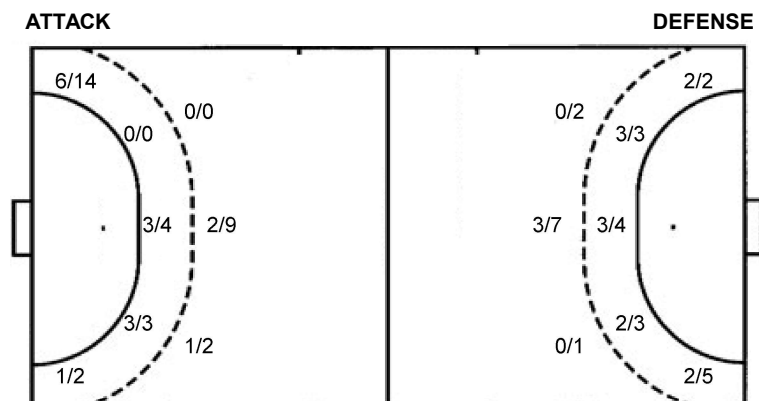
Shot distribution by player

| | | | | | | |
|-----------------------|-----------------------|-------------------------|--------------------------|----------------------|----------------------|--------------------------|
| 2 T. Johnsson | 4 S. Nattestad | 9 R. Seyer | 10 Ó. Gaard Olsen | 20 J. Egholm | 21 B. Poulsen | 32 T. Fridriksson |
| | | | 0/1 0/1 | | 1/1 | |
| | | | 2/2 1/2 1/2 | 0/1 | | |
| | | | | 2/2 | | |
| | | | | 1 post | 1 miss. | |
| 39 R. Ziskason | 44 N. Gaard | 45 T. Hávardsson | 47 Í. Vedelsbol | 76 H. Hojsted | 78 O. Mittun | TOTAL |
| 0/1 | | | 1/1 | | 1/1 1/2 1/1 | 2/2 1/4 2/3 |
| | 1/2 | | | 1/1 1/2 | 0/1 1/1 1/1 | 1/4 2/2 2/3 |
| 1/1 1/1 | 1/2 2/2 | | 1/1 1/1 | 0/1 | 2/2 2/2 | 9/11 1/2 7/8 |
| | 3 post | | | | 1 post 3 miss. | 5 post 4 miss. |

Saves distribution goalkeepers

| | | |
|----------------------|--------------------|--------------|
| 12 L. Joensen | 22 A. Lacok | TOTAL |
| 0/1 | 1/3 1/1 0/3 | 1/4 1/1 0/3 |
| | 0/2 1/2 | 0/2 1/3 |
| 0/2 0/1 | 2/11 1/8 | 2/13 1/9 |

Shots by position



7m penalties 7/7
 Fastbreak 0/2
 Breakthrough 2/3
 Long dist. 2/2

7m penalties 3/3
 Fastbreak 2/2
 Breakthrough 9/10
 Long dist. 0/1

Shooting statistics

| Position | Goals | Sav. | Miss. | Post | Blk. | Total | % |
|--------------|-----------|-----------|----------|----------|----------|-----------|-----------|
| Back (9m) | 3 | 3 | 4 | 1 | 0 | 11 | 27 |
| Line (6m) | 6 | 1 | 0 | 0 | 0 | 7 | 86 |
| Wing | 7 | 5 | 0 | 4 | 0 | 16 | 44 |
| 7m penalties | 7 | 0 | 0 | 0 | 0 | 7 | 100 |
| Fastbreak | 0 | 2 | 0 | 0 | 0 | 2 | 0 |
| Breakthrough | 2 | 1 | 0 | 0 | 0 | 3 | 67 |
| Total | 25 | 12 | 4 | 5 | 0 | 46 | 54 |

Jersey number Tot. Total shooting 6m 6m (line) shooting 9m 9m shooting Wng Wing shooting FB Fastbreak sh. 7m 7m penalty sh.
 Brk. Breakthrough sh. LD Long distance sh. As. Assists PC Pass clear chance E7 Earned 7m pen. TF Technical faults St. Steals
 2m 2m punishments C7. Committed 7m E2 Earned 2m pun. YC. Yellow cards R/B Red/Blue cards Blk. Blocks S Starting Line-up



10th Men's Youth (U19) World Championship

Croatia

Group H, 2. round



Match Team Statistics

Match No. 32

Faroe Islands 27 - 29 Iran

(13 - 9) (14 - 20)

3.8.2023. 19:00

Attendance: 300

Marino Cvetković Hall

Referees: Alaa Emam (EGY) / Hossam Hedaia (EGY)

Iran

| # | Surname and name | S | Goals / shots | | | | | | | Attack | | | | Def. | | | Penalties | | | | TP | | | |
|----|---------------------------|---|---------------|-----|------|------|------|-----|-----|--------|-----|-----|----|------|----|----|-----------|----|-----|----|----|----|---|-------|
| | | | Tot. | % | 9m | 6m | Wing | 7m | FB | Brk. | LD | As. | PC | E7 | E2 | TF | St. | C7 | Blk | YC | | 2m | R | B |
| 2 | POURGHASEMI Amirmohammad | | 1/2 | 50 | | 1/2 | | | | | | | | | | | | | | | | | | 14:26 |
| 6 | MORADI Mehdi | | 8/8 | 100 | 1/1 | 2/2 | | | | | | | | | | | | | | | | | | 21:55 |
| 8 | HEIDARIAN Hossein | | | | | | | | | | | | | | | | | | | | | | | 4:39 |
| 9 | VAFAEI DOUST Amir Hossein | | 0/1 | 0 | 0/1 | | | | | | | | | | | | | | | | | | | 12:49 |
| 10 | FERESHTEHNEZHAD Shayan | | | | | | | | | | | | | | | | | | | | | | | 8:38 |
| 13 | HEIDARIAN Ali | S | 0/2 | 0 | 0/2 | | | | | | | | | | | | | | | | | | | 7:15 |
| 15 | ARAM Ahmad Reza | | 3/4 | 75 | | 1/2 | | | | | | | | | | | | | | | | | | 52:17 |
| 16 | ZAREEI Amirabbas | S | | | | | | | | | | | | | | | | | | | | | | 34:32 |
| 17 | HEIDARI RAMSHEH Saber | S | 1/1 | 100 | | | | | | | | | | | | | | | | | | | | 37:18 |
| 23 | AMIRYOUSEFI Ali | S | 1/1 | 100 | | 1/1 | | | | | | | | | | | | | | | | | | 54:01 |
| 24 | KARAMI Amirhossein | S | 7/11 | 64 | 2/5 | 1/1 | | | | | | | | | | | | | | | | | | 46:35 |
| 31 | DOLATKHAH Seyed Mahan | | 0/1 | 0 | | | | | | | | | | | | | | | | | | | | 14:56 |
| 66 | GOLICHAMAZI Iliya | | | | | | | | | | | | | | | | | | | | | | | |
| 77 | ADELKHANI POUR Roohollah | S | 3/3 | 100 | | 1/1 | 2/2 | | | | | | | | | | | | | | | | | 48:35 |
| 79 | DAREINI Mahdi | | | | | | | | | | | | | | | | | | | | | | | 2:04 |
| 99 | MASOUDNIA Amirhossein | S | 5/9 | 56 | 0/1 | 1/1 | 2/5 | | | | | | | | | | | | | | | | | 59:29 |
| | Team / bench | | | | | | | | | | | | | | | | | | | | | | | |
| | UKUPNO | | 29/43 | 67 | 3/10 | 8/10 | 4/7 | 3/3 | 2/2 | 9/10 | 0/1 | 11 | 4 | 3 | 2 | 14 | 2 | 7 | 0 | 2 | 5 | 0 | 0 | |

| # | Surname and name | Saves / shots | | | | | | | | |
|----|-----------------------|---------------|----|-----|-----|------|-----|-----|------|-----|
| | | Tot. | % | 9m | 6m | Wing | 7m | FB | Brk. | LD |
| 16 | ZAREEI Amirabbas | 8/23 | 35 | 2/2 | 0/5 | 3/9 | 0/3 | 2/2 | 1/2 | |
| 31 | DOLATKHAH Seyed Mahan | 4/14 | 29 | 1/4 | 1/2 | 2/3 | 0/4 | | 0/1 | |
| | TOTAL | 12/37 | 32 | 3/6 | 1/7 | 5/12 | 0/7 | 2/2 | 1/3 | 0/0 |

Coach: Majid Rahimizadeh

Number of attacks: 57, Efficiency: 51%, Average Duration: 30.18 seconds

Attack by type of defense

| | Shots | 9m | 6m | Wing | TF | E7 | E2 |
|----------------|-------|-----|-----|------|----|----|----|
| On def. 6-0 | 9/16 | 2/7 | 4/5 | 1/1 | 5 | 1 | 1 |
| On def. 5-1 | 13/19 | 1/3 | 2/3 | 3/6 | 9 | 2 | 1 |
| On def. press. | 1/1 | 0/0 | 1/1 | 0/0 | 0 | 0 | 0 |
| Fastbreak | 2/2 | | | | 0 | 0 | 0 |

Defense by type

| | Total | 9m | 6m | Wing | Stl. | C7 | 2m |
|-----------|-------|------|-----|------|------|----|----|
| Def. 6-0 | 0/1 | 0/1 | 0/0 | 0/0 | 0 | 0 | 0 |
| Def. 5-1 | 18/36 | 3/10 | 6/7 | 7/16 | 2 | 7 | 0 |
| Fastbreak | 0/2 | | | | 0 | 0 | 5 |

Attack with superiority / minority / goalkeeper out

| | Attack | | | | Reaction | | |
|-----------------|--------|------|-------|----|----------|-----|------|
| | Att. | Eff. | Shots | TF | FB | LD | Tot. |
| 7 on 6 (GK out) | 21 | 43% | 9/15 | 6 | 0/0 | 2/2 | 2/2 |
| 6 on 6 (GK out) | 6 | 67% | 4/6 | 0 | 0/0 | 0/0 | 0/0 |
| 6 on 6 | 26 | 50% | 13/18 | 8 | | | |
| 6 on 5 (GK out) | 1 | 100% | 1/1 | 0 | 0/0 | 0/0 | 0/0 |
| 6 on 5 | 3 | 67% | 2/3 | 0 | | | |

Player superiority / GK out counted at the end of attack (in case it changes during attack)

Defense with superiority / minority / goalkeeper out

| | Attack | | | | Reaction | | |
|-----------------|--------|------|-------|----|----------|-----|------|
| | Att. | Eff. | Shots | TF | FB | LD | Tot. |
| 7 on 6 (GK out) | 3 | 33% | 1/3 | 0 | 0/0 | 0/0 | 0/0 |
| 6 on 6 (GK out) | 3 | 67% | 2/3 | 0 | 0/0 | 0/1 | 0/1 |
| 6 on 6 | 41 | 46% | 19/31 | 10 | | | |
| 6 on 5 | 10 | 50% | 5/9 | 1 | | | |

Numbers show attacking numbers of opponent. Lower efficiency of opponent means better defense of this team

Jersey number Tot. Total shooting 6m 6m (line) shooting 9m 9m shooting Wng Wing shooting FB Fastbreak sh. 7m 7m penalty sh.
 Brk. Breakthrough sh. LD Long distance sh. As. Assists PC Pass clear chance E7 Earned 7m pen. TF Technical faults St. Steals
 2m 2m punishments C7. Committed 7m E2 Earned 2m pun. YC. Yellow cards R/B Red/Blue cards Blk. Blocks S Starting Line-up



10th Men's Youth (U19) World Championship

Croatia

Group H, 2. round



Match Team Statistics

Match No. 32

Faroe Islands 27 - 29 Iran

(13 - 9) (14 - 20)

3.8.2023. 19:00

Attendance: 300

Marino Cvetković Hall

Referees: Alaa Emam (EGY) / Hossam Hedaia (EGY)

Shot distribution by player

2 A. Pourghasemi

| | | |
|-----|--|--|
| 0/1 | | |
| | | |
| 1/1 | | |

6 M. Moradi

| | | |
|-----|--|-----|
| 1/1 | | 1/1 |
| | | 1/1 |
| 3/3 | | 2/2 |

8 H. Heidarian

| | | |
|--|--|--|
| | | |
| | | |
| | | |

9 A. Vafaei Doust

| | | |
|-----|--|--|
| | | |
| | | |
| 0/1 | | |

10 S. Fereshtehnezhad

| | | |
|--|--|--|
| | | |
| | | |
| | | |

13 A. Heidarian

| | | |
|--|--|--|
| | | |
| | | |
| | | |

2 miss.

15 A. Aram

| | | |
|-----|--|--|
| | | |
| | | |
| 3/3 | | |

1 post

17 S. Heidari Ramsheh

| | | |
|--|--|-----|
| | | |
| | | |
| | | 1/1 |

23 A. Amiryousefi

| | | |
|-----|--|--|
| | | |
| 1/1 | | |
| | | |

24 A. Karami

| | | |
|-----|--|-----|
| 2/2 | | 2/2 |
| | | |
| 1/2 | | 2/2 |

1 post 1 miss. 1 block

66 I. Golichamazi

| | | |
|--|--|--|
| | | |
| | | |
| | | |

77 R. Adelkhani Pour

| | | |
|-----|--|-----|
| | | |
| | | 1/1 |
| 1/1 | | 1/1 |

79 M. Dareini

| | | |
|--|--|--|
| | | |
| | | |
| | | |

99 A. Masoudnia

| | | |
|-----|-----|-----|
| | 0/1 | |
| 1/1 | | 0/1 |
| 2/2 | | 2/3 |

1 post

TOTAL

| | | |
|-------|-----|-----|
| 3/4 | 0/1 | 3/3 |
| 2/2 | | 2/3 |
| 11/13 | | 8/9 |

3 post 3 miss. 1 block

Saves distribution goalkeepers

16 A. Zareei

| | | |
|-----|-----|-----|
| 0/1 | 1/1 | 1/2 |
| 3/4 | | 0/1 |
| 1/4 | 1/2 | 1/8 |

31 S. Dolatkah

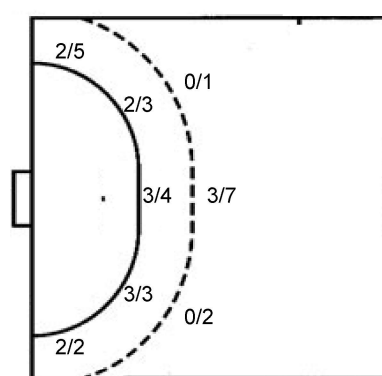
| | | |
|-----|-----|-----|
| 0/1 | 2/3 | 0/1 |
| | | 1/2 |
| 1/7 | | |

TOTAL

| | | |
|------|-----|-----|
| 0/2 | 3/4 | 1/3 |
| 3/4 | | 1/3 |
| 2/11 | 1/2 | 1/8 |

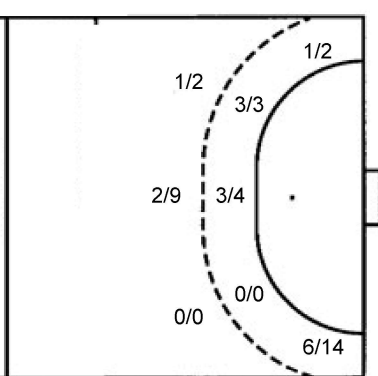
Shots by position

ATTACK



| | |
|--------------|------|
| 7m penalties | 3/3 |
| Fastbreak | 2/2 |
| Breakthrough | 9/10 |
| Long dist. | 0/1 |

DEFENSE



| | |
|--------------|-----|
| 7m penalties | 7/7 |
| Fastbreak | 0/2 |
| Breakthrough | 2/3 |
| Long dist. | 2/2 |

Shooting statistics

| Position | Goals | Sav. | Miss. | Post | Blk. | Total | % |
|--------------|-----------|----------|----------|----------|----------|-----------|-----------|
| Back (9m) | 3 | 2 | 3 | 1 | 1 | 10 | 30 |
| Line (6m) | 8 | 1 | 0 | 1 | 0 | 10 | 80 |
| Wing | 4 | 2 | 0 | 1 | 0 | 7 | 57 |
| 7m penalties | 3 | 0 | 0 | 0 | 0 | 3 | 100 |
| Fastbreak | 2 | 0 | 0 | 0 | 0 | 2 | 100 |
| Breakthrough | 9 | 1 | 0 | 0 | 0 | 10 | 90 |
| Total | 29 | 6 | 3 | 3 | 1 | 42 | 69 |

Jersey number Tot. Total shooting 6m 6m (line) shooting 9m 9m shooting Wng Wing shooting FB Fastbreak sh. 7m 7m penalty sh.
 Brk. Breakthrough sh. LD Long distance sh. As. Assists PC Pass clear chance E7 Earned 7m pen. TF Technical faults St. Steals
 2m 2m punishments C7. Committed 7m E2 Earned 2m pun. YC. Yellow cards R/B Red/Blue cards Blk. Blocks S Starting Line-up

