



# 10th Men's Youth (U19) World Championship

Croatia

Group F, 2. round



Match Team Statistics

Match No. 27

## Georgia 24 - 38 Norway

(8 - 20) (16 - 18)

4.8.2023. 17:30

Attendance: 150

Center Zamet

Referees: Hideki Furukawa (JPN) / Tetsuro Murata (JPN)

### Georgia

| #  | Surname and name      | S | Goals / shots |     |      |      |      |     |     |      | Attack |     |    |    | Def. |    |     | Penalties |     |    | TP |    |   |       |   |
|----|-----------------------|---|---------------|-----|------|------|------|-----|-----|------|--------|-----|----|----|------|----|-----|-----------|-----|----|----|----|---|-------|---|
|    |                       |   | Tot.          | %   | 9m   | 6m   | Wing | 7m  | FB  | Brk. | LD     | As. | PC | E7 | E2   | TF | St. | C7        | Blk | YC |    | 2m | R | B     |   |
| 1  | RUKHADZE Gigi         | S |               |     |      |      |      |     |     |      |        |     |    |    | 1    |    |     |           |     |    |    |    |   | 41:16 |   |
| 2  | SHIOSHVILI Aleksandre |   |               |     |      |      |      |     |     |      |        |     |    |    |      |    |     |           |     |    |    |    |   | 2:29  |   |
| 7  | MUKBANIANI Luka       |   |               |     |      |      |      |     |     |      |        |     |    |    |      |    |     |           |     |    |    |    |   | 11:35 |   |
| 8  | TARIELADZE Nugzar     | S | 0/2           | 0   |      | 0/1  | 0/1  |     |     |      |        |     |    | 1  |      |    | 2   | 3         |     |    |    |    |   | 46:39 |   |
| 10 | DARSANIA Sandro       | S | 3/7           | 43  | 2/4  | 1/2  |      |     |     | 0/1  |        |     |    | 2  |      |    | 3   | 1         | 3   |    |    | 1  |   | 40:13 |   |
| 12 | KAMADADZE Temuri      | S |               |     |      |      |      |     |     |      |        |     |    |    |      |    |     |           |     |    |    |    |   | 12:47 |   |
| 16 | PANTSKHAVA Levani     |   | 3/6           | 50  |      | 1/2  | 0/1  | 2/2 |     | 0/1  |        |     |    | 1  | 1    | 1  |     |           |     |    |    |    |   | 15:26 |   |
| 19 | ARESHIDZE Giorgi      | S | 4/5           | 80  | 1/1  | 1/1  |      |     |     | 2/3  |        |     |    | 4  | 2    | 1  | 1   | 7         |     |    |    |    |   | 43:55 |   |
| 22 | GRISHIKASHVILI Giorgi | S | 2/3           | 67  |      | 2/3  |      |     |     |      |        |     |    | 1  |      |    |     |           |     |    |    |    |   | 32:52 |   |
| 23 | ABULADZE Anri         | S |               |     |      |      |      |     |     |      |        |     |    | 1  |      |    | 1   |           |     |    | 1  |    |   | 47:54 |   |
| 28 | MELIAVA Giga          | S | 2/8           | 25  | 1/5  | 0/1  |      |     | 0/1 | 1/1  |        |     |    | 1  |      |    | 2   |           | 1   |    |    |    |   | 37:17 |   |
| 30 | SHERVASHIDZE Nikoloz  |   | 4/4           | 100 |      |      |      |     |     | 4/4  |        |     |    | 1  | 1    | 1  | 2   |           | 1   |    |    | 2  |   | 26:20 |   |
| 33 | LANCHAVA Luka         |   | 3/3           | 100 |      | 3/3  |      |     |     |      |        |     |    |    | 1    |    | 1   |           |     |    |    | 1  |   | 27:44 |   |
| 39 | GURULI Iraklu         |   |               |     |      |      |      |     |     |      |        |     |    |    |      |    |     |           |     |    |    |    |   | 3:13  |   |
| 71 | GRISHIKASHVILI Davit  |   | 3/8           | 38  | 0/3  | 0/1  | 1/1  | 1/2 |     | 1/1  |        |     |    |    |      |    | 3   |           |     |    |    |    |   | 25:43 |   |
|    | Team / bench          |   |               |     |      |      |      |     |     |      |        |     |    |    |      |    |     |           |     |    |    |    |   |       |   |
|    | UKUPNO                |   | 24/46         | 52  | 4/13 | 8/14 | 1/3  | 3/4 | 0/1 | 8/11 | 0/0    |     |    | 9  | 5    | 4  | 3   | 22        | 4   | 5  | 1  | 0  | 5 | 0     | 0 |

| #  | Surname and name | Saves / shots |    |     |     |      |     |     |      |     |
|----|------------------|---------------|----|-----|-----|------|-----|-----|------|-----|
|    |                  | Tot.          | %  | 9m  | 6m  | Wing | 7m  | FB  | Brk. | LD  |
| 1  | RUKHADZE Gigi    | 6/32          | 19 | 3/8 | 1/3 | 1/6  | 0/3 | 0/5 | 1/7  |     |
| 12 | KAMADADZE Temuri | 1/11          | 9  |     | 0/1 | 0/7  | 1/1 |     | 0/2  |     |
| 39 | GURULI Iraklu    | 0/2           | 0  | 0/1 | 0/1 |      |     |     |      |     |
|    | TOTAL            | 7/45          | 16 | 3/9 | 1/5 | 1/13 | 1/4 | 0/5 | 1/9  | 0/0 |

Coach: George Gvazava

Number of attacks: 58, Efficiency: 41%, Average Duration: 38.80 seconds

### Attack by type of defense

|             | Shots | 9m  | 6m  | Wing | TF | E7 | E2 |
|-------------|-------|-----|-----|------|----|----|----|
| On def. 6-0 | 16/30 | 3/9 | 4/8 | 1/3  | 15 | 1  | 2  |
| On def. 5-1 | 4/10  | 1/4 | 3/5 | 0/0  | 7  | 3  | 1  |
| On def. 3-3 | 1/1   | 0/0 | 1/1 | 0/0  | 0  | 0  | 0  |
| Fastbreak   | 0/1   |     |     |      | 0  | 0  | 0  |

### Defense by type

|           | Total | 9m  | 6m  | Wing | Stl. | C7 | 2m |
|-----------|-------|-----|-----|------|------|----|----|
| Def. 6-0  | 10/12 | 2/4 | 2/2 | 2/2  | 3    | 3  | 0  |
| Def. 5-1  | 10/13 | 2/2 | 1/2 | 4/5  | 0    | 1  | 0  |
| Def. 4-2  | 10/15 | 2/6 | 1/1 | 6/7  | 1    | 1  | 0  |
| Fastbreak | 5/5   |     |     |      | 0    | 0  | 5  |

### Attack with superiority / minority / goalkeeper out

|                 | Attack |      |       |    | Reaction |     |      |
|-----------------|--------|------|-------|----|----------|-----|------|
|                 | Att.   | Eff. | Shots | TF | FB       | LD  | Tot. |
| 7 on 6 (GK out) | 2      | 50%  | 1/1   | 1  | 0/0      | 0/0 | 0/0  |
| 6 on 6 (GK out) | 5      | 20%  | 1/3   | 2  | 1/1      | 0/0 | 1/1  |
| 5 on 6 (GK out) | 1      | 0%   | 0/0   | 1  | 0/0      | 0/0 | 0/0  |
| 6 on 6          | 46     | 46%  | 21/29 | 17 |          |     |      |
| 6 on 5          | 4      | 25%  | 1/3   | 1  |          |     |      |

Player superiority / GK out counted at the end of attack (in case it changes during attack)

### Defense with superiority / minority / goalkeeper out

|                 | Attack |      |       |    | Reaction |     |      |
|-----------------|--------|------|-------|----|----------|-----|------|
|                 | Att.   | Eff. | Shots | TF | FB       | LD  | Tot. |
| 7 on 6 (GK out) | 1      | 100% | 1/1   | 0  | 0/0      | 0/0 | 0/0  |
| 6 on 6 (GK out) | 4      | 50%  | 2/4   | 0  | 0/0      | 0/0 | 0/0  |
| 6 on 6          | 42     | 69%  | 29/37 | 5  |          |     |      |
| 5 on 6          | 1      | 0%   | 0/0   | 1  |          |     |      |
| 6 on 5          | 6      | 67%  | 4/5   | 1  |          |     |      |
| 6 on 4          | 2      | 100% | 2/2   | 0  |          |     |      |

Numbers show attacking numbers of opponent. Lower efficiency of opponent means better defense of this team

# Jersey number Tot. Total shooting 6m 6m (line) shooting 9m 9m shooting Wng Wing shooting FB Fastbreak sh. 7m 7m penalty sh.  
 Brk. Breakthrough sh. LD Long distance sh. As. Assists PC Pass clear chance E7 Earned 7m pen. TF Technical faults St. Steals  
 2m 2m punishments C7. Committed 7m E2 Earned 2m pun. YC. Yellow cards R/B Red/Blue cards Blk. Blocks S Starting Line-up



# 10th Men's Youth (U19) World Championship

Croatia

Group F, 2. round



## Match Team Statistics

Match No. 27

## Georgia 24 - 38 Norway

(8 - 20) (16 - 18)

4.8.2023. 17:30

Attendance: 150

Center Zamet

Referees: Hideki Furukawa (JPN) / Tetsuro Murata (JPN)

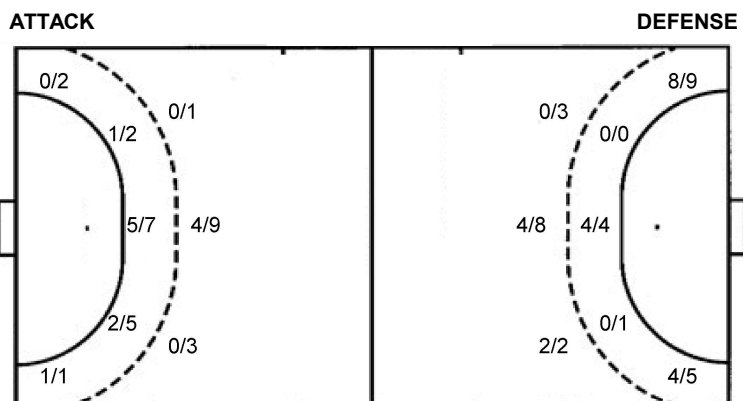
### Shot distribution by player

| 2 A. Shioshvili | 7 L. Mukbariani | 8 N. Tarieladze    | 10 S. Darsania | 16 L. Pantskhava     | 19 G. Areshidze | 22 G. Grishikashvili |
|-----------------|-----------------|--------------------|----------------|----------------------|-----------------|----------------------|
|                 |                 |                    | 1/1            |                      |                 |                      |
|                 |                 | 0/1                |                |                      |                 |                      |
|                 |                 | 0/1                | 1/1 0/1 1/3    | 0/1 3/4              | 1/1 1/1 2/2     | 1/2 1/1              |
|                 |                 |                    | 1 post         | 1 miss.              | 1 miss.         |                      |
| 23 A. Abuladze  | 28 G. Meliava   | 30 N. Shervashidze | 33 L. Lanchava | 71 D. Grishikashvili | TOTAL           |                      |
|                 | 0/2             | 1/1 1/1            | 1/1 1/1        | 1/2                  | 3/5 1/1 2/4     |                      |
|                 | 0/1 0/1         |                    |                | 0/1                  | 0/1 0/2         |                      |
|                 | 1/1 1/1         | 1/1 1/1            | 1/1            | 1/1 1/2              | 6/9 2/3 10/14   |                      |
|                 | 2 miss.         |                    |                | 1 post 1 miss.       | 2 post 5 miss.  |                      |

### Saves distribution goalkeepers

| 1 G. Rukhadze | 12 T. Kamadadze | 39 I. Guruli | TOTAL        |
|---------------|-----------------|--------------|--------------|
| 1/8 1/3 0/6   | 0/3 0/2         | 0/1 0/1      | 1/12 1/3 0/9 |
| 0/1           |                 |              | 0/1          |
| 4/11 0/3      | 1/2 0/1 0/2     |              | 5/13 0/1 0/5 |

### Shots by position



7m penalties 3/4  
 Fastbreak 0/1  
 Breakthrough 8/11  
 Long dist. 0/0

7m penalties 3/5  
 Fastbreak 5/5  
 Breakthrough 8/9  
 Long dist. 0/0

### Shooting statistics

| Position     | Goals     | Sav.      | Miss.    | Post     | Blk.     | Total     | %         |
|--------------|-----------|-----------|----------|----------|----------|-----------|-----------|
| Back (9m)    | 4         | 6         | 2        | 1        | 0        | 13        | 31        |
| Line (6m)    | 8         | 5         | 1        | 0        | 0        | 14        | 57        |
| Wing         | 1         | 2         | 0        | 0        | 0        | 3         | 33        |
| 7m penalties | 3         | 1         | 0        | 0        | 0        | 4         | 75        |
| Fastbreak    | 0         | 1         | 0        | 0        | 0        | 1         | 0         |
| Breakthrough | 8         | 0         | 2        | 1        | 0        | 11        | 73        |
| <b>Total</b> | <b>24</b> | <b>15</b> | <b>5</b> | <b>2</b> | <b>0</b> | <b>46</b> | <b>52</b> |

# Jersey number Tot. Total shooting 6m 6m (line) shooting 9m 9m shooting Wng Wing shooting FB Fastbreak sh. 7m 7m penalty sh.  
 Brk. Breakthrough sh. LD Long distance sh. As. Assists PC Pass clear chance E7 Earned 7m pen. TF Technical faults St. Steals  
 2m 2m punishments C7. Committed 7m E2 Earned 2m pun. YC. Yellow cards R/B Red/Blue cards Blk. Blocks S Starting Line-up



# 10th Men's Youth (U19) World Championship

Croatia

Group F, 2. round



Match Team Statistics

Match No. 27

## Georgia 24 - 38 Norway

(8 - 20) (16 - 18)

4.8.2023. 17:30

Attendance: 150

Center Zamet

Referees: Hideki Furukawa (JPN) / Tetsuro Murata (JPN)

### Norway

| #  | Surname and name               | S | Goals / shots |     |      |     |       |     |     |      | Attack |     |    |    |    | Def. |     |    | Penalties |    |    | TP |   |   |  |       |
|----|--------------------------------|---|---------------|-----|------|-----|-------|-----|-----|------|--------|-----|----|----|----|------|-----|----|-----------|----|----|----|---|---|--|-------|
|    |                                |   | Tot.          | %   | 9m   | 6m  | Wing  | 7m  | FB  | Brk. | LD     | As. | PC | E7 | E2 | TF   | St. | C7 | Blk       | YC | 2m |    | R | B |  |       |
| 3  | IVERSEN Kasper Bjanas          | S | 1/1           | 100 |      |     |       |     |     | 1/1  |        |     |    |    |    |      |     |    |           |    |    |    |   |   |  | 21:18 |
| 5  | NIELSEN Henrik Hestbek         |   |               |     |      |     |       |     |     |      |        |     |    |    | 2  |      |     |    |           |    |    |    |   |   |  | 17:43 |
| 7  | HAGENES Ola Matre              |   | 4/5           | 80  |      | 4/5 |       |     |     |      |        |     |    |    | 1  | 1    | 1   | 1  | 1         |    |    |    |   |   |  | 38:06 |
| 9  | BERGE Emre Christoffer         |   | 2/5           | 40  | 1/3  | 0/1 |       |     | 1/1 |      |        |     |    |    | 5  | 3    |     | 1  | 1         | 1  |    |    |   |   |  | 30:34 |
| 11 | HOLTER Jens                    |   | 2/2           | 100 |      | 1/1 | 1/1   |     |     |      |        |     |    |    |    |      | 3   | 1  | 1         |    |    |    |   |   |  | 25:19 |
| 12 | REIERSEN Sebastian             | S |               |     |      |     |       |     |     |      |        |     |    |    |    |      |     |    |           |    |    |    |   |   |  | 57:46 |
| 13 | LID Lasse Sunde                | S | 5/8           | 63  | 3/5  |     |       |     |     | 2/3  |        |     |    |    | 6  |      |     |    | 1         | 1  |    |    |   | 1 |  | 29:23 |
| 16 | SYVERTSEN Oscar Larsen         |   |               |     |      |     |       |     |     |      |        |     |    |    |    |      |     |    |           |    |    |    |   |   |  | 0:12  |
| 18 | JOHANSSON-KJELLEROD Jonas Lars |   | 1/1           | 100 |      |     | 1/1   |     |     |      |        |     |    |    | 2  |      |     |    |           | 1  |    |    |   | 1 |  | 17:43 |
| 21 | SOLOST Eirik Kulvedrosten      |   | 8/9           | 89  |      |     | 6/7   | 1/1 | 1/1 |      |        |     |    |    |    | 1    |     |    | 1         |    |    |    |   |   |  | 45:06 |
| 24 | OFTEDAL Andreas Hansen         | S | 2/4           | 50  | 1/3  |     |       |     |     | 1/1  |        |     |    |    | 1  |      |     |    |           | 2  |    |    |   |   |  | 31:56 |
| 25 | SOLHEIM Mikkel                 | S | 3/4           | 75  | 0/1  |     |       |     |     | 3/3  |        |     |    |    | 1  | 1    |     | 1  | 1         |    |    |    |   |   |  | 20:57 |
| 26 | TYSNES Endre                   |   | 1/1           | 100 | 1/1  |     |       |     |     |      |        |     |    |    |    |      |     |    |           |    |    |    | 1 |   |  | 13:17 |
| 35 | OLSETH Marius                  | S | 5/7           | 71  |      | 1/1 |       | 2/4 | 2/2 |      |        |     |    |    | 1  |      |     |    |           | 2  |    |    |   |   |  | 14:06 |
| 42 | WALLEVIK Karl Edvard           | S | 3/3           | 100 |      | 2/2 |       |     |     | 1/1  |        |     |    |    |    |      |     |    |           | 1  |    |    |   |   |  | 29:10 |
| 55 | GRAN Lars                      |   | 1/1           | 100 |      |     |       |     |     | 1/1  |        |     |    |    | 1  |      |     |    |           |    |    | 1  | 1 |   |  | 22:32 |
|    | Team / bench                   |   |               |     |      |     |       |     |     |      |        |     |    |    |    |      |     |    |           |    |    |    |   |   |  |       |
|    | UKUPNO                         |   | 38/51         | 75  | 6/13 | 4/5 | 12/14 | 3/5 | 5/5 | 8/9  | 0/0    | 20  | 3  | 6  | 3  | 7    | 7   | 4  | 0         | 0  | 3  | 0  | 0 |   |  |       |

| #  | Surname and name       | Saves / shots |    |      |      |      |     |     |      |     |
|----|------------------------|---------------|----|------|------|------|-----|-----|------|-----|
|    |                        | Tot.          | %  | 9m   | 6m   | Wing | 7m  | FB  | Brk. | LD  |
| 12 | REIERSEN Sebastian     | 15/38         | 39 | 6/10 | 5/13 | 2/3  | 1/3 | 1/1 | 0/8  |     |
| 16 | SYVERTSEN Oscar Larsen | 0/1           | 0  |      |      |      | 0/1 |     |      |     |
|    | TOTAL                  | 15/39         | 38 | 6/10 | 5/13 | 2/3  | 1/4 | 1/1 | 0/8  | 0/0 |

Coach: Rasmus Skytte Hauge

Number of attacks: 56, Efficiency: 68%, Average Duration: 25.48 seconds

### Attack by type of defense

|             | Shots | 9m  | 6m  | Wing | TF | E7 | E2 |
|-------------|-------|-----|-----|------|----|----|----|
| On def. 6-0 | 10/12 | 2/4 | 2/2 | 2/2  | 3  | 4  | 2  |
| On def. 5-1 | 10/13 | 2/2 | 1/2 | 4/5  | 2  | 1  | 0  |
| On def. 4-2 | 10/15 | 2/6 | 1/1 | 6/7  | 2  | 1  | 1  |
| Fastbreak   | 5/5   |     |     |      | 0  | 0  | 0  |

### Defense by type

|           | Total | 9m  | 6m  | Wing | Stl. | C7 | 2m |
|-----------|-------|-----|-----|------|------|----|----|
| Def. 6-0  | 16/30 | 3/9 | 4/8 | 1/3  | 5    | 1  | 0  |
| Def. 5-1  | 4/10  | 1/4 | 3/5 | 0/0  | 2    | 3  | 0  |
| Def. 3-3  | 1/1   | 0/0 | 1/1 | 0/0  | 0    | 0  | 0  |
| Fastbreak | 0/1   |     |     |      | 0    | 0  | 3  |

### Attack with superiority / minority / goalkeeper out

|                 | Attack |      |       |    | Reaction |     |      |
|-----------------|--------|------|-------|----|----------|-----|------|
|                 | Att.   | Eff. | Shots | TF | FB       | LD  | Tot. |
| 7 on 6 (GK out) | 1      | 100% | 1/1   | 0  | 0/0      | 0/0 | 0/0  |
| 6 on 6 (GK out) | 4      | 50%  | 2/4   | 0  | 0/0      | 0/0 | 0/0  |
| 6 on 6          | 42     | 69%  | 29/37 | 5  |          |     |      |
| 5 on 6          | 1      | 0%   | 0/0   | 1  |          |     |      |
| 6 on 5          | 6      | 67%  | 4/5   | 1  |          |     |      |
| 6 on 4          | 2      | 100% | 2/2   | 0  |          |     |      |

Player superiority / GK out counted at the end of attack (in case it changes during attack)

### Defense with superiority / minority / goalkeeper out

|                 | Attack |      |       |    | Reaction |     |      |
|-----------------|--------|------|-------|----|----------|-----|------|
|                 | Att.   | Eff. | Shots | TF | FB       | LD  | Tot. |
| 7 on 6 (GK out) | 2      | 50%  | 1/1   | 1  | 0/0      | 0/0 | 0/0  |
| 6 on 6 (GK out) | 5      | 20%  | 1/3   | 2  | 1/1      | 0/0 | 1/1  |
| 5 on 6 (GK out) | 1      | 0%   | 0/0   | 1  | 0/0      | 0/0 | 0/0  |
| 6 on 6          | 46     | 46%  | 21/29 | 17 |          |     |      |
| 6 on 5          | 4      | 25%  | 1/3   | 1  |          |     |      |

Numbers show attacking numbers of opponent. Lower efficiency of opponent means better defense of this team

# Jersey number Tot. Total shooting 6m 6m (line) shooting 9m 9m shooting Wng Wing shooting FB Fastbreak sh. 7m 7m penalty sh.  
 Brk. Breakthrough sh. LD Long distance sh. As. Assists PC Pass clear chance E7 Earned 7m pen. TF Technical faults St. Steals  
 2m 2m punishments C7. Committed 7m E2 Earned 2m pun. YC. Yellow cards R/B Red/Blue cards Blk. Blocks S Starting Line-up



# 10th Men's Youth (U19) World Championship

Croatia

Group F, 2. round



## Match Team Statistics

Match No. 27

## Georgia 24 - 38 Norway

(8 - 20) (16 - 18)

4.8.2023. 17:30

Attendance: 150

Center Zamet

Referees: Hideki Furukawa (JPN) / Tetsuro Murata (JPN)

### Shot distribution by player

#### 3 K. Iversen

|     |  |  |
|-----|--|--|
| 1/1 |  |  |
|     |  |  |
|     |  |  |

#### 5 H. Nielsen

|  |  |  |
|--|--|--|
|  |  |  |
|  |  |  |
|  |  |  |

#### 7 O. Hagenes

|     |  |     |
|-----|--|-----|
| 2/2 |  | 1/1 |
|     |  |     |
| 0/1 |  | 1/1 |

#### 9 E. Berge

|     |     |  |
|-----|-----|--|
|     | 1/1 |  |
|     |     |  |
| 1/2 |     |  |

1 miss. 1 block

#### 11 J. Holter

|  |  |     |
|--|--|-----|
|  |  |     |
|  |  |     |
|  |  | 1/1 |

1/1 lob

#### 13 L. Lid

|     |  |     |
|-----|--|-----|
| 2/2 |  | 1/1 |
|     |  |     |
| 0/1 |  | 2/2 |

2 miss.

#### 18 J.

|     |  |  |
|-----|--|--|
|     |  |  |
|     |  |  |
| 1/1 |  |  |

Johansson-Kjellerod

#### 21 E. Solost

|     |     |     |
|-----|-----|-----|
| 2/2 |     | 3/3 |
| 1/1 |     |     |
| 1/1 | 1/1 |     |

1 miss.

#### 24 A. Oftedal

|     |     |     |
|-----|-----|-----|
|     | 0/1 | 1/1 |
|     |     |     |
| 1/2 |     |     |

#### 25 M. Solheim

|     |  |     |
|-----|--|-----|
| 0/1 |  | 3/3 |
|     |  |     |
|     |  |     |

#### 26 E. Tysnes

|     |  |  |
|-----|--|--|
|     |  |  |
|     |  |  |
| 1/1 |  |  |

#### 35 M. Olseth

|     |     |     |
|-----|-----|-----|
|     | 1/1 |     |
|     |     |     |
| 3/4 |     | 1/1 |

1 post

#### 42 K. Wallevik

|     |  |  |
|-----|--|--|
| 3/3 |  |  |
|     |  |  |
|     |  |  |

#### 55 L. Gran

|     |  |  |
|-----|--|--|
| 1/1 |  |  |
|     |  |  |
|     |  |  |

### TOTAL

|       |     |     |
|-------|-----|-----|
| 11/12 | 2/3 | 9/9 |
| 1/1   |     |     |
| 8/13  | 1/1 | 5/5 |

1 post 4 miss. 1 block 1/1 lob

### Saves distribution goalkeepers

#### 12 S. Reiersen

|     |     |      |
|-----|-----|------|
| 2/5 | 0/1 | 2/4  |
| 1/1 |     | 2/2  |
| 3/9 | 1/3 | 4/13 |

#### 16 O. Syvertsen

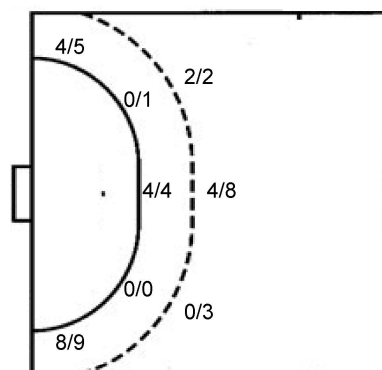
|  |  |     |
|--|--|-----|
|  |  |     |
|  |  |     |
|  |  | 0/1 |

#### TOTAL

|     |     |      |
|-----|-----|------|
| 2/5 | 0/1 | 2/4  |
| 1/1 |     | 2/2  |
| 3/9 | 1/3 | 4/14 |

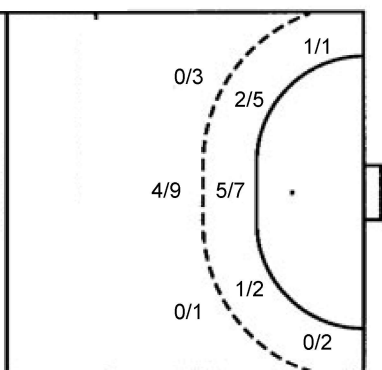
### Shots by position

#### ATTACK



|              |     |
|--------------|-----|
| 7m penalties | 3/5 |
| Fastbreak    | 5/5 |
| Breakthrough | 8/9 |
| Long dist.   | 0/0 |

#### DEFENSE



|              |      |
|--------------|------|
| 7m penalties | 3/4  |
| Fastbreak    | 0/1  |
| Breakthrough | 8/11 |
| Long dist.   | 0/0  |

### Shooting statistics

| Position     | Goals     | Sav.     | Miss.    | Post     | Blk.     | Total     | %         |
|--------------|-----------|----------|----------|----------|----------|-----------|-----------|
| Back (9m)    | 6         | 3        | 3        | 0        | 1        | 13        | 46        |
| Line (6m)    | 4         | 1        | 0        | 0        | 0        | 5         | 80        |
| Wing         | 12        | 1        | 1        | 0        | 0        | 14        | 86        |
| 7m penalties | 3         | 1        | 0        | 1        | 0        | 5         | 60        |
| Fastbreak    | 5         | 0        | 0        | 0        | 0        | 5         | 100       |
| Breakthrough | 8         | 1        | 0        | 0        | 0        | 9         | 89        |
| <b>Total</b> | <b>38</b> | <b>7</b> | <b>4</b> | <b>1</b> | <b>1</b> | <b>51</b> | <b>75</b> |

# Jersey number Tot. Total shooting 6m 6m (line) shooting 9m 9m shooting Wng Wing shooting FB Fastbreak sh. 7m 7m penalty sh.  
 Brk. Breakthrough sh. LD Long distance sh. As. Assists PC Pass clear chance E7 Earned 7m pen. TF Technical faults St. Steals  
 2m 2m punishments C7. Committed 7m E2 Earned 2m pun. YC. Yellow cards R/B Red/Blue cards Blk. Blocks S Starting Line-up

Handball statistics and livescore by Toma-soft ltd (www.toma-soft.hr)



# 10th Men's Youth (U19) World Championship

Croatia

Group F, 2. round



## Match Team Statistics

Match No. 27

## Georgia 24 - 38 Norway

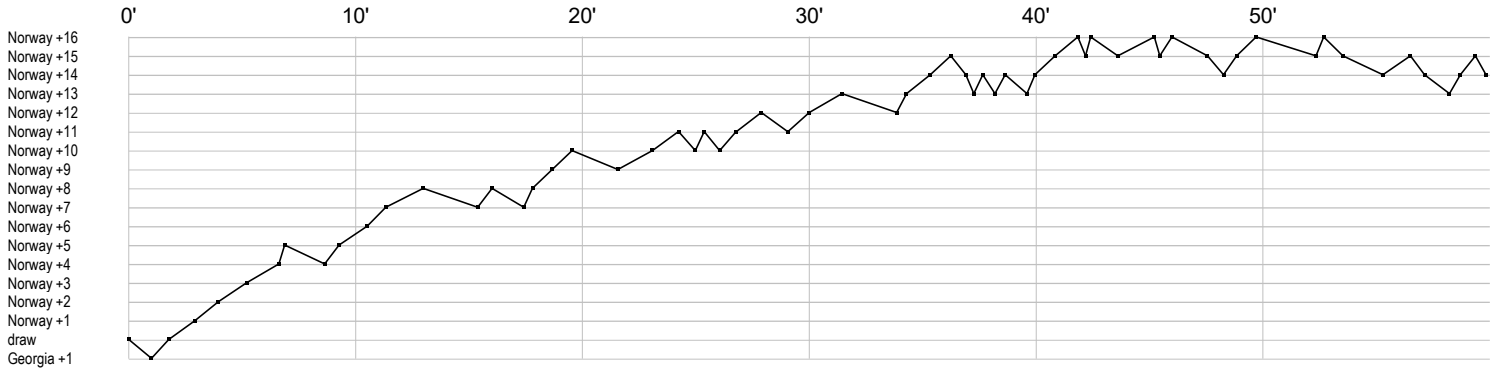
(8 - 20) (16 - 18)

4.8.2023. 17:30

Attendance: 150

Center Zamet

Referees: Hideki Furukawa (JPN) / Tetsuro Murata (JPN)



### Georgia

|                   |   |               |
|-------------------|---|---------------|
| 1 Rukhadze G      | r sr r r r s r r r s r r r r r r r r r r sr | r r r r r r   |
| 2 Shioshvili A    |   |               |
| 7 Mukbaniani L    |   |               |
| 8 Tarieladze N    | t f b bp f t b                              |               |
| 10 Darsania S     | c ft g t g f fbg 2c t f c                   | a             |
| 12 Kamadadze T    |   |               |
| 16 Pantskhava L   | f   | pie fg g gf   |
| 19 Areshidze G    | a t p t t p t f i g t ga g t a t a e        |               |
| 22 Grishikashvili | g f   | g a           |
| 23 Abuladze A     | t 2c  | a             |
| 28 Meliava G      | f f t g f f f t                             | g f a x       |
| 30 Shervashidze   | t g g t p gi                                | g e 2 2c      |
| 33 Lanchava L     | t 2   | g g e g       |
| 39 Guruli I       |   | r r           |
| 71 Grishikashvili | t t ff                                      | g f f g g t f |

### Norway

|                   |                                 |                                |
|-------------------|---------------------------------|--------------------------------|
| 3 Iversen K       | g                               |                                |
| 5 Nielsen H       |                                 | a a                            |
| 7 Hagenes O       | ba f                            | g t g ei g                     |
| 9 Berge E         | ia a p p a g fbg                | a a p f t f                    |
| 11 Holter J       | t eeee                          | g g                            |
| 12 Reiersen S     | r s s r ss r s r s s r r r s sr | s r r r r r r r r sr r r r r r |
| 13 Lid L          | a g bg a                        | f g 2 a a t a g f a g          |
| 16 Syvertsen O    |                                 | r                              |
| 18 Johansson-Kjøl |                                 | a g a 2c                       |
| 21 Solost E       | g g g t e g g g                 | g f g                          |
| 24 Oftedal A      | f f                             | a c g g c                      |
| 25 Solheim M      | e a g bf t g g                  |                                |
| 26 Tynes E        |                                 | g 2                            |
| 35 Olseth M       | g bg g a bg                     | fg f                           |
| 42 Wallevik K     | g g                             | c g                            |
| 55 Gran L         | a t                             | g b                            |

|                   |               |                   |                         |                    |                 |
|-------------------|---------------|-------------------|-------------------------|--------------------|-----------------|
| In game           | g Goal scored | f Missed shot     | a Assist                | t Technical faults | b Steal         |
| 2 2min suspension | e Eearned 7m  | c Committed 7m    | y Yellow card           | r Red Card         | k Blue card     |
| i Eearned 2min.   | x Block       | 4 4min suspension | p Pass for clear chance | s Saved shot       | r Received goal |