



10th Men's Youth (U19) World Championship

Croatia

Group E, 2. round



Match Team Statistics

Match No. 25

Mexico 21 - 49 Denmark

(8 - 26) (13 - 23)

4.8.2023. 13:30

Attendance: 80

Center Zamet

Referees: Eunha Lee (KOR) / Gaeul Lee (KOR)

Shot distribution by player

2 M. Valdez Gutierrez

1 miss.

3 D. Morales

1/1		0/1
3/4		

1 post

5 E. Sandoval Moreno

		0/1

1 miss.

6 M. Villa Duarte

8 J. Flores Woolfolk

1/1		
	1/1	

9 D. Tovar Ontiveros

10 B. Navarro Gonzalez

		1/1
1/1	0/1	
0/2		1/1

1 miss.

11 F. Soto Lopez

1/1		
		0/1
		1/1

1 miss.

18 S. Chavez Moreno

0/1		
		1/2

1 miss.

19 B. Fernandez

		1/1

1 miss.

20 Y. Garcia Reyes

1/1		
0/1		
2/2		0/1

2 miss. 2 block

22 J. Soto Garcia

28 J. Anguiano Lopez

		0/1
1/2		0/1

35 M. Santana Gamez

1/1	1/1	2/2

1 post 1 miss.

TOTAL

3/3		1/2
2/4	0/1	0/3
7/11	2/2	6/9

2 post 8 miss. 2 block

Saves distribution goalkeepers

7 C. Molina Tejeda

0/4		0/3
4/7	1/1	
2/11	1/2	0/7

16 D. Fajardo

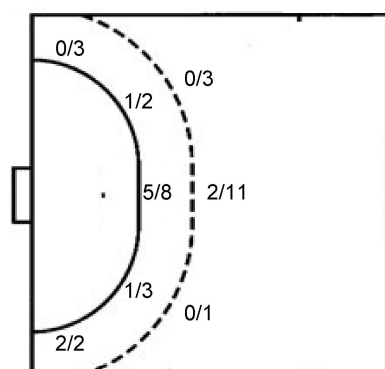
0/5		1/2
0/2	1/1	1/4
0/2	1/2	0/7

TOTAL

0/9		1/5
4/9	2/2	1/4
2/13	2/4	0/14

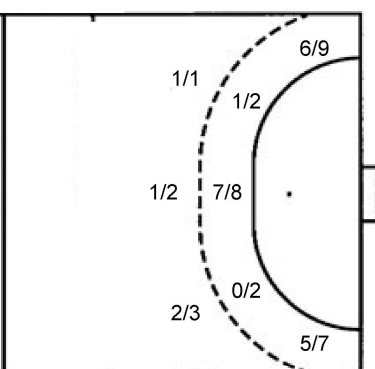
Shots by position

ATTACK



7m penalties 1/2
Fastbreak 1/1
Breakthrough 8/11
Long dist. 0/0

DEFENSE



7m penalties 1/1
Fastbreak 10/16
Breakthrough 15/22
Long dist. 0/0

Shooting statistics

Position	Goals	Sav.	Miss.	Post	Blk.	Total	%
Back (9m)	2	7	4	0	2	15	13
Line (6m)	7	3	2	1	0	13	54
Wing	2	2	0	1	0	5	40
7m penalties	1	1	0	0	0	2	50
Fastbreak	1	0	0	0	0	1	100
Breakthrough	8	1	2	0	0	11	73
Total	21	14	8	2	2	47	45

Jersey number Tot. Total shooting 6m 6m (line) shooting 9m 9m shooting Wng Wing shooting FB Fastbreak sh. 7m 7m penalty sh.
Brk. Breakthrough sh. LD Long distance sh. As. Assists PC Pass clear chance E7 Earned 7m pen. TF Technical faults St. Steals
2m 2m punishments C7. Committed 7m E2 Earned 2m pun. YC. Yellow cards R/B Red/Blue cards Blk. Blocks S Starting Line-up

Handball statistics and livescore by Toma-soft ltd (www.toma-soft.hr)



10th Men's Youth (U19) World Championship

Croatia

Group E, 2. round



Match Team Statistics

Match No. 25

Mexico 21 - 49 Denmark

(8 - 26) (13 - 23)

4.8.2023. 13:30

Attendance: 80

Center Zamet

Referees: Eunha Lee (KOR) / Gaeul Lee (KOR)

Denmark

#	Surname and name	S	Goals / shots								Attack				Def.		Penalties			TP				
			Tot.	%	9m	6m	Wing	7m	FB	Brk.	LD	As.	PC	E7	E2	TF	St.	C7	Blk		YC	2m	R	B
2	BJERGFELT Mads	S	4/5	80	2/2																			24:22
3	SCHMIDT Tobias Gregers		1/2	50		1/2																		16:03
4	NIELSEN Noah Moller Dahl	S	4/6	67			4/5								1									30:00
5	TOMBAK Tobias		2/4	50						1/1	1/3			3	2			1		1				26:35
6	LARSSON Nikolaj Risbjerg		4/8	50	1/2	0/1				2/2	1/3			7	1			3						31:04
7	VILHELMSEN Lasse Sunesen	S	4/5	80	1/2						3/3			2	2									19:12
8	PEDERSEN Kasper Teglgaard	S	3/5	60		3/4					0/1									1				27:06
10	PEDERSEN Frederik Emil		8/8	100		1/1				3/3	4/4			2	3	1	1			2				28:26
11	LAURIDSEN Mads Aarhus		2/4	50			1/2			0/1	1/1					1								30:00
12	EICHHORST Malte Julius Johnsson													2										30:00
15	DALBY William Enoch		6/9	67			5/6	1/1	0/2									1						30:00
16	LUNDORF Simon Meinby	S																						30:00
21	OVERBY Silas		1/2	50		1/2								4				1	1					18:31
25	DAHLGAARD Morten Kaalund		2/2	100		2/2								1										17:07
32	TONNESEN Emil Oxenvad	S	3/4	75							3/4			6	2					1		1		31:34
34	JAGERUM Frederik Reinholdt	S	5/9	56			1/3			4/6				2	1					3				30:00
Team / bench																								
UKUPNO			49/73	67	4/6	8/12	11/16	1/1	10/16	15/22	0/0			28	13	1	2	2	10	2	2	1	0	0

#	Surname and name	Saves / shots								
		Tot.	%	9m	6m	Wing	7m	FB	Brk.	LD
12	EICHHORST Malte Julius Johnsson	11/24	46	7/8	1/7	2/4	1/1	0/1	0/3	
16	LUNDORF Simon Meinby	3/11	27	0/1	2/3		0/1		1/6	
TOTAL		14/35	40	7/9	3/10	2/4	1/2	5/1	1/9	0/0

Coach: Simon Scholer Raadahl Sorensen

Number of attacks: 71, Efficiency: 69%, Average Duration: 19.24 seconds

Attack by type of defense

	Shots	9m	6m	Wing	TF	E7	E2
On def. 5-1	34/52	3/5	6/10	11/16	2	1	2
Fastbreak	10/16				0	0	0

Defense by type

	Total	9m	6m	Wing	Stl.	C7	2m
Def. 6-0	19/44	2/15	7/13	2/5	10	2	0
Fastbreak	1/1				0	0	0

Attack with superiority / minority / goalkeeper out

	Attack				Reaction		
	Att.	Eff.	Shots	TF	FB	LD	Tot.
6 on 6	67	67%	45/65	2			
6 on 5	4	100%	4/4	0			

Player superiority / GK out counted at the end of attack (in case it changes during attack)

Defense with superiority / minority / goalkeeper out

	Attack				Reaction		
	Att.	Eff.	Shots	TF	FB	LD	Tot.
6 on 6	68	31%	21/39	29			
5 on 6	4	0%	0/3	1			

Numbers show attacking numbers of opponent. Lower efficiency of opponent means better defense of this team

Jersey number Tot. Total shooting 6m 6m (line) shooting 9m 9m shooting Wng Wing shooting FB Fastbreak sh. 7m 7m penalty sh.
 Brk. Breakthrough sh. LD Long distance sh. As. Assists PC Pass clear chance E7 Earned 7m pen. TF Technical faults St. Steals
 2m 2m punishments C7. Committed 7m E2 Earned 2m pun. YC. Yellow cards R/B Red/Blue cards Blk. Blocks S Starting Line-up

Handball statistics and livescore by Toma-soft ltd (www.toma-soft.hr)



10th Men's Youth (U19) World Championship

Croatia

Group E, 2. round



Match Team Statistics

Match No. 25

Mexico 21 - 49 Denmark

(8 - 26) (13 - 23)

4.8.2023. 13:30

Attendance: 80

Center Zamet

Referees: Eunha Lee (KOR) / Gaeul Lee (KOR)

Shot distribution by player

2 M. Bjergfelt 1/1 1/1 1 post 2/2	3 T. Schmidt 1/1 1 post	4 N. Nielsen 2/2 1/1 1 post 1 miss. 1/1	5 T. Tombak 1/1 1/1 2 miss.	6 N. Larsson 1/1 2/2 1 post 1 block	7 L. Vilhelmsen 2/2 1/1 0/1 1/1 1/1	8 K. Pedersen 1/1 0/1 2/2 1 miss.
10 F. Pedersen 1/1 2/2 4/4 1/1	11 M. Lauridsen 2/2 0/1 0/1 0/1	15 W. Dalby 0/1 1/1 2/2 2/2 1 post 1/1 lob	21 S. Overby 1/1 0/1	25 M. Dahlgaard 1/1 1/1	32 E. Tonnesen 1/1 1/1 1/2	34 F. Jagerum 1/2 1/1 0/1 3/3 2 post

TOTAL

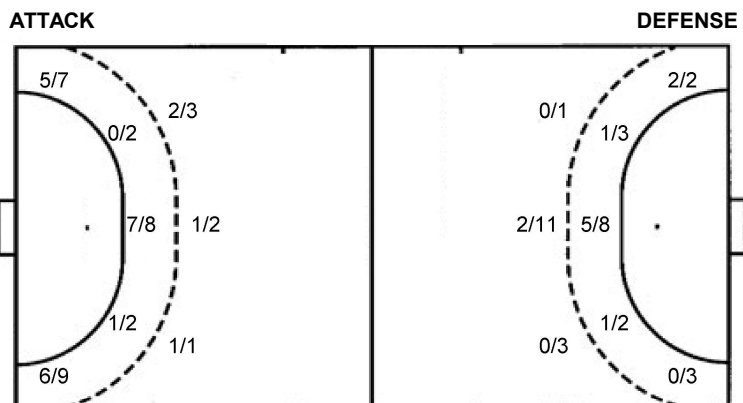
9/9	4/5
5/9	0/2 3/4
11/13	2/4 14/14

7 post 4 miss. 1 block 1/1 lob

Saves distribution goalkeepers

12 M. Eichhorst 0/2 1/2 2/3 1/1 2/2 3/8 0/1 2/5	16 S. Lundorf 0/1 1/1 0/1 1/1 1/3 0/1 1/4	TOTAL 0/3 1/2 2/4 1/1 3/3 4/11 0/2 3/9
---	---	--

Shots by position



7m penalties	1/1	7m penalties	1/2
Fastbreak	10/16	Fastbreak	1/1
Breakthrough	15/22	Breakthrough	8/11
Long dist.	0/0	Long dist.	0/0

Shooting statistics

Position	Goals	Sav.	Miss.	Post	Blk.	Total	%
Back (9m)	4	1	0	0	1	6	67
Line (6m)	8	3	0	1	0	12	67
Wing	11	1	1	3	0	16	69
7m penalties	1	0	0	0	0	1	100
Fastbreak	10	5	0	1	0	16	63
Breakthrough	15	2	3	2	0	22	68
Total	49	12	4	7	1	73	67

Jersey number Tot. Total shooting 6m 6m (line) shooting 9m 9m shooting Wng Wing shooting FB Fastbreak sh. 7m 7m penalty sh.
 Brk. Breakthrough sh. LD Long distance sh. As. Assists PC Pass clear chance E7 Earned 7m pen. TF Technical faults St. Steals
 2m 2m punishments C7. Committed 7m E2 Earned 2m pun. YC. Yellow cards R/B Red/Blue cards Blk. Blocks S Starting Line-up

