



10th Men's Youth (U19) World Championship

Croatia

Group D, 2. round



Match Team Statistics

Match No. 24

Korea 30 - 31 Brazil

(15 - 16) (15 - 15)

3.8.2023. 19:30

Attendance: 100

Josip Samardžija Bepo Hall

Referees: Fadel Diop (SEN) / Abdoulaye Faye (SEN)

Korea

Players		Goals / shots									Attack					Def.			Penalties			TP			
#	Surname and name	S	Tot.	%	9m	6m	Wing	7m	FB	Brk.	LD	As.	PC	E7	E2	TF	St.	C7	Blk	YC	2m		R	B	
12	KANG Subin	S																							16:09
13	SON Mingi	S	3/3	100			2/2			1/1					1	1									34:21
14	LEE Dohyun																								2:00
16	KIM Hyeonmin																								42:38
17	KIM Hyeonmin	S	1/2	50		1/2						1		2	1	1									46:05
19	CHOE Donghyeok																								
23	LEE Hohyun		1/3	33	1/3																				9:23
28	KIM Joungou	S	2/2	100					2/2					1			1								26:56
30	BAE Changhyeon		0/2	0	0/2											1									4:20
44	KIM Dongyeong	S	0/1	0							0/1							1				1			32:23
63	LEE Minjun		7/7	100			1/1	3/3		3/3		2		1	2	4									52:00
73	MOON Jinhyeok		10/15	67	5/10			4/4		1/1		3	1	2	3	5									38:19
75	PARK Seongjun																								
84	KIM Dohyeon																								0:59
91	CHOI Jihwan	S	3/9	33	1/5	1/2		0/1		1/1		2		1	1	5	1								54:27
99	KIM Jaegwon	S	3/4	75			2/3				1/1							1							60:00
	Team / bench																								
	UKUPNO		30/48	63	7/20	2/4	5/6	7/8	2/2	6/6	1/2	8	1	8	8	16	2	2	0	0	0	1	0	0	

Goalkeepers		Saves / shots								
#	Surname and name	Tot.	%	9m	6m	Wing	7m	FB	Brk.	LD
12	KANG Subin	0/9	0	0/4				0/1	0/4	
16	KIM Hyeonmin	11/32	34	6/12	1/2	3/10	0/2	0/2	1/4	
	TOTAL	11/41	27	6/16	1/2	3/10	0/2	0/3	1/8	0/0

Coach: In Ik Jnag

Number of attacks: 61, Efficiency: 49%, Average Duration: 31.52 seconds

Attack by type of defense

	Shots	9m	6m	Wing	TF	E7	E2
On def. 6-0	13/25	5/15	2/3	3/4	12	6	7
On def. 5-1	5/9	2/5	0/1	2/2	4	2	1
Fastbreak	2/2				0	0	0

Defense by type

	Total	9m	6m	Wing	Stl.	C7	2m
Def. 6-0	5/7	3/3	0/0	1/3	0	0	0
Def. 3-3	19/31	7/15	1/2	5/7	2	2	0
Fastbreak	3/3				0	0	1

Attack with superiority / minority / goalkeeper out

	Attack				Reaction		
	Att.	Eff.	Shots	TF	FB	LD	Tot.
6 on 6 (GK out)	3	0%	0/1	2	0/0	1/2	1/2
6 on 6	42	45%	19/29	13			
6 on 5	14	71%	10/13	1			
6 on 4	2	50%	1/2	0			

Player superiority / GK out counted at the end of attack (in case it changes during attack)

Defense with superiority / minority / goalkeeper out

	Attack				Reaction		
	Att.	Eff.	Shots	TF	FB	LD	Tot.
6 on 6 (GK out)	9	67%	6/8	1	0/0	1/1	1/1
5 on 6 (GK out)	2	50%	1/1	1	0/0	0/1	0/1
6 on 6	46	46%	21/31	15			
5 on 6	2	50%	1/2	0			
6 on 5	3	67%	2/3	0			

Numbers show attacking numbers of opponent. Lower efficiency of opponent means better defense of this team

Jersey number Tot. Total shooting 6m 6m (line) shooting 9m 9m shooting Wng Wing shooting FB Fastbreak sh. 7m 7m penalty sh.
 Brk. Breakthrough sh. LD Long distance sh. As. Assists PC Pass clear chance E7 Earned 7m pen. TF Technical faults St. Steals
 2m 2m punishments C7. Committed 7m E2 Earned 2m pun. YC. Yellow cards R/B Red/Blue cards Blk. Blocks S Starting Line-up



10th Men's Youth (U19) World Championship

Croatia

Group D, 2. round



Match Team Statistics

Match No. 24

Korea 30 - 31 Brazil

(15 - 16) (15 - 15)

3.8.2023. 19:30

Attendance: 100

Josip Samardžija Bepo Hall

Referees: Fadel Diop (SEN) / Abdoulaye Faye (SEN)

Shot distribution by player

13 M. Son	14 D. Lee	17 H. Kim	19 D. Choe	23 H. Lee	28 J. Kim	30 C. Bae
		0/1				
		1/1				
2/2	1/1					
				0/1		
				1 block		
					1/1	1/1
						0/1
						1 block
44 D. Kim	63 M. Lee	73 J. Moon	75 S. Park	84 D. Kim	91 J. Choi	99 J. Kim
	2/2	3/3	1/1	0/1		
	1/1	2/2				
	1/1	1/1	2/2		1/1	0/2
1 miss.		1/2	2/2	1/1		
		1 post 2 block				1/2
					1/1	1/1
						1/1
						2 post 1 block

TOTAL

5/5	1/2	0/3
4/4	0/2	2/3
7/9	6/6	5/5

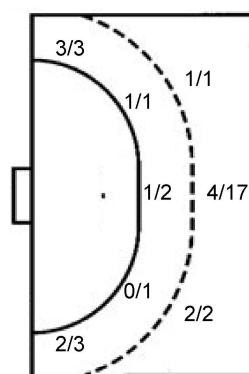
3 post 1 miss. 5 block

Saves distribution goalkeepers

12 S. Kang	16 H. Kim	TOTAL
0/3	2/6	0/3
	0/3	1/2
	2/3	2/2
0/1	0/5	2/3
0/1	2/3	2/7
0/2	2/7	0/6
	2/4	2/9
	2/9	0/3
	1/4	1/4

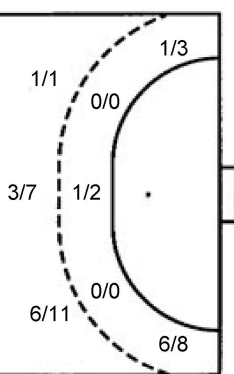
Shots by position

ATTACK



7m penalties	7/8
Fastbreak	2/2
Breakthrough	6/6
Long dist.	1/2

DEFENSE



7m penalties	2/2
Fastbreak	3/3
Breakthrough	7/8
Long dist.	1/2

Shooting statistics

Position	Goals	Sav.	Miss.	Post	Blk.	Total	%
Back (9m)	7	7	0	1	5	20	35
Line (6m)	2	1	0	1	0	4	50
Wing	5	1	0	0	0	6	83
7m penalties	7	0	0	1	0	8	88
Fastbreak	2	0	0	0	0	2	100
Breakthrough	6	0	0	0	0	6	100
Total	29	9	0	3	5	46	63

Jersey number Tot. Total shooting 6m 6m (line) shooting 9m 9m shooting Wng Wing shooting FB Fastbreak sh. 7m 7m penalty sh.
 Brk. Breakthrough sh. LD Long distance sh. As. Assists PC Pass clear chance E7 Earned 7m pen. TF Technical faults St. Steals
 2m 2m punishments C7. Committed 7m E2 Earned 2m pun. YC. Yellow cards R/B Red/Blue cards Blk. Blocks S Starting Line-up

Handball statistics and livescore by Toma-soft ltd (www.toma-soft.hr)



10th Men's Youth (U19) World Championship

Croatia

Group D, 2. round



Match Team Statistics

Match No. 24

Korea 30 - 31 Brazil

(15 - 16) (15 - 15)

3.8.2023. 19:30

Attendance: 100

Josip Samardžija Bepo Hall

Referees: Fadel Diop (SEN) / Abdoulaye Faye (SEN)

Brazil

#	Surname and name	S	Goals / shots								Attack				Def.			Penalties			TP				
			Tot.	%	9m	6m	Wing	7m	FB	Brk.	LD	As.	PC	E7	E2	TF	St.	C7	Blk	YC		2m	R	B	
5	DE ARAÚJO Sydclebson Aquino		2/2	100	1/1					1/1					1										12:36
10	DE SANTANA Diegho Oliveira		1/2	50	1/2												2						1		18:09
11	SANTOS Emerson Alves Dos	S	1/3	33	1/1			0/1																1	29:30
12	CÂNDIDO Guilherme Maia	S																							17:40
13	DE SOUZA Antonio Victor Ferreira																3	1						2	25:53
14	SILVA Gustavo Souza Da																1								1:32
15	PERIN Vinicius		5/8	63	1/2			3/5						1/1											21:57
16	SILVA Gabriel De Souza																								34:48
17	SILVA Wesley De Jesus Meneses		1/1	100						1/1				2			4		2						43:27
18	BERTOLDO Vinicius	S	2/4	50	1/3					1/1				5			2								32:37
19	CÂNDIDO Mikael Lopes	S	9/14	64	4/8			2/2		3/4				6	1		5						2		40:45
20	LINDOSO Joao Vitor	S	7/9	78	1/2			4/5		2/2							1								36:59
22	MARCOS Juan Sebastiao	S	1/2	50		1/2								1	1		1	1	3			2			36:20
25	OLIVEIRA Luiz Guilherme Da Silva																1								28:14
26	SILVA Lucas Gabriel Vieira Da	S	2/2	100						2/2							1								24:24
71	FILHO Marcelo Dos Santos Amaral																1		1			1			15:09
Team / bench																							1		
UKUPNO			31/47	66	10/19	1/2	7/11	2/2	3/3	7/8	1/2			15	2	2	0	17	2	8	5	1	9	0	0

#	Surname and name	Saves / shots								
		Tot.	%	9m	6m	Wing	7m	FB	Brk.	LD
12	CÂNDIDO Guilherme Maia	0/15	0	0/4	0/1	0/4	0/3	0/2	0/1	
16	SILVA Gabriel De Souza	9/23	39	7/10	1/2	1/2	0/4		0/5	
TOTAL		9/38	24	7/14	1/3	1/6	0/7	0/2	0/6	0/0

Coach: Giuliano Martins Ramos

Number of attacks: 62, Efficiency: 50%, Average Duration: 26.98 seconds

Attack by type of defense

	Shots	9m	6m	Wing	TF	E7	E2
On def. 6-0	5/7	3/3	0/0	1/3	2	0	0
On def. 3-3	19/31	7/15	1/2	5/7	15	2	0
Fastbreak	3/3				0	0	0

Defense by type

	Total	9m	6m	Wing	Stl.	C7	2m
Def. 6-0	13/25	5/15	2/3	3/4	2	6	0
Def. 5-1	5/9	2/5	0/1	2/2	0	2	0
Fastbreak	2/2				0	0	9

Attack with superiority / minority / goalkeeper out

	Attack				Reaction		
	Att.	Eff.	Shots	TF	FB	LD	Tot.
6 on 6 (GK out)	9	67%	6/8	1	0/0	1/1	1/1
5 on 6 (GK out)	2	50%	1/1	1	0/0	0/1	0/1
6 on 6	46	46%	21/31	15			
5 on 6	2	50%	1/2	0			
6 on 5	3	67%	2/3	0			

Player superiority / GK out counted at the end of attack (in case it changes during attack)

Defense with superiority / minority / goalkeeper out

	Attack				Reaction		
	Att.	Eff.	Shots	TF	FB	LD	Tot.
6 on 6 (GK out)	3	0%	0/1	2	0/0	1/2	1/2
6 on 6	42	45%	19/29	13			
6 on 5	14	71%	10/13	1			
6 on 4	2	50%	1/2	0			

Numbers show attacking numbers of opponent. Lower efficiency of opponent means better defense of this team

Jersey number Tot. Total shooting 6m 6m (line) shooting 9m 9m shooting Wng Wing shooting FB Fastbreak sh. 7m 7m penalty sh.
 Brk. Breakthrough sh. LD Long distance sh. As. Assists PC Pass clear chance E7 Earned 7m pen. TF Technical faults St. Steals
 2m 2m punishments C7. Committed 7m E2 Earned 2m pun. YC. Yellow cards R/B Red/Blue cards Blk. Blocks S Starting Line-up



10th Men's Youth (U19) World Championship

Croatia

Group D, 2. round



Match Team Statistics

Match No. 24

Korea 30 - 31 Brazil

(15 - 16) (15 - 15)

3.8.2023. 19:30

Attendance: 100

Josip Samardžija Bepo Hall

Referees: Fadel Diop (SEN) / Abdoulaye Faye (SEN)

Shot distribution by player

5 S. De Araújo

1/1		1/1

10 D. De Santana

1/1		0/1

11 E. Santos

		1/1
	0/1	

1 miss.

13 A. De Souza

14 G. Silva

15 V. Perin

2/3	2/2	
	1/2	
	0/1	

17 W. Silva

1/1		

18 V. Bertoldo

		1/1
1/1		

2 miss.

19 M. Candido

4/5	1/1	
0/2		
3/3		1/2

1 miss.

20 J. Lindoso

1/1		5/6

1 post 1/1 lob

22 J. Marcos

	0/1	
	1/1	

25 L. Oliveira

26 L. Silva

		1/1
	1/1	

71 M. Filho

TOTAL

7/9	3/3	3/4
1/3	1/3	
6/6	2/4	7/9

1 post 4 miss. 1/1 lob

Saves distribution goalkeepers

12 G. Cândido

0/1	0/1	
		0/2
0/3	0/4	0/4

16 G. Silva

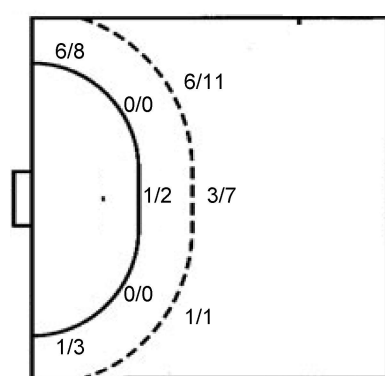
0/4	1/1	3/3
0/4	2/2	1/1
2/6	0/1	0/1

TOTAL

0/5	1/2	3/3
0/4	2/2	1/3
2/9	0/5	0/5

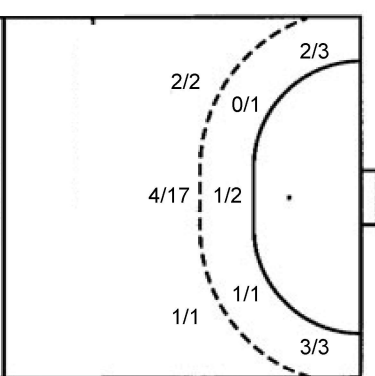
Shots by position

ATTACK



7m penalties 2/2
Fastbreak 3/3
Breakthrough 7/8
Long dist. 1/2

DEFENSE



7m penalties 7/8
Fastbreak 2/2
Breakthrough 6/6
Long dist. 1/2

Shooting statistics

Position	Goals	Sav.	Miss.	Post	Blk.	Total	%
Back (9m)	10	6	3	0	0	19	53
Line (6m)	1	1	0	0	0	2	50
Wing	7	3	0	1	0	11	64
7m penalties	2	0	0	0	0	2	100
Fastbreak	3	0	0	0	0	3	100
Breakthrough	7	1	0	0	0	8	88
Total	30	11	3	1	0	45	67

Jersey number Tot. Total shooting 6m 6m (line) shooting 9m 9m shooting Wng Wing shooting FB Fastbreak sh. 7m 7m penalty sh.
Brk. Breakthrough sh. LD Long distance sh. As. Assists PC Pass clear chance E7 Earned 7m pen. TF Technical faults St. Steals
2m 2m punishments C7. Committed 7m E2 Earned 2m pun. YC. Yellow cards R/B Red/Blue cards Blk. Blocks S Starting Line-up

Handball statistics and livescore by Toma-soft ltd (www.toma-soft.hr)

