



# 10th Men's Youth (U19) World Championship

Croatia

Group D, 2. round



Match Team Statistics

Match No. 23

## Bahrain 18 - 29 Spain

(8 - 15) (10 - 14)

3.8.2023. 17:30

Attendance: 150

Josip Samardžija Bepo Hall

Referees: Yufeng Cheng (CHN) / Yunlei Zhou (CHN)

### Bahrain

Players		Goals / shots										Attack					Def.			Penalties			TP			
#	Surname and name	S	Tot.	%	9m	6m	Wing	7m	FB	Brk.	LD	As.	PC	E7	E2	TF	St.	C7	Blk	YC	2m	R		B		
3	ABDULLA Shuaib		1/4	25	0/3		1/1					1		1		3									23:14	
7	FARSAN Jaffar	S	1/12	8	1/7					0/4	0/1				2	2			1						38:52	
10	MOHAMED Abdulla	S	4/4	100			1/1			3/3			1			3									25:57	
11	KADHEM Ali		3/5	60	2/4					1/1						2									11:25	
13	ALSHOWAIKH Salman	S	1/2	50			1/2																		40:10	
15	ALMARZOOQ Mohamed																									
17	ALFALAH I Sayed Mohamed		0/1	0	0/1																				34:09	
21	ALZOWAYED Talal																								12:29	
23	ALI Mohamed	S	1/3	33	0/2			1/1				1	4			3	2								38:08	
29	MOHAMED Ali	S	3/3	100		3/3																			30:04	
72	ALI Elias		2/5	40	0/1					2/4				1		3									28:26	
77	FARDAN Ahmed		1/2	50			1/2									1									19:37	
78	ALI Abbas		0/1	0	0/1							2				1									7:36	
87	ALMADANI Ali	S														1									45:45	
89	ALFALAH I Sayed Mahmood		1/2	50		0/1				1/1					1	1							1		38:32	
91	ALMUSAWI Nooh	S																							23:51	
	Team / bench																									
	UKUPNO		18/44	41	3/19	3/4	3/5	2/2	0/0	7/13	0/1	4	5	2	3	20	2	0	1	0	1	0	0	0		

Goalkeepers		Saves / shots									
#	Surname and name	Tot.	%	9m	6m	Wing	7m	FB	Brk.	LD	
21	ALZOWAYED Talal	2/9	22	0/1	0/2			0/2	2/4		
87	ALMADANI Ali	9/31	29	3/7	2/8	1/3	0/1	1/6	2/6		
	TOTAL	11/40	28	3/8	2/10	1/3	0/1	1/8	4/10	0/0	

Coach: Maksim Akbachev

Number of attacks: 62, Efficiency: 29%, Average Duration: 37.63 seconds

### Attack by type of defense

	Shots	9m	6m	Wing	TF	E7	E2
On def. 6-0	15/38	3/19	3/4	3/4	20	2	3
Fastbreak	0/0				0	0	0

### Defense by type

	Total	9m	6m	Wing	Stl.	C7	2m
Def. 6-0	16/31	4/9	8/11	0/2	2	0	0
Fastbreak	7/9				0	0	1

### Attack with superiority / minority / goalkeeper out

	Attack				Reaction		
	Att.	Eff.	Shots	TF	FB	LD	Tot.
7 on 6 (GK out)	1	100%	1/1	0	0/0	0/0	0/0
6 on 6 (GK out)	1	0%	0/0	1	0/0	0/0	0/0
6 on 6	53	30%	16/36	17			
6 on 5	7	14%	1/5	2			

Player superiority / GK out counted at the end of attack (in case it changes during attack)

### Defense with superiority / minority / goalkeeper out

	Attack				Reaction		
	Att.	Eff.	Shots	TF	FB	LD	Tot.
7 on 6 (GK out)	1	0%	0/1	0	0/0	0/0	0/0
6 on 6 (GK out)	5	0%	0/3	2	0/0	0/1	0/1
6 on 6	53	51%	27/42	11			
5 on 6	1	0%	0/0	1			
6 on 5	2	100%	2/2	0			

Numbers show attacking numbers of opponent. Lower efficiency of opponent means better defense of this team

# Jersey number Tot. Total shooting 6m 6m (line) shooting 9m 9m shooting Wng Wing shooting FB Fastbreak sh. 7m 7m penalty sh.  
 Brk. Breakthrough sh. LD Long distance sh. As. Assists PC Pass clear chance E7 Earned 7m pen. TF Technical faults St. Steals  
 2m 2m punishments C7. Committed 7m E2 Earned 2m pun. YC. Yellow cards R/B Red/Blue cards Blk. Blocks S Starting Line-up



# 10th Men's Youth (U19) World Championship

Croatia

Group D, 2. round



## Match Team Statistics

Match No. 23

## Bahrain 18 - 29 Spain

(8 - 15) (10 - 14)

3.8.2023. 17:30

Attendance: 150

Josip Samardžija Bepo Hall

Referees: Yufeng Cheng (CHN) / Yunlei Zhou (CHN)

## Shot distribution by player

### 3 S. Abdulla

0/1		
0/1		
1/2		

### 7 J. Farsan

0/1		1/2
	0/1	0/2
	0/1	

1 post 2 miss. 2 block

### 10 A. Mohamed

1/1		
	1/1	2/2

### 11 A. Kadhem

1/1		
2/2		

1 post 1 miss.

### 13 S. Alshowaikh

1/1		

1 post

### 15 M. Almarzoog


### 17 S. Alfalahi

	0/1	

### 23 M. Ali

1/1		

2 miss.

### 29 A. Mohamed

	3/3	

### 72 E. Ali

		0/1
		0/1
	1/1	1/2

### 77 A. Fardan

		1/1

1 miss.

### 78 A. Ali

	0/1	

### 89 S. Alfalahi

		1/1
		0/1

### 91 N. Almusawi


## TOTAL

1/3		2/4
1/2	0/2	0/3
5/6	5/7	4/6

3 post 6 miss. 2 block

## Saves distribution goalkeepers

### 21 T. Alzowayed

	0/2	
0/3	1/1	1/3

### 87 A. Almadani

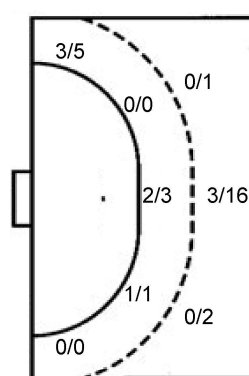
0/4	1/3	1/8
3/4		2/2
1/6	0/1	1/1

## TOTAL

0/4	1/5	1/8
3/4		2/2
1/9	1/2	2/4

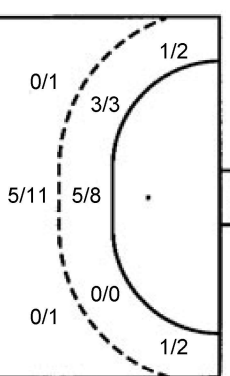
## Shots by position

### ATTACK



7m penalties 2/2  
Fastbreak 0/0  
Breakthrough 7/13  
Long dist. 0/1

### DEFENSE



7m penalties 1/1  
Fastbreak 7/9  
Breakthrough 6/12  
Long dist. 0/0

## Shooting statistics

Position	Goals	Sav.	Miss.	Post	Blk.	Total	%
Back (9m)	3	10	3	1	2	19	16
Line (6m)	3	1	0	0	0	4	75
Wing	3	0	1	1	0	5	60
7m penalties	2	0	0	0	0	2	100
Fastbreak	0	0	0	0	0	0	0
Breakthrough	7	4	1	1	0	13	54
<b>Total</b>	<b>18</b>	<b>15</b>	<b>5</b>	<b>3</b>	<b>2</b>	<b>43</b>	<b>42</b>

# Jersey number Tot. Total shooting 6m 6m (line) shooting 9m 9m shooting Wng Wing shooting FB Fastbreak sh. 7m 7m penalty sh.  
Brk. Breakthrough sh. LD Long distance sh. As. Assists PC Pass clear chance E7 Earned 7m pen. TF Technical faults St. Steals  
2m 2m punishments C7. Committed 7m E2 Earned 2m pun. YC. Yellow cards R/B Red/Blue cards Blk. Blocks S Starting Line-up

Handball statistics and livescore by Toma-soft ltd (www.toma-soft.hr)



# 10th Men's Youth (U19) World Championship

Croatia

Group D, 2. round



Match Team Statistics

Match No. 23

## Bahrain 18 - 29 Spain

(8 - 15) (10 - 14)

3.8.2023. 17:30

Attendance: 150

Josip Samardžija Bepo Hall

Referees: Yufeng Cheng (CHN) / Yunlei Zhou (CHN)

### Spain

#	Surname and name	S	Goals / shots								Attack				Def.			Penalties			TP			
			Tot.	%	9m	6m	Wing	7m	FB	Brk.	LD	As.	PC	E7	E2	TF	St.	C7	Blk	YC		2m	R	B
2	OCANA MATAS Carlos		0/2	0						0/1	0/1													9:05
3	CASTILLO OLIVERAS Ferran	S	1/3	33	0/2						1/1		2	1										25:07
4	AJA GÁRATE Jokin	S	2/3	67		2/3							1				2	1						23:40
6	CIKUSA I JELICIC Djordje	S	1/3	33	1/2					0/1			4				1				2			28:39
7	ROMERO HOLGUIN Víctor		6/6	100		5/5			1/1				1	1			3	2				1		28:44
8	HERRERO POLVOROSA Pablo		2/3	67	1/1					1/2			3	1			1							30:58
9	CONDE ALCARAZ Ezequiel		0/1	0	0/1																			11:04
11	PISONERO CARTUJO Alejandro		4/8	50	1/2	0/1				3/5			1			1	3							19:21
12	PEREZ MENDEZ Alvaro	S														1								32:30
13	GUIJARRO MORENO Pablo	S	3/4	75			1/2		2/2				1			1								44:31
14	FERNÁNDEZ-MARTOS HERRERO José María		1/2	50	1/1					0/1												1		21:31
15	CIKUSA I JELICIC Petar	S	3/7	43	1/4				1/2	1/1			3	2			1	1				1		34:18
16	AMORES HERNANDEZ Pol												1											24:36
17	ARZOZ AZOFRA Iosu		3/4	75		1/2			2/2							1		1						27:15
18	GONZÁLEZ UNCITI Xavier		1/2	50			0/1	1/1										1						30:40
19	DELGADO MOLINA Alberto	S	2/2	100			1/1		1/1													1		28:01
	Team / bench																							
	UKUPNO		29/50	58	5/13	8/11	2/4	1/1	7/9	6/12	0/0		16	5	0	1	14	4	2	2	1	3	0	0

#	Surname and name	Saves / shots								
		Tot.	%	9m	6m	Wing	7m	FB	Brk.	LD
12	PEREZ MENDEZ Alvaro	10/19	53	7/9	0/1	0/1	0/1		3/7	
16	AMORES HERNANDEZ Pol	5/14	36	3/4	1/3	0/2	0/1		1/4	
	TOTAL	15/33	45	10/13	1/4	0/3	0/2	1/0	4/11	0/0

Coach: **Javier Fernández López**

Number of attacks: 62, Efficiency: 47%, Average Duration: 20.43 seconds

### Attack by type of defense

	Shots	9m	6m	Wing	TF	E7	E2
On def. 6-0	16/31	4/9	8/11	0/2	14	0	1
Fastbreak	7/9				0	0	0

### Defense by type

	Total	9m	6m	Wing	Stl.	C7	2m
Def. 6-0	15/38	3/19	3/4	3/4	4	2	0
Fastbreak	0/0				0	0	3

### Attack with superiority / minority / goalkeeper out

	Attack				Reaction		
	Att.	Eff.	Shots	TF	FB	LD	Tot.
7 on 6 (GK out)	1	0%	0/1	0	0/0	0/0	0/0
6 on 6 (GK out)	5	0%	0/3	2	0/0	0/1	0/1
6 on 6	53	51%	27/42	11			
5 on 6	1	0%	0/0	1			
6 on 5	2	100%	2/2	0			

Player superiority / GK out counted at the end of attack (in case it changes during attack)

### Defense with superiority / minority / goalkeeper out

	Attack				Reaction		
	Att.	Eff.	Shots	TF	FB	LD	Tot.
7 on 6 (GK out)	1	100%	1/1	0	0/0	0/0	0/0
6 on 6 (GK out)	1	0%	0/0	1	0/0	0/0	0/0
6 on 6	53	30%	16/36	17			
6 on 5	7	14%	1/5	2			

Numbers show attacking numbers of opponent. Lower efficiency of opponent means better defense of this team

# Jersey number Tot. Total shooting 6m 6m (line) shooting 9m 9m shooting Wng Wing shooting FB Fastbreak sh. 7m 7m penalty sh.  
 Brk. Breakthrough sh. LD Long distance sh. As. Assists PC Pass clear chance E7 Earned 7m pen. TF Technical faults St. Steals  
 2m 2m punishments C7. Committed 7m E2 Earned 2m pun. YC. Yellow cards R/B Red/Blue cards Blk. Blocks S Starting Line-up



# 10th Men's Youth (U19) World Championship

Croatia

Group D, 2. round



## Match Team Statistics

Match No. 23

## Bahrain 18 - 29 Spain

(8 - 15) (10 - 14)

3.8.2023. 17:30

Attendance: 150

Josip Samardžija Bepo Hall

Referees: Yufeng Cheng (CHN) / Yunlei Zhou (CHN)

### Shot distribution by player

#### 2 C. Ocana Matas

		0/1

1 post

#### 3 F. Castillo Oliveras

	1/1	

2 miss.

#### 4 J. Aja Gárate

		1/1
0/1		
1/1		

#### 6 D. Cikusa I Jelcic

1/1		

1 miss. 1 block

#### 7 V. Romero Holguín

1/1		2/2
2/2		

1/1 lob

#### 8 P. Herrero Polvorosa

1/1		
1/1	0/1	

#### 9 E. Conde Alcaraz

		0/1

#### 11 A. Pisonero Cartujo

	1/1	1/1
0/1		
1/1		1/2

1 post 1 miss.

#### 13 P. Guijarro Moreno

1/1	0/1	
1/1		

1/1 lob

#### 14 J. Fernández-Martos Herrero

1/1		0/1

#### 15 P. Cikusa I Jelcic

		2/2
0/1		0/1
1/2		

1 post

#### 17 I. Arzoz Azofra

	2/2	
		1/1

1 post

#### 18 X. González Unciti

1/1		

1 post

#### 19 A. Delgado Molina

		1/1
	1/1	

### TOTAL

4/4	4/5	7/8
1/4		0/2
8/9	1/2	2/4

5 post 4 miss. 1 block 2/2 lob

### Saves distribution goalkeepers

#### 12 A. Perez Mendez

2/3		1/2
1/2		2/2
1/1	2/4	1/5

#### 16 P. Amores Hernandez

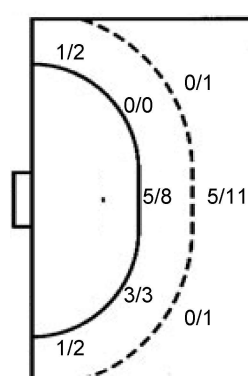
		1/2
	2/2	1/1
0/5	0/3	1/1

### TOTAL

2/3		2/4
1/2	2/2	3/3
1/6	2/7	2/6

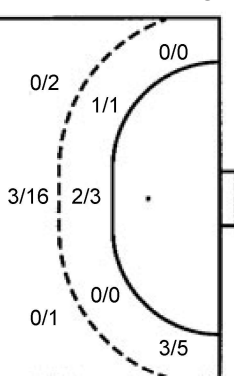
### Shots by position

#### ATTACK



7m penalties 1/1  
Fastbreak 7/9  
Breakthrough 6/12  
Long dist. 0/0

#### DEFENSE



7m penalties 2/2  
Fastbreak 0/0  
Breakthrough 7/13  
Long dist. 0/1

### Shooting statistics

Position	Goals	Sav.	Miss.	Post	Bik.	Total	%
Back (9m)	5	3	2	2	1	13	38
Line (6m)	8	2	0	1	0	11	73
Wing	2	1	0	1	0	4	50
7m penalties	1	0	0	0	0	1	100
Fastbreak	7	1	0	1	0	9	78
Breakthrough	6	4	2	0	0	12	50
<b>Total</b>	<b>29</b>	<b>11</b>	<b>4</b>	<b>5</b>	<b>1</b>	<b>50</b>	<b>58</b>

# Jersey number Tot. Total shooting 6m 6m (line) shooting 9m 9m shooting Wng Wing shooting FB Fastbreak sh. 7m 7m penalty sh.  
Brk. Breakthrough sh. LD Long distance sh. As. Assists PC Pass clear chance E7 Earned 7m pen. TF Technical faults St. Steals  
2m 2m punishments C7. Committed 7m E2 Earned 2m pun. YC. Yellow cards R/B Red/Blue cards Blk. Blocks S Starting Line-up

Handball statistics and livescore by Toma-soft ltd (www.toma-soft.hr)

