



10th Men's Youth (U19) World Championship

Croatia

Group B, 2. round



Match Team Statistics

Match No. 19

New Zealand 6 - 49 Hungary

(2 - 26) (4 - 23)

4.8.2023. 13:30

Attendance: 100

Arena Varaždin

Referees: Mariana Garcia (ARG) / Heidy Elsaied (EGY)

New Zealand

#	Surname and name	S	Goals / shots								Attack				Def.		Penalties			TP				
			Tot.	%	9m	6m	Wing	7m	FB	Brk.	LD	As.	PC	E7	E2	TF	St.	C7	Blk		YC	2m	R	B
2	PRINGOT Hector		2/6	33	1/3	0/1							1	4		7	1							34:03
4	CLARKE Edward		0/2	0		0/2								1		3								19:24
6	ROBERTSON Keir		0/3	0		0/3																		23:44
8	BRUCE-CAMPBELL Josh	S	0/2	0	0/2										5		1				1			22:57
9	BARHAM John		0/1	0	0/1										2									12:23
11	TSIAPRAZIS Damon																							31:44
13	WHITTAKER John		2/7	29	2/7								1		1	7								30:06
14	EDMONDS Kyran																							8:22
16	DALWOOD Ethan	S	0/2	0		0/1				0/1					1									26:22
20	KUWASAKI Zen	S	0/2	0	0/2										3									15:28
23	SCHIRNACK Stanley	S													1									45:09
24	JARVIS Riley														1									36:14
30	LEAUPEPE Patrick	S	1/5	20		1/4	0/1								1									35:22
31	PRASAD Rohil																							14:03
42	PRINGOT Paul	S	1/7	14	0/5	1/1				0/1			1	3	6	1								38:29
44	MEDVECKY-WOLKENHAUER Yannick	S													1							1		26:10
Team / bench															3									
UKUPNO			6/37	16	3/20	2/12	0/1	0/0	0/0	1/4	0/0	2	9	0	2	40	2	1	0	0	2	0	0	

#	Surname and name	Saves / shots								
		Tot.	%	9m	6m	Wing	7m	FB	Brk.	LD
23	SCHIRNACK Stanley	8/46	17	1/5	2/4	2/12	0/1	1/15	2/9	
31	PRASAD Rohil	3/14	21	1/1	1/4	0/2		1/7		
TOTAL		11/60	18	2/6	3/8	2/14	0/1	2/22	2/9	0/0

Coach: Hayden Juranovich

Number of attacks: 72, Efficiency: 8%, Average Duration: 33.46 seconds

Attack by type of defense

	Shots	9m	6m	Wing	TF	E7	E2
On def. 6-0	6/37	3/20	2/12	0/1	40	0	2
Fastbreak	0/0				0	0	0

Defense by type

	Total	9m	6m	Wing	Stl.	C7	2m
Def. 6-0	28/41	4/11	5/7	12/14	2	1	0
Fastbreak	20/22				0	0	2

Attack with superiority / minority / goalkeeper out

	Attack				Reaction		
	Att.	Eff.	Shots	TF	FB	LD	Tot.
7 on 6 (GK out)	2	0%	0/2	0	0/1	0/0	0/1
6 on 6 (GK out)	1	0%	0/0	1	0/0	0/0	0/0
5 on 6 (GK out)	1	100%	1/1	0	0/0	0/0	0/0
6 on 6	62	8%	5/26	36			
6 on 5	4	0%	0/3	1			
5 on 6	2	0%	0/0	2			

Player superiority / GK out counted at the end of attack (in case it changes during attack)

Defense with superiority / minority / goalkeeper out

	Attack				Reaction		
	Att.	Eff.	Shots	TF	FB	LD	Tot.
7 on 6 (GK out)	1	0%	0/1	0	0/0	0/0	0/0
6 on 6 (GK out)	2	50%	1/2	0	0/0	0/0	0/0
6 on 6	63	71%	45/57	6			
5 on 6	1	0%	0/1	0			
6 on 5	4	50%	2/3	1			
6 on 4	1	100%	1/1	0			

Numbers show attacking numbers of opponent. Lower efficiency of opponent means better defense of this team

Jersey number Tot. Total shooting 6m 6m (line) shooting 9m 9m shooting Wng Wing shooting FB Fastbreak sh. 7m 7m penalty sh.
 Brk. Breakthrough sh. LD Long distance sh. As. Assists PC Pass clear chance E7 Earned 7m pen. TF Technical faults St. Steals
 2m 2m punishments C7. Committed 7m E2 Earned 2m pun. YC. Yellow cards R/B Red/Blue cards Blk. Blocks S Starting Line-up



10th Men's Youth (U19) World Championship

Croatia

Group B, 2. round



Match Team Statistics

Match No. 19

New Zealand 6 - 49 Hungary

(2 - 26) (4 - 23)

4.8.2023. 13:30

Attendance: 100

Arena Varaždin

Referees: Mariana Garcia (ARG) / Heidy Elsaied (EGY)

Shot distribution by player

2 H. Pringot

	0/1	
1/1	0/1	1/1

1 post 1 block

4 E. Clarke

	0/1	

1 post

6 K. Robertson

0/1	0/1	

1 miss.

8 J. Bruce-Campbell

	0/1	

1 miss.

9 J. Barham

0/1		

11 D. Tsiaprazis

13 J. Whittaker

	0/1	
1/1		
1/1	0/1	

1 post 1 miss. 1 block

14 K. Edmonds

16 E. Dalwood

1 post 1 miss.

20 Z. Kuwasaki

0/1		

1 miss.

24 R. Jarvis

30 P. Leaupepe

0/2		0/2
1/1		

42 P. Pringot

1/1	0/1	
0/1		0/1

2 miss. 1 block

44 Y.

Medvecky-Wolkenhauer

TOTAL

1/3	0/2	
1/4	0/2	0/3
3/4	0/4	1/1

4 post 7 miss. 3 block

Saves distribution goalkeepers

23 S. Schirnack

0/5	2/4	0/3
1/6		1/3
2/12	1/2	1/11

31 R. Prasad

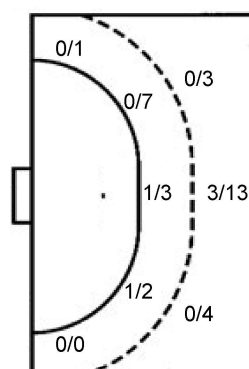
0/1		1/2
1/3		0/1
0/1	1/2	0/4

TOTAL

0/6	2/4	1/5
2/9		1/4
2/13	2/4	1/15

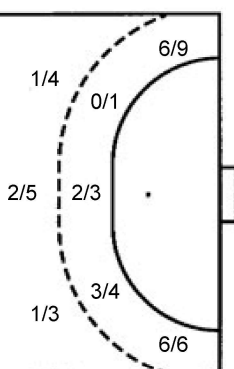
Shots by position

ATTACK



7m penalties 0/0
Fastbreak 0/0
Breakthrough 1/4
Long dist. 0/0

DEFENSE



7m penalties 1/1
Fastbreak 20/22
Breakthrough 7/9
Long dist. 0/1

Shooting statistics

Position	Goals	Sav.	Miss.	Post	Blk.	Total	%
Back (9m)	3	8	5	1	3	20	15
Line (6m)	2	6	2	2	0	12	17
Wing	0	1	0	0	0	1	0
7m penalties	0	0	0	0	0	0	0
Fastbreak	0	0	0	0	0	0	0
Breakthrough	1	2	0	1	0	4	25
Total	6	17	7	4	3	37	16

Jersey number Tot. Total shooting 6m 6m (line) shooting 9m 9m shooting Wng Wing shooting FB Fastbreak sh. 7m 7m penalty sh.
Brk. Breakthrough sh. LD Long distance sh. As. Assists PC Pass clear chance E7 Earned 7m pen. TF Technical faults St. Steals
2m 2m punishments C7. Committed 7m E2 Earned 2m pun. YC. Yellow cards R/B Red/Blue cards Blk. Blocks S Starting Line-up

Handball statistics and livescore by Toma-soft ltd (www.toma-soft.hr)



10th Men's Youth (U19) World Championship

Croatia

Group B, 2. round



Match Team Statistics

Match No. 19

New Zealand 6 - 49 Hungary

(2 - 26) (4 - 23)

4.8.2023. 13:30

Attendance: 100

Arena Varaždin

Referees: Mariana Garcia (ARG) / Heidy Elsaied (EGY)

Hungary

#	Surname and name	S	Goals / shots							Attack					Def.			Penalties				TP							
			Tot.	%	9m	6m	Wing	7m	FB	Brk.	LD	As.	PC	E7	E2	TF	St.	C7	Blk	YC	2m		R	B					
1	LOVISTYEK László																												
7	TERJÉK Roland	S	8/11	73		0/1	4/4			4/5					0/1	1			1	1	1								29:13
10	CZABULA Máté Huba		1/2	50			0/1									3	1							1				30:00	
16	RADVÁNSZKI Attila	S														5				1								59:31	
17	CSÖRGÖ Kristóf	S	4/4	100					1/1	2/2	1/1					1	1			1	1							18:49	
20	KATHI Sándor		5/7	71	2/4					2/2	1/1					3	1					2						30:00	
21	FERCSIK Dániel		5/5	100				2/2		3/3						2				1				1				26:41	
26	NAGY Adám	S	2/4	50	0/2					1/1	1/1					6		1	1			2						29:39	
34	SZÚCS Balázs		5/6	83				2/2		3/4										2	2							29:09	
46	BALOGH Dániel		3/7	43	2/5					1/1	0/1					1				1			2					27:44	
54	BALOGH Botond		3/4	75		2/3				1/1						1	1					2						35:23	
68	TÖRÖK-VIDA Zsombor	S	4/5	80		3/4				1/1						1								1				33:41	
77	KOVÁCS Tamás		2/2	100				1/1								3						1	1					11:46	
79	HERMANN Hunor	S	4/5	80	0/1			1/1		1/1	2/2					2				1								29:07	
88	MOLNÁR Robin	S	3/5	60				2/4		1/1																		19:15	
90	TÓTH Levente		0/1	0							0/1																	10:02	
Team / bench																													
UKUPNO			49/68	72	4/12	5/8	12/15	1/1	20/22	7/9	0/1					27	6	1	2	7	15	0	3	1	2	0	0		

#	Surname and name	Saves / shots							LD	
		Tot.	%	9m	6m	Wing	7m	FB		Brk.
1	LOVISTYEK László									
16	RADVÁNSZKI Attila	17/23	74	8/11	6/8	1/1			2/3	
TOTAL		17/23	74	8/11	6/8	1/1	0/0	2/0	2/3	0/0

Coach: Akos Kis

Number of attacks: 72, Efficiency: 68%, Average Duration: 16.47 seconds

Attack by type of defense

	Shots	9m	6m	Wing	TF	E7	E2
On def. 6-0	28/41	4/11	5/7	12/14	7	1	2
Fastbreak	20/22				0	0	0

Defense by type

	Total	9m	6m	Wing	Stl.	C7	2m
Def. 6-0	6/37	3/20	2/12	0/1	15	0	0
Fastbreak	0/0				0	0	2

Attack with superiority / minority / goalkeeper out

	Attack				Reaction		
	Att.	Eff.	Shots	TF	FB	LD	Tot.
7 on 6 (GK out)	1	0%	0/1	0	0/0	0/0	0/0
6 on 6 (GK out)	2	50%	1/2	0	0/0	0/0	0/0
6 on 6	63	71%	45/57	6			
5 on 6	1	0%	0/1	0			
6 on 5	4	50%	2/3	1			
6 on 4	1	100%	1/1	0			

Player superiority / GK out counted at the end of attack (in case it changes during attack)

Defense with superiority / minority / goalkeeper out

	Attack				Reaction		
	Att.	Eff.	Shots	TF	FB	LD	Tot.
7 on 6 (GK out)	2	0%	0/2	0	0/1	0/0	0/1
6 on 6 (GK out)	1	0%	0/0	1	0/0	0/0	0/0
5 on 6 (GK out)	1	100%	1/1	0	0/0	0/0	0/0
6 on 6	62	8%	5/26	36			
6 on 5	4	0%	0/3	1			
5 on 6	2	0%	0/0	2			

Numbers show attacking numbers of opponent. Lower efficiency of opponent means better defense of this team

Jersey number Tot. Total shooting 6m 6m (line) shooting 9m 9m shooting Wng Wing shooting FB Fastbreak sh. 7m 7m penalty sh.
 Brk. Breakthrough sh. LD Long distance sh. As. Assists PC Pass clear chance E7 Earned 7m pen. TF Technical faults St. Steals
 2m 2m punishments C7 Committed 7m E2 Earned 2m pun. YC Yellow cards R/B Red/Blue cards Blk. Blocks S Starting Line-up



10th Men's Youth (U19) World Championship

Croatia

Group B, 2. round



Match Team Statistics

Match No. 19

New Zealand 6 - 49 Hungary

(2 - 26) (4 - 23)

4.8.2023. 13:30

Attendance: 100

Arena Varaždin

Referees: Mariana Garcia (ARG) / Heidy Elsaied (EGY)

Shot distribution by player

7 R. Terjék	10 M. Czabula	17 K. Csörgő	20 S. Kathi	21 D. Fercsik	26 Á. Nagy	34 B. Szűcs
1/1	1/2		1/1	1/1 1/1	1/1	1/1
			2/2			1/2
4/4 0/1 2/3		2/2 2/2	1/1 1/1	1/1 1/1	0/1 1/1	2/2 1/1
1 post			2 miss.		1 miss.	
46 D. Balogh	54 B. Balogh	68 Z. Török-Vida	77 T. Kovács	79 H. Hermann	88 R. Molnár	90 L. Tóth
1/1 0/1		1/1	1/1		2/2	
2/2		1/1	1/1	1/1		0/1
	1/1 2/2	0/1 2/2		1/1 2/2	0/1 1/1	
1 post 2 miss.					1 post	

TOTAL

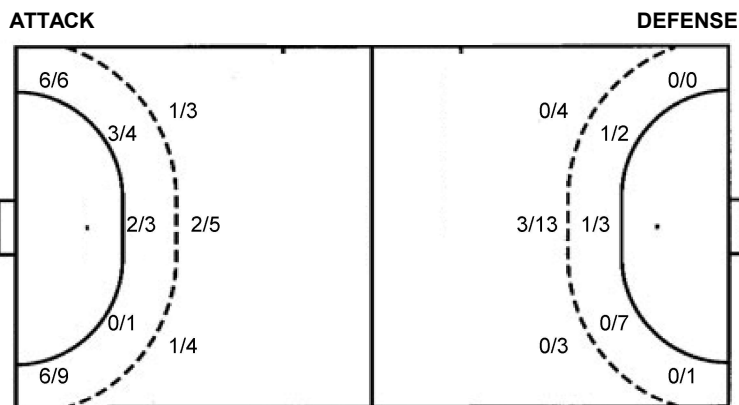
6/6	2/4	4/5
7/9		3/4
11/13	2/4	14/15

3 post 5 miss.

Saves distribution goalkeepers

1 L. Lovistyek	16 A. Radvánszki	TOTAL
	2/3 2/2	2/3 2/2
	3/4 2/2 3/3	3/4 2/2 3/3
	1/4 4/4 0/1	1/4 4/4 0/1

Shots by position



7m penalties 1/1
Fastbreak 20/22
Breakthrough 7/9
Long dist. 0/1

7m penalties 0/0
Fastbreak 0/0
Breakthrough 1/4
Long dist. 0/0

Shooting statistics

Position	Goals	Sav.	Miss.	Post	Blk.	Total	%
Back (9m)	4	2	5	1	0	12	33
Line (6m)	5	3	0	0	0	8	63
Wing	12	2	0	1	0	15	80
7m penalties	1	0	0	0	0	1	100
Fastbreak	20	2	0	0	0	22	91
Breakthrough	7	2	0	0	0	9	78
Total	49	11	5	2	0	67	73

Jersey number Tot. Total shooting 6m 6m (line) shooting 9m 9m shooting Wng Wing shooting FB Fastbreak sh. 7m 7m penalty sh.
Brk. Breakthrough sh. LD Long distance sh. As. Assists PC Pass clear chance E7 Earned 7m pen. TF Technical faults St. Steals
2m 2m punishments C7. Committed 7m E2 Earned 2m pun. YC. Yellow cards R/B Red/Blue cards Blk. Blocks S Starting Line-up

Handball statistics and livescore by Toma-soft ltd (www.toma-soft.hr)



10th Men's Youth (U19) World Championship

Croatia

Group B, 2. round



Match Team Statistics

Match No. 19

New Zealand 6 - 49 Hungary

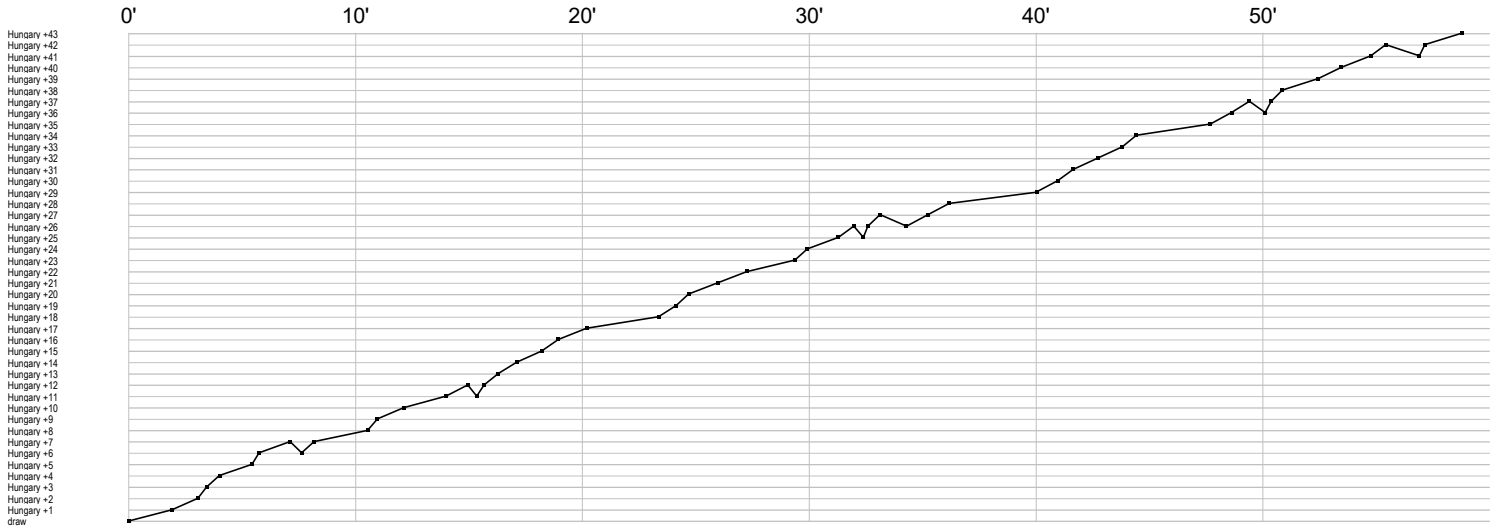
(2 - 26) (4 - 23)

4.8.2023. 13:30

Attendance: 100

Arena Varaždin

Referees: Mariana Garcia (ARG) / Heidy Elsaied (EGY)



New Zealand

2 Pringot H		g t	t p t p t f		f a	p b t f p		t	g f t
4 Clarke E				f	t			f p	t t
6 Robertson K				f				f	f
8 Bruce-Campbell	f	t	t2c		f t t t				
9 Barham J							t f t		
11 Tsiaprazis D									
13 Whittaker J		f	g	t	t		t f t p	t f i t f f g t	
14 Edmonds K									
16 Dalwood E		f	t				f		
20 Kuwasaki Z	t		t			f t	f		
23 Schirmack S	s r r r r r r	r r s	r r r	s s r r r r r r r	r s	r r r		r r r s r r	r r r r r r s r r r r r i
24 Jarvis R							t		
30 Leaupepe P		t	f	f			g f	f	
31 Prasad R					r s r	s r r r r r r	r r s	f	
42 Pringot P	t t	p t	f		f	p t	p g f a f	b t	t f
44 Medvecky-Wol		t	2						

Hungary

1 Lovistyeck L									
7 Terjék R	f g	g i f	g f	bag	g	g	g	t g	
10 Czabula M							b a a	a	pg 2
16 Radvánszki A	s	r s	s r s	sa a	s	a	a s	r a r s s s t s	s s s s s s r s r
17 Csörgő K	g	a g t p	g	b g					
20 Kathi S							g	a f	g a b g f g b g a p
21 Fercsik D					y t	g g p p	gg		g
26 Nagy Á	f a b a	g a i e a	a	f	ba		g		
34 Szűcs B								t f	g g b g t g g b
46 Balogh D							x f	f b	g f g f a g x
54 Balogh B	pb		g b	g a					g f
68 Török-Vida Z					b f g	g g g	a	2	
77 Kovács T									g x a b g a
79 Hermann H	g g		t a a	g		g f			
88 Molnár R			f	f g	g g				
90 Tóth L					f	b			

In game	g Goal scored	f Missed shot	a Assist	t Technical faults	b Steal
2 2min suspension	e Earned 7m	c Committed 7m	y Yellow card	r Red Card	k Blue card
i Earned 2min.	x Block	4 4min suspension	p Pass for clear chance	s Saved shot	r Received goal