



10th Men's Youth (U19) World Championship

Croatia

Group H, 1. round



Match Team Statistics

Match No. 16

Faroe Islands 53 - 21 Burundi

(30 - 8) (23 - 13)

2.8.2023. 19:00

Attendance:

Marino Cvetković Hall

Referees: Renata Correa (BRA) / Bruna Correa (BRA)

Faroe Islands

#	Surname and name	S	Goals / shots							Attack					Def.			Penalties				TP										
			Tot.	%	9m	6m	Wing	7m	FB	Brk.	LD	As.	PC	E7	E2	TF	St.	C7	Blk	YC	2m		R	B								
2	JOHNSON Tróndur		7/11	64	3/5	1/1				3/5			2			2	1															22:50
4	NATTESTAD Sofus Selvindi		2/5	40		1/1	0/3		1/1				1	1	1	1															19:56	
9	SEYER Rói Hjaltason	S	2/6	33		0/1	2/4		0/1				1				2														22:40	
10	GAARD OLSEN Óla Jákup		9/11	82	1/1	1/3	3/3			4/4						1															28:45	
12	JOENSEN Leivur																														38:17	
20	EGHOLM Jákup		5/7	71			2/4		3/3				2	2																	17:24	
21	POULSEN Búi		3/5	60	2/4	1/1						4	4			5	2		2												40:59	
22	LACOK Aleksandar	S										1	1																		20:45	
32	FRIDRIKSSON Tóki		1/3	33		1/3								1				1	1	1		1									39:21	
39	ZISKASON Rókur	S	1/3	33	0/1					1/2		1	1			1	2														19:01	
44	GAARD Niklas	S	4/6	67		1/1	2/4		1/1																						37:56	
45	HÁVARDSSON Trúgví		3/5	60		0/1				3/4		3	1		1	5	2														32:08	
47	VEDELSBOL Isak	S	2/4	50	0/1	2/3										2															22:49	
76	HOJSTED Hogni	S	3/4	75		2/2				1/2		3						2													33:36	
78	MITTUN Oli	S	11/12	92	1/1	1/2		6/6	1/1	2/2		4	2	1	1	3	2														23:33	
	Team / bench																															
	UKUPNO		53/82	65	7/13	11/19	9/18	6/6	6/7	14/19	0/0	16	11	6	5	20	15	1	3	0	1	0	0									

Goalkeepers		Saves / shots									
#	Surname and name	Tot.	%	9m	6m	Wing	7m	FB	Brk.	LD	
12	JOENSEN Leivur	9/24	38	4/9	1/9		1/1	1/2	1/2	1/1	
22	LACOK Aleksandar	8/13	62	3/3	3/7	0/0	1/1	1/2	2/3		
	TOTAL	17/37	46	7/12	4/16	0/0	1/1	1/2	3/5	1/1	

Coach: Hjalti Mohr Jacobsen

Number of attacks: 98, Efficiency: 54%, Average Duration: 19.56 seconds

Attack by type of defense

	Shots	9m	6m	Wing	TF	E7	E2
On def. 6-0	12/21	1/2	4/5	3/8	11	2	1
On def. 5-1	10/20	4/7	2/5	3/6	3	2	2
On def. 4-2	16/22	2/4	2/3	3/4	6	2	2
Fastbreak	6/7				0	0	0

Defense by type

	Total	9m	6m	Wing	Stl.	C7	2m
Def. 6-0	13/38	3/21	8/12	0/1	12	0	0
Def. 5-1	4/7	2/4	2/2	0/0	2	0	0
Def. 4-2	0/0	0/0	0/0	0/0	1	1	0
Fastbreak	1/2				0	0	1

Attack with superiority / minority / goalkeeper out

	Attack				Reaction		
	Att.	Eff.	Shots	TF	FB	LD	Tot.
6 on 6 (GK out)	4	25%	1/2	2	0/0	1/2	1/2
6 on 6	80	50%	40/62	18			
6 on 5	9	100%	9/9	0			
6 on 4	5	60%	3/5	0			

Player superiority / GK out counted at the end of attack (in case it changes during attack)

Defense with superiority / minority / goalkeeper out

	Attack				Reaction		
	Att.	Eff.	Shots	TF	FB	LD	Tot.
6 on 6	81	25%	20/43	38			
5 on 6	6	0%	0/1	5			
4 on 6	5	0%	0/2	3			
6 on 5	4	25%	1/3	1			

Numbers show attacking numbers of opponent. Lower efficiency of opponent means better defense of this team

Jersey number Tot. Total shooting 6m 6m (line) shooting 9m 9m shooting Wng Wing shooting FB Fastbreak sh. 7m 7m penalty sh.
 Brk. Breakthrough sh. LD Long distance sh. As. Assists PC Pass clear chance E7 Earned 7m pen. TF Technical faults St. Steals
 2m 2m punishments C7. Committed 7m E2 Earned 2m pun. YC. Yellow cards R/B Red/Blue cards Blk. Blocks S Starting Line-up



10th Men's Youth (U19) World Championship

Croatia

Group H, 1. round



Match Team Statistics

Match No. 16

Faroe Islands 53 - 21 Burundi

(30 - 8) (23 - 13)

2.8.2023. 19:00

Attendance:

Marino Cvetković Hall

Referees: Renata Correa (BRA) / Bruna Correa (BRA)

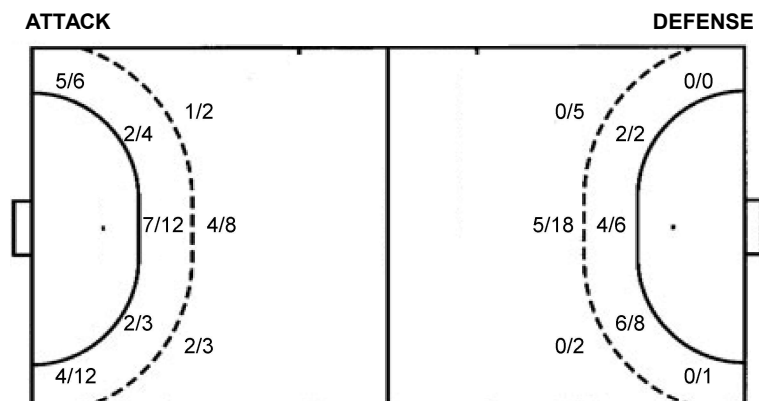
Shot distribution by player

2 T. Johnsson 1/1 0/1 2/4 2/2 1/1 1/2	4 S. Nattestad 1/2 1/1 1 post 1 miss.	9 R. Seyer 0/1 2/2 0/1 1 post 1 miss.	10 Ó. Gaard Olsen 3/3 0/1 0/1 4/4 2/2	20 J. Egholm 1/1 0/1 0/1 1/1 1/1 2/2 lob	21 B. Poulsen 0/1 2/2 1/1 1 post	32 T. Fridriksson 1/2 0/1
39 R. Ziskason 1/1 1 post 1 miss.	44 N. Gaard 1/1 1/1 1/1 0/2 1/1	45 T. Hávardsson 0/1 2/2 0/1 1/1 lob	47 Í. Vedelsbol 0/1 0/1 2/2	76 H. Hojsted 1/1 0/1 2/2	78 O. Mittun 3/3 1/1 1/1 1/2 1/1	TOTAL 4/5 7/10 3/4 7/11 1/8 3/5 14/15 8/9 3/5 4 post 3 miss. 3/3 lob

Saves distribution goalkeepers

12 L. Joensen 0/1 1/1 0/3 0/3 2/2 1/4 0/2 2/3 3/4	22 A. Lacok 2/3 2/5 1/1 3/4	TOTAL 0/1 3/4 0/3 2/8 3/3 4/8 0/2 2/3 3/4
---	--	---

Shots by position



7m penalties 6/6
Fastbreak 6/7
Breakthrough 14/19
Long dist. 0/0

7m penalties 0/1
Fastbreak 1/2
Breakthrough 2/5
Long dist. 1/2

Shooting statistics

Position	Goals	Sav.	Miss.	Post	Blk.	Total	%
Back (9m)	7	4	0	2	0	13	54
Line (6m)	11	7	0	1	0	19	58
Wing	9	6	2	1	0	18	50
7m penalties	6	0	0	0	0	6	100
Fastbreak	6	1	0	0	0	7	86
Breakthrough	14	4	1	0	0	19	74
Total	53	22	3	4	0	82	65

Jersey number Tot. Total shooting 6m 6m (line) shooting 9m 9m shooting Wng Wing shooting FB Fastbreak sh. 7m 7m penalty sh.
Brk. Breakthrough sh. LD Long distance sh. As. Assists PC Pass clear chance E7 Earned 7m pen. TF Technical faults St. Steals
2m 2m punishments C7. Committed 7m E2 Earned 2m pun. YC. Yellow cards R/B Red/Blue cards Blk. Blocks S Starting Line-up



10th Men's Youth (U19) World Championship

Croatia

Group H, 1. round



Match Team Statistics

Match No. 16

Faroe Islands 53 - 21 Burundi

(30 - 8) (23 - 13)

2.8.2023. 19:00

Attendance:

Marino Cvetković Hall

Referees: Renata Correa (BRA) / Bruna Correa (BRA)

Burundi

Players		Goals / shots									Attack					Def.			Penalties			TP		
#	Surname and name	S	Tot.	%	9m	6m	Wing	7m	FB	Brk.	LD	As.	PC	E7	E2	TF	St.	C7	Blk	YC	2m		R	B
1	ERIC ODON Nimubona																							
2	ALEX BENJAMIN Ingabire	S										1				2								60:00
4	BERNARD Arakaza	S	3/11	27	0/4	1/1	0/1	0/1	1/1	1/3		5	1	1	1	10	2	2				2		46:59
5	HOLLY Ciza	S	2/2	100		2/2						1				1						1		29:04
6	BERALDIN Girineza															2								27:36
7	FERDINAND Kamaro	S	4/11	36	2/7	2/4						1				7	2	1				1		47:11
8	ERIC Gahimbare															1		1				2		14:49
9	KEVIN Irumva	S														3	1							32:05
10	DANIEL Karakura	S	2/3	67		1/2					1/1					7	1							41:12
11	LEANDRE Mugisha		1/3	33		1/2					0/1						1							26:02
14	BENIN Ndayiragije	S	6/13	46	3/9	2/2				1/2		2	4			7	1							54:15
15	ELIE Cobatesa		1/7	14	0/5	1/1			0/1			1				7		1						25:52
20	JEAN BELLY Karikurubu		2/2	100		2/2						1											1	14:55
	Team / bench																					1		
	UKUPNO		21/52	40	5/25	12/16	0/1	0/1	1/2	2/5	1/2	12	5	1	1	47	8	6	0	1	6	1	0	

Goalkeepers		Saves / shots								
#	Surname and name	Tot.	%	9m	6m	Wing	7m	FB	Brk.	LD
1	ERIC ODON Nimubona									
2	ALEX BENJAMIN Ingabire	22/75	29	4/11	7/18	6/15	0/6	1/7	4/18	
	TOTAL	22/75	29	4/11	7/18	6/15	0/6	2/7	4/18	0/0

Coach: Nimubona Floribert

Number of attacks: 96, Efficiency: 22%, Average Duration: 17.48 seconds

Attack by type of defense

	Shots	9m	6m	Wing	TF	E7	E2
On def. 6-0	13/38	3/21	8/12	0/1	38	0	0
On def. 5-1	4/7	2/4	2/2	0/0	6	0	0
On def. 4-2	0/0	0/0	0/0	0/0	3	1	1
Fastbreak	1/2				0	0	0

Defense by type

	Total	9m	6m	Wing	Stl.	C7	2m
Def. 6-0	12/21	1/2	4/5	3/8	4	2	0
Def. 5-1	10/20	4/7	2/5	3/6	2	2	0
Def. 4-2	16/22	2/4	2/3	3/4	2	2	0
Fastbreak	6/7				0	0	6

Attack with superiority / minority / goalkeeper out

	Attack				Reaction		
	Att.	Eff.	Shots	TF	FB	LD	Tot.
6 on 6	81	25%	20/43	38			
5 on 6	6	0%	0/1	5			
4 on 6	5	0%	0/2	3			
6 on 5	4	25%	1/3	1			

Player superiority / GK out counted at the end of attack (in case it changes during attack)

Defense with superiority / minority / goalkeeper out

	Attack				Reaction		
	Att.	Eff.	Shots	TF	FB	LD	Tot.
6 on 6 (GK out)	4	25%	1/2	2	0/0	1/2	1/2
6 on 6	80	50%	40/62	18			
6 on 5	9	100%	9/9	0			
6 on 4	5	60%	3/5	0			

Numbers show attacking numbers of opponent. Lower efficiency of opponent means better defense of this team

Jersey number Tot. Total shooting 6m 6m (line) shooting 9m 9m shooting Wng Wing shooting FB Fastbreak sh. 7m 7m penalty sh.
 Brk. Breakthrough sh. LD Long distance sh. As. Assists PC Pass clear chance E7 Earned 7m pen. TF Technical faults St. Steals
 2m 2m punishments C7. Committed 7m E2 Earned 2m pun. YC. Yellow cards R/B Red/Blue cards Blk. Blocks S Starting Line-up



10th Men's Youth (U19) World Championship

Croatia

Group H, 1. round



Match Team Statistics

Match No. 16

Faroe Islands 53 - 21 Burundi

(30 - 8) (23 - 13)

2.8.2023. 19:00

Attendance:

Marino Cvetković Hall

Referees: Renata Correa (BRA) / Bruna Correa (BRA)

Shot distribution by player

4 A. Bernard

1/1	0/1	
2/3		0/2

4 miss.

5 C. Holly

		1/1
1/1		

6 G. Beraldin

7 K. Ferdinand

	0/1	1/1
		2/3
	0/1	1/1

1 post 1 miss. 2 block

8 G. Eric

9 I. Kevin

10 K. Daniel

	1/1	
	1/2	

11 M. Leandre

	0/1	1/1
		0/1

14 N. Benin

	0/1	1/1
1/2		1/1
2/2		0/1

3 miss. 1 block 1/1 lob

15 C. Elie

1/1	0/1	0/1
	0/1	0/1

2 miss.

20 K. Jean Belly

1/1		
	1/1	

TOTAL

1/1	1/4	3/3
6/8	1/4	4/8
2/2	1/3	1/4

1 post 10 miss. 3 block 1/1 lob

Saves distribution goalkeepers

1 N. Eric Odon

2 I. Alex Benjamin

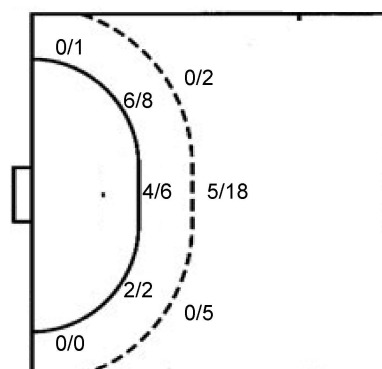
1/5	3/10	1/4
4/11	7/8	2/5
1/15	1/9	2/5

TOTAL

1/5	3/10	1/4
4/11	7/8	2/5
1/15	1/9	2/5

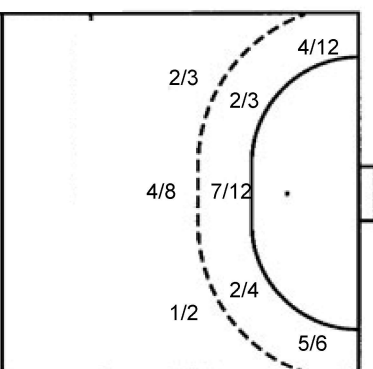
Shots by position

ATTACK



7m penalties 0/1
Fastbreak 1/2
Breakthrough 2/5
Long dist. 1/2

DEFENSE



7m penalties 6/6
Fastbreak 6/7
Breakthrough 14/19
Long dist. 0/0

Shooting statistics

Position	Goals	Sav.	Miss.	Post	Blk.	Total	%
Back (9m)	5	7	9	1	3	25	20
Line (6m)	12	4	0	0	0	16	75
Wing	0	0	1	0	0	1	0
7m penalties	0	1	0	0	0	1	0
Fastbreak	1	1	0	0	0	2	50
Breakthrough	2	3	0	0	0	5	40
Total	20	16	10	1	3	50	40

Jersey number Tot. Total shooting 6m 6m (line) shooting 9m 9m shooting Wng Wing shooting FB Fastbreak sh. 7m 7m penalty sh.
Brk. Breakthrough sh. LD Long distance sh. As. Assists PC Pass clear chance E7 Earned 7m pen. TF Technical faults St. Steals
2m 2m punishments C7. Committed 7m E2 Earned 2m pun. YC. Yellow cards R/B Red/Blue cards Blk. Blocks S Starting Line-up

Handball statistics and livescore by Toma-soft ltd (www.toma-soft.hr)

