



10th Men's Youth (U19) World Championship

Croatia

Group F, 1. round



Match Team Statistics

Match No. 11

Norway 27 - 25 North Macedonia

(11 - 9) (16 - 16)

2.8.2023. 17:30

Attendance: 628

Center Zamet

Referees: Ramesh Thiyagarajah (GER) / Suresh Thiyagarajah (GER)

Norway

| Players | | Goals / shots | | | | | | | | | Attack | | | | | Def. | | | Penalties | | | | TP | | |
|--------------|--------------------------------|---------------|-------|-----|-----|-----|------|-----|-----|------|--------|-----|----|----|----|------|-----|----|-----------|----|----|---|----|--|-------|
| # | Surname and name | S | Tot. | % | 9m | 6m | Wing | 7m | FB | Brk. | LD | As. | PC | E7 | E2 | TF | St. | C7 | Blk | YC | 2m | R | B | | |
| 3 | IVERSEN Kasper Bjanes | S | 4/6 | 67 | | 2/2 | 0/1 | | | 2/3 | | | | | 1 | | | | | | | | | | 57:48 |
| 5 | NIELSEN Henrik Hestbek | | 3/10 | 30 | 0/1 | 0/1 | | | | 3/8 | | 6 | 1 | | | 2 | 1 | | | | | | | | 42:09 |
| 7 | HAGENES Ola Matre | | | | | | | | | | | | | | | | | | | | | | | | |
| 9 | BERGE Emre Christoffer | | | | | | | | | | | 2 | | | | 2 | | | | | | | | | 13:18 |
| 11 | HOLTER Jens | | 2/2 | 100 | | 1/1 | | | 1/1 | | | | | 1 | | | | | | | | | | | 9:55 |
| 12 | REIERSEN Sebastian | | | | | | | | | | | | | | | | | | | | | | | | 0:20 |
| 13 | LID Lasse Sunde | S | 2/3 | 67 | 2/3 | | | | | | | 3 | 3 | | 1 | 7 | | 1 | | | | | | | 48:11 |
| 16 | SYVERTSEN Oscar Larsen | S | | | | | | | | | | | | | | | | | | | | | | | 57:27 |
| 18 | JOHANSSON-KJELLEROD Jonas Lars | | 1/1 | 100 | | 1/1 | | | | | | | | | | | | | | | | | | | 18:41 |
| 21 | SOLOST Eirik Kulvedrosten | | | | | | | | | | | | | | | | | | | | | | | | |
| 24 | OFTEDAL Andreas Hansen | | | | | | | | | | | | | | | | | | | | | | | | |
| 25 | SOLHEIM Mikkel | | 3/4 | 75 | 1/1 | 1/1 | | | | 1/2 | | 4 | 1 | 1 | 3 | 4 | | | | | | | | | 52:37 |
| 26 | TYSNES Endre | S | | | | | | | | | | | | | | | | | | | | | | | 5:34 |
| 35 | OLSETH Marius | S | 9/9 | 100 | | | 4/4 | 3/3 | 1/1 | | 1/1 | | | | | 1 | 1 | | | | | | | | 59:23 |
| 42 | WALLEVIK Karl Edvard | S | 3/3 | 100 | | 3/3 | | | | | | 1 | | | 1 | 1 | 2 | 2 | 1 | | | | | | 38:26 |
| 55 | GRAN Lars | S | | | | | | | | | | | | | | 2 | | | | | | | | | 15:20 |
| Team / bench | | | | | | | | | | | | | | | | | | | | | | | | | |
| UKUPNO | | | 27/38 | 71 | 3/5 | 8/9 | 4/5 | 3/3 | 4/5 | 4/10 | 1/1 | 16 | 5 | 3 | 5 | 19 | 5 | 3 | 1 | 0 | 3 | 0 | 0 | | |

| Goalkeepers | | Saves / shots | | | | | | | | |
|-------------|------------------------|---------------|----|-----|------|------|-----|-----|------|-----|
| # | Surname and name | Tot. | % | 9m | 6m | Wing | 7m | FB | Brk. | LD |
| 12 | REIERSEN Sebastian | 0/1 | 0 | | | | 0/1 | | | |
| 16 | SYVERTSEN Oscar Larsen | 5/29 | 17 | 0/4 | 2/10 | 0/1 | 0/2 | 1/1 | 2/11 | |
| TOTAL | | 5/30 | 17 | 0/4 | 2/10 | 0/1 | 0/3 | 1/1 | 2/11 | 0/0 |

Coach:

Number of attacks: 56, Efficiency: 48%, Average Duration: 26.60 seconds

Attack by type of defense

| | Shots | 9m | 6m | Wing | TF | E7 | E2 |
|----------------|-------|-----|-----|------|----|----|----|
| On def. 6-0 | 14/20 | 2/3 | 7/8 | 3/4 | 14 | 2 | 5 |
| On def. 4-2 | 3/5 | 1/2 | 1/1 | 0/0 | 4 | 0 | 0 |
| On def. 3-3 | 0/1 | 0/0 | 0/0 | 0/0 | 1 | 1 | 0 |
| On def. press. | 1/1 | 0/0 | 0/0 | 0/0 | 0 | 0 | 0 |
| Fastbreak | 4/5 | | | | 0 | 0 | 0 |

Defense by type

| | Total | 9m | 6m | Wing | Stl. | C7 | 2m |
|-----------|-------|-----|------|------|------|----|----|
| Def. 6-0 | 20/32 | 4/8 | 7/10 | 1/3 | 5 | 3 | 0 |
| Fastbreak | 0/1 | | | | 0 | 0 | 3 |

Defense with superiority / minority / goalkeeper out

| | Attack | | | | Reaction | | |
|-----------------|--------|------|-------|----|----------|-----|------|
| | Att. | Eff. | Shots | TF | FB | LD | Tot. |
| 7 on 6 (GK out) | 6 | 67% | 4/4 | 2 | 1/2 | 0/0 | 1/2 |
| 6 on 6 (GK out) | 6 | 50% | 3/4 | 2 | 0/0 | 0/0 | 0/0 |
| 6 on 6 | 35 | 40% | 14/23 | 12 | | | |
| 5 on 6 | 3 | 0% | 0/1 | 2 | | | |
| 6 on 5 (GK out) | 1 | 100% | 1/1 | 0 | 0/0 | 0/0 | 0/0 |
| 6 on 5 | 5 | 60% | 3/4 | 1 | | | |

Numbers show attacking numbers of opponent. Lower efficiency of opponent means better defense of this team

Attack with superiority / minority / goalkeeper out

| | Attack | | | | Reaction | | |
|-----------------|--------|------|-------|----|----------|-----|------|
| | Att. | Eff. | Shots | TF | FB | LD | Tot. |
| 7 on 6 (GK out) | 3 | 67% | 2/2 | 1 | 0/0 | 0/0 | 0/0 |
| 6 on 6 (GK out) | 4 | 100% | 4/4 | 0 | 0/0 | 0/0 | 0/0 |
| 6 on 6 | 31 | 45% | 14/20 | 11 | | | |
| 6 on 5 | 16 | 44% | 7/10 | 6 | | | |
| 6 on 4 | 1 | 0% | 0/0 | 1 | | | |
| 5 on 6 | 1 | 0% | 0/1 | 0 | | | |

Player superiority / GK out counted at the end of attack (in case it changes during attack)

Jersey number Tot. Total shooting 6m 6m (line) shooting 9m 9m shooting Wng Wing shooting FB Fastbreak sh. 7m 7m penalty sh.
 Brk. Breakthrough sh. LD Long distance sh. As. Assists PC Pass clear chance E7 Earned 7m pen. TF Technical faults St. Steals
 2m 2m punishments C7. Committed 7m E2 Earned 2m pun. YC. Yellow cards R/B Red/Blue cards Blk. Blocks S Starting Line-up



10th Men's Youth (U19) World Championship

Croatia

Group F, 1. round



Match Team Statistics

Match No. 11

Norway 27 - 25 North Macedonia

(11 - 9) (16 - 16)

2.8.2023. 17:30

Attendance: 628

Center Zamet

Referees: Ramesh Thiyagarajah (GER) / Suresh Thiyagarajah (GER)

Shot distribution by player

3 K. Iversen

| | | |
|-----|--|-----|
| 1/1 | | 1/1 |
| | | |
| 2/3 | | |

1 post

5 H. Nielsen

| | | |
|-----|-----|-----|
| | 0/1 | 1/1 |
| 0/1 | | 1/2 |
| 1/1 | | 0/1 |

1 post 2 miss.

7 O. Hagenes

| | | |
|--|--|--|
| | | |
| | | |
| | | |

9 E. Berge

| | | |
|--|--|--|
| | | |
| | | |
| | | |

11 J. Holter

| | | |
|-----|--|-----|
| | | |
| | | 1/1 |
| 1/1 | | |

13 L. Lid

| | | |
|--|--|-----|
| | | |
| | | |
| | | 2/2 |

1 block

18 J. Johansson-Kjellerod

| | | |
|-----|--|--|
| | | |
| | | |
| 1/1 | | |

21 E. Solost

| | | |
|--|--|--|
| | | |
| | | |
| | | |

24 A. Oftedal

| | | |
|--|--|--|
| | | |
| | | |
| | | |

25 M. Solheim

| | | |
|-----|--|-----|
| 1/1 | | |
| | | 0/1 |
| 1/1 | | 1/1 |

26 E. Tysnes

| | | |
|--|--|--|
| | | |
| | | |
| | | |

35 M. Olseth

| | | |
|-----|-----|-----|
| | | 1/1 |
| | 1/1 | |
| 2/2 | 2/2 | 2/2 |

1/1 lob

42 K. Wallevik

| | | |
|-----|--|-----|
| | | |
| 1/1 | | 1/1 |
| 1/1 | | |

55 L. Gran

| | | |
|--|--|--|
| | | |
| | | |
| | | |

TOTAL

| | | |
|------|-----|-----|
| 2/2 | 0/1 | 3/3 |
| 1/2 | 1/1 | 3/5 |
| 9/10 | 2/2 | 5/6 |

2 post 2 miss. 1 block 1/1 lob

Saves distribution goalkeepers

12 S. Reiersen

| | | |
|-----|--|--|
| | | |
| | | |
| 0/1 | | |

16 O. Syvertsen

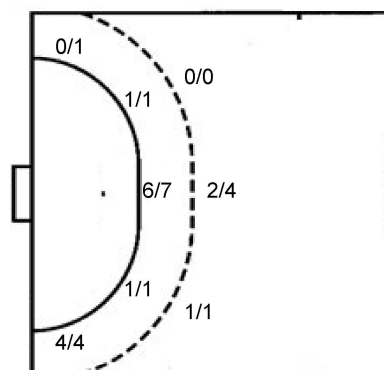
| | | |
|-----|-----|------|
| 0/1 | 0/1 | 0/1 |
| 1/2 | | 1/10 |
| 0/6 | 2/3 | 1/5 |

TOTAL

| | | |
|-----|-----|------|
| 0/1 | 0/1 | 0/1 |
| 1/2 | | 1/10 |
| 0/7 | 2/3 | 1/5 |

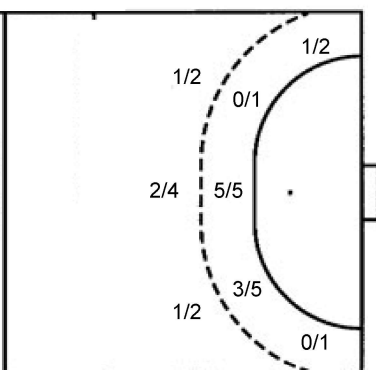
Shots by position

ATTACK



| | |
|--------------|------|
| 7m penalties | 3/3 |
| Fastbreak | 4/5 |
| Breakthrough | 4/10 |
| Long dist. | 1/1 |

DEFENSE



| | |
|--------------|------|
| 7m penalties | 3/3 |
| Fastbreak | 0/1 |
| Breakthrough | 9/12 |
| Long dist. | 0/0 |

Shooting statistics

| Position | Goals | Sav. | Miss. | Post | Blk. | Total | % |
|--------------|-----------|----------|----------|----------|----------|-----------|-----------|
| Back (9m) | 3 | 0 | 1 | 0 | 1 | 5 | 60 |
| Line (6m) | 8 | 0 | 1 | 0 | 0 | 9 | 89 |
| Wing | 4 | 1 | 0 | 0 | 0 | 5 | 80 |
| 7m penalties | 3 | 0 | 0 | 0 | 0 | 3 | 100 |
| Fastbreak | 4 | 0 | 0 | 1 | 0 | 5 | 80 |
| Breakthrough | 4 | 5 | 0 | 1 | 0 | 10 | 40 |
| Total | 26 | 6 | 2 | 2 | 1 | 37 | 70 |

Jersey number Tot. Total shooting 6m 6m (line) shooting 9m 9m shooting Wng Wing shooting FB Fastbreak sh. 7m 7m penalty sh.
 Brk. Breakthrough sh. LD Long distance sh. As. Assists PC Pass clear chance E7 Earned 7m pen. TF Technical faults St. Steals
 2m 2m punishments C7. Committed 7m E2 Earned 2m pun. YC. Yellow cards R/B Red/Blue cards Blk. Blocks S Starting Line-up

Handball statistics and livescore by Toma-soft ltd (www.toma-soft.hr)



10th Men's Youth (U19) World Championship

Croatia

Group F, 1. round



Match Team Statistics

Match No. 11

Norway 27 - 25 North Macedonia

(11 - 9) (16 - 16)

2.8.2023. 17:30

Attendance: 628

Center Zamet

Referees: Ramesh Thiyagarajah (GER) / Suresh Thiyagarajah (GER)

North Macedonia

| # | Surname and name | S | Goals / shots | | | | | | | | Attack | | | | | Def. | | | Penalties | | | TP | | | | | |
|----|-----------------------|---|---------------|-----|-----|------|------|-----|-----|------|--------|-----|----|----|----|------|-----|----|-----------|----|----|----|---|---|---|-------|-------|
| | | | Tot. | % | 9m | 6m | Wing | 7m | FB | Brk. | LD | As. | PC | E7 | E2 | TF | St. | C7 | Blk | YC | 2m | | R | B | | | |
| 1 | BRESTOVAC David | | | | | | | | | | | | | | | | | | | | | | | | | 17:30 | |
| 2 | STOJANOVSKI Mario | | 1/2 | 50 | | | | 1/2 | | | | | | | | | | | | | | | | | 1 | | 55:19 |
| 3 | SUBASHEVSKI Damjan | S | | | | | | | | | | | | | | 1 | | | | | | | | | | | 11:57 |
| 4 | MIHAJLOVIKJ Dejan | | | | | | | | | | | | | | | | | | | | | | | | | | |
| 6 | RISTEVSKI Samoil | | 2/2 | 100 | | 2/2 | | | | | | | | | | | 1 | | | | | | | 1 | | | 28:02 |
| 10 | BELISTOJANOVSKI Nenad | | 1/3 | 33 | 0/1 | 1/1 | | | 0/1 | | | | | | | | 1 | | | | | | | | | | 12:27 |
| 12 | GALEVSKI Ivan | S | | | | | | | | | | | | | | | | | | | | | | | | | 34:02 |
| 13 | SHULESKI Slavcho | | | | | | | | | | | | | | 1 | | 1 | | | | | | | | | | 5:10 |
| 18 | UZUNCHEV Todor | | | | | | | | | | | | | | | | | | | | | | | | | | 2:37 |
| 20 | DIMKOVSKI Tomislav | S | 2/5 | 40 | 0/1 | 1/2 | | | | 1/2 | | | | 4 | 2 | 1 | 1 | 3 | 1 | 1 | | | | 1 | | | 43:54 |
| 21 | PETKOVSKI Aleksandar | S | 2/3 | 67 | | | 0/1 | 2/2 | | | | | | 1 | | | | 2 | 2 | | | | | | | | 46:25 |
| 25 | KARASMANAKIS Valentin | S | 2/3 | 67 | | 2/3 | | | | | | | | | 1 | | | 2 | 1 | 1 | 1 | 1 | 2 | | | | 43:12 |
| 30 | DIMEVSKI David | | 2/2 | 100 | 1/1 | | | | | 1/1 | | | | | | | | 3 | 1 | | | | | | | | 12:22 |
| 31 | MITEV Damjan | | 3/3 | 100 | 2/2 | | | | | 1/1 | | | | 2 | | | 1 | | | | | | | 1 | | | 16:29 |
| 33 | STOJANOVSKI Andrej | S | 3/6 | 50 | 1/3 | 1/2 | | | | 1/1 | | | | 2 | 1 | | | | | | | | | | | | 40:10 |
| 44 | KALAJDZIESKI Mirche | S | 7/9 | 78 | | 1/1 | | | 1/1 | | | | | 3 | 1 | 1 | 1 | 5 | | 1 | | | | | | | 47:58 |
| | Team / bench | | | | | | | | | | | | | | | | | 1 | | | | | 1 | 1 | 2 | | |
| | UKUPNO | | 25/38 | 66 | 4/8 | 8/11 | 1/3 | 3/3 | 0/1 | 9/12 | 0/0 | | | 12 | 5 | 3 | 3 | 19 | 6 | 3 | 1 | 2 | 7 | 2 | 0 | | |

| # | Surname and name | Saves / shots | | | | | | | | |
|----|------------------|---------------|----|-----|-----|------|-----|-----|------|-----|
| | | Tot. | % | 9m | 6m | Wing | 7m | FB | Brk. | LD |
| 1 | BRESTOVAC David | 3/13 | 23 | 0/1 | 0/2 | 0/1 | 0/1 | 0/3 | 3/5 | |
| 12 | GALEVSKI Ivan | 3/19 | 16 | 0/2 | 0/6 | 1/4 | 0/2 | 0/1 | 2/4 | |
| | TOTAL | 6/32 | 19 | 0/3 | 0/8 | 1/5 | 0/3 | 1/4 | 5/9 | 0/0 |

Coach: Radoslav Stojanovikj

Number of attacks: 56, Efficiency: 45%, Average Duration: 38.85 seconds

Attack by type of defense

| | Shots | 9m | 6m | Wing | TF | E7 | E2 |
|-------------|-------|-----|------|------|----|----|----|
| On def. 6-0 | 20/32 | 4/8 | 7/10 | 1/3 | 19 | 3 | 3 |
| Fastbreak | 0/1 | | | | 0 | 0 | 0 |

Defense by type

| | Total | 9m | 6m | Wing | Stl. | C7 | 2m |
|-------------|-------|-----|-----|------|------|----|----|
| Def. 6-0 | 14/20 | 2/3 | 7/8 | 3/4 | 3 | 2 | 0 |
| Def. 4-2 | 3/5 | 1/2 | 1/1 | 0/0 | 3 | 0 | 0 |
| Def. 3-3 | 0/1 | 0/0 | 0/0 | 0/0 | 0 | 1 | 0 |
| Def. press. | 1/1 | 0/0 | 0/0 | 0/0 | 0 | 0 | 0 |
| Fastbreak | 4/5 | | | | 0 | 0 | 7 |

Attack with superiority / minority / goalkeeper out

| | Attack | | | | Reaction | | |
|-----------------|--------|------|-------|----|----------|-----|------|
| | Att. | Eff. | Shots | TF | FB | LD | Tot. |
| 7 on 6 (GK out) | 6 | 67% | 4/4 | 2 | 1/2 | 0/0 | 1/2 |
| 6 on 6 (GK out) | 6 | 50% | 3/4 | 2 | 0/0 | 0/0 | 0/0 |
| 6 on 6 | 35 | 40% | 14/23 | 12 | | | |
| 5 on 6 | 3 | 0% | 0/1 | 2 | | | |
| 6 on 5 (GK out) | 1 | 100% | 1/1 | 0 | 0/0 | 0/0 | 0/0 |
| 6 on 5 | 5 | 60% | 3/4 | 1 | | | |

Player superiority / GK out counted at the end of attack (in case it changes during attack)

Defense with superiority / minority / goalkeeper out

| | Attack | | | | Reaction | | |
|-----------------|--------|------|-------|----|----------|-----|------|
| | Att. | Eff. | Shots | TF | FB | LD | Tot. |
| 7 on 6 (GK out) | 3 | 67% | 2/2 | 1 | 0/0 | 0/0 | 0/0 |
| 6 on 6 (GK out) | 4 | 100% | 4/4 | 0 | 0/0 | 0/0 | 0/0 |
| 6 on 6 | 31 | 45% | 14/20 | 11 | | | |
| 6 on 5 | 16 | 44% | 7/10 | 6 | | | |
| 6 on 4 | 1 | 0% | 0/0 | 1 | | | |
| 5 on 6 | 1 | 0% | 0/1 | 0 | | | |

Numbers show attacking numbers of opponent. Lower efficiency of opponent means better defense of this team

Jersey number Tot. Total shooting 6m 6m (line) shooting 9m 9m shooting Wng Wing shooting FB Fastbreak sh. 7m 7m penalty sh.
 Brk. Breakthrough sh. LD Long distance sh. As. Assists PC Pass clear chance E7 Earned 7m pen. TF Technical faults St. Steals
 2m 2m punishments C7. Committed 7m E2 Earned 2m pun. YC. Yellow cards R/B Red/Blue cards Blk. Blocks S Starting Line-up



10th Men's Youth (U19) World Championship

Croatia

Group F, 1. round



Match Team Statistics

Match No. 11

Norway 27 - 25 North Macedonia

(11 - 9) (16 - 16)

2.8.2023. 17:30

Attendance: 628

Center Zamet

Referees: Ramesh Thiyagarajah (GER) / Suresh Thiyagarajah (GER)

Shot distribution by player

2 M. Stojanovski

| | | |
|--|--|-----|
| | | |
| | | |
| | | 1/1 |

1 post

3 D. Subashevski

| | | |
|--|--|--|
| | | |
| | | |
| | | |

4 D. Mihajlovikj

| | | |
|--|--|--|
| | | |
| | | |
| | | |

6 S. Risteovski

| | | |
|-----|--|-----|
| 1/1 | | |
| | | 1/1 |
| | | |

10 N. Belistojanovski

| | | |
|-----|--|-----|
| | | |
| 0/1 | | |
| | | 1/1 |

1 post

13 S. Shuleski

| | | |
|--|--|--|
| | | |
| | | |
| | | |

18 T. Uzunchev

| | | |
|--|--|--|
| | | |
| | | |
| | | |

20 T. Dimkovski

| | | |
|--|--|-----|
| | | |
| | | 2/3 |
| | | |

2 miss.

21 A. Petkovski

| | | |
|-----|-----|--|
| | 1/1 | |
| | | |
| 1/1 | | |

1 miss.

25 V. Karasmanakis

| | | |
|-----|-----|-----|
| | | |
| | | 1/1 |
| 1/1 | 0/1 | |

30 D. Dimevski

| | | |
|-----|--|--|
| | | |
| | | |
| 2/2 | | |

31 D. Mitev

| | | |
|-----|--|-----|
| | | 1/1 |
| | | 1/1 |
| 1/1 | | |

33 A. Stojanovski

| | | |
|-----|--|-----|
| | | |
| 1/1 | | 1/1 |
| | | 1/1 |

1 post 1 miss. 1 block

44 M. Kalajdjieski

| | | |
|-----|-----|-----|
| | | |
| | | 3/3 |
| 2/2 | 1/2 | 1/2 |

TOTAL

| | | |
|-----|-----|------|
| 1/1 | 1/1 | 1/1 |
| 1/2 | | 9/10 |
| 7/7 | 1/3 | 4/5 |

3 post 4 miss. 1 block

Saves distribution goalkeepers

1 D. Brestovac

| | | |
|-----|-----|-----|
| | 1/1 | 0/2 |
| 1/1 | | 1/4 |
| 0/3 | 0/1 | 0/1 |

12 I. Galevski

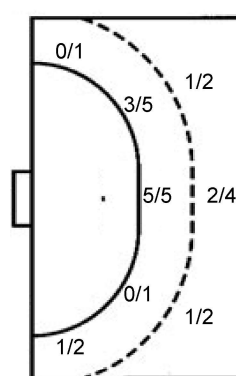
| | | |
|-----|-----|-----|
| 0/2 | | 0/1 |
| 0/1 | | 1/1 |
| 1/7 | 0/1 | 1/5 |

TOTAL

| | | |
|------|-----|-----|
| 0/2 | 1/1 | 0/3 |
| 1/2 | | 2/5 |
| 1/10 | 0/2 | 1/6 |

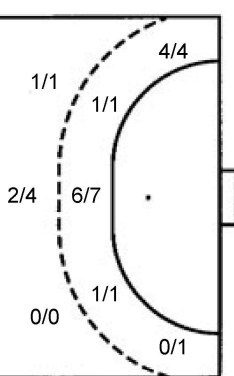
Shots by position

ATTACK



7m penalties 3/3
Fastbreak 0/1
Breakthrough 9/12
Long dist. 0/0

DEFENSE



7m penalties 3/3
Fastbreak 4/5
Breakthrough 4/10
Long dist. 1/1

Shooting statistics

| Position | Goals | Sav. | Miss. | Post | Blk. | Total | % |
|--------------|-----------|----------|----------|----------|----------|-----------|-----------|
| Back (9m) | 4 | 0 | 2 | 1 | 1 | 8 | 50 |
| Line (6m) | 8 | 2 | 0 | 1 | 0 | 11 | 73 |
| Wing | 1 | 0 | 1 | 1 | 0 | 3 | 33 |
| 7m penalties | 3 | 0 | 0 | 0 | 0 | 3 | 100 |
| Fastbreak | 0 | 1 | 0 | 0 | 0 | 1 | 0 |
| Breakthrough | 9 | 2 | 1 | 0 | 0 | 12 | 75 |
| Total | 25 | 5 | 4 | 3 | 1 | 38 | 66 |

Jersey number Tot. Total shooting 6m 6m (line) shooting 9m 9m shooting Wng Wing shooting FB Fastbreak sh. 7m 7m penalty sh.
Brk. Breakthrough sh. LD Long distance sh. As. Assists PC Pass clear chance E7 Earned 7m pen. TF Technical faults St. Steals
2m 2m punishments C7. Committed 7m E2 Earned 2m pun. YC. Yellow cards R/B Red/Blue cards Blk. Blocks S Starting Line-up

Handball statistics and livescore by Toma-soft ltd (www.toma-soft.hr)



10th Men's Youth (U19) World Championship

Croatia

Group F, 1. round



Match Team Statistics

Match No. 11

Norway 27 - 25 North Macedonia

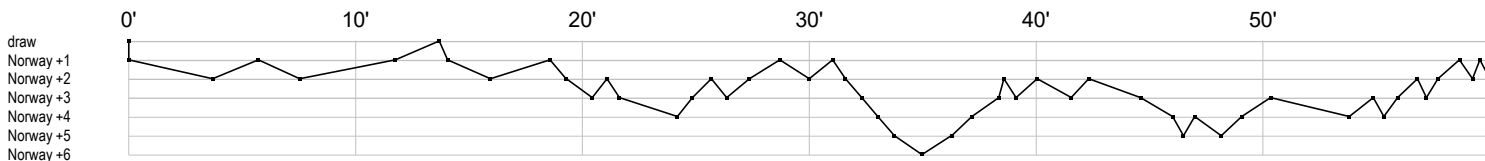
(11 - 9) (16 - 16)

2.8.2023. 17:30

Attendance: 628

Center Zamet

Referees: Ramesh Thiyagarajah (GER) / Suresh Thiyagarajah (GER)



Norway

| | | | | | | | | | | | |
|------------------|--|----|---|---|----|----|---|---|----|---|---|
| 3 Iversen K | | f | g | e | g | bg | g | f | | | |
| 5 Nielsen H | | ba | f | t | f | f | a | a | f | p | 2 |
| 7 Hagenes O | | | | | | | | | | | |
| 9 Berge E | | | 2 | | a | t | | | | a | t |
| 11 Holter J | | | | | | g | e | g | | | |
| 12 Reiersen S | | | | | | | | r | | | |
| 13 Lid L | | t | a | t | t | i | a | p | t | | |
| 16 Syvertsen O | | s | r | s | sr | r | r | r | r | r | r |
| 18 Johansson-Kje | | | | | | | | | | | g |
| 21 Solost E | | | | | | | | | | | |
| 24 Oftedal A | | | | | | | | | | | |
| 25 Solheim M | | a | g | | ie | t | t | p | ai | a | i |
| 26 Tysnes E | | | | | | | | | | | |
| 35 Olseth M | | g | | t | g | | g | g | | g | g |
| 42 Wallevik K | | | i | | t | | c | x | g | | |
| 55 Gran L | | | | | t | | | | | | |

North Macedonia

| | | | | | | | | | | | | | | | | | |
|--------------------|--|---|---|---|----|----|---|---|---|---|---|---|----|---|---|---|----|
| 1 Brestovac D | | | | | | sr | r | r | r | r | s | | sr | r | r | r | r |
| 2 Stojanovski M | | | 2 | | | | f | | g | | | | | | | | |
| 3 Subashevski | | | | | | | | | | | | | | | | | |
| 4 Mihajlovikj D | | | | | | | | | | | | | | | | | |
| 6 Ristevski S | | | | | | | | | | g | 2 | | | | b | | |
| 10 Belistojanovski | | f | | | t | | | | | | | | | | | | f |
| 12 Galevski I | | r | | r | | r | | r | r | r | s | r | | | | r | r |
| 13 Shuleski S | | | | | | | | | | | | | | e | t | | |
| 18 Uzunchev T | | | | | | | | | | | | | | | | | |
| 20 Dimkovski T | | | f | | f | | a | 2 | | t | e | t | g | | a | | ac |
| 21 Petkovski A | | | | b | | | | | | | t | a | | | t | p | g |
| 25 Karasmanakis | | y | 2 | | 2c | | | | | | | | | t | f | g | |
| 30 Dimevski D | | | | | | | | | | | | | | | | | g |
| 31 Mitev D | | | | | | | 2 | | | | | | | | | | g |
| 33 Stojanovski A | | | g | f | | g | | | | f | p | | | | f | a | g |
| 44 Kalajdieski M | | | f | | f | g | t | g | | i | a | c | g | g | a | | g |

| | | | | | |
|-------------------|---------------|-------------------|-------------------------|--------------------|-----------------|
| In game | g Goal scored | f Missed shot | a Assist | t Technical faults | b Steal |
| 2 2min suspension | e Earned 7m | c Committed 7m | y Yellow card | r Red Card | k Blue card |
| i Earned 2min. | x Block | 4 4min suspension | p Pass for clear chance | s Saved shot | r Received goal |