



10th Men's Youth (U19) World Championship

Croatia

Final Round, Finals



Match Team Statistics

Match No. 116

Spain 28 - 23 Denmark

(13 - 14) (15 - 9)

13.8.2023. 20:00

Attendance: 950

Arena Varaždin

Referees: Yann Carmaux (FRA) / Julien Mursch (FRA)

Spain

#	Surname and name	S	Goals / shots							Attack					Def.			Penalties			TP							
			Tot.	%	9m	6m	Wing	7m	FB	Brk.	LD	As.	PC	E7	E2	TF	St.	C7	Blk	YC		2m	R	B				
2	OCANA MATAS Carlos																											
3	CASTILLO OLIVERAS Ferran	S	7/13	54	0/1	1/2				6/10					1													27:05
4	AJA GÁRATE Jokin																											1:28
6	CIKUSA I JELICIC Djordje	S	2/3	67	0/1				1/1	1/1				1													40:05	
7	ROMERO HOLGUIN Víctor	S	5/11	45		5/11																					56:32	
8	HERRERO POLVOROSA Pablo																											12:45
9	CONDE ALCARAZ Ezequiel																											
10	BARRUFET TORREBEJANO Ian	S	0/1	0																								35:35
11	PISONERO CARTUJO Alejandro		3/7	43	0/2					3/5					2	3												29:54
12	PEREZ MENDEZ Alvaro	S													1													58:13
13	GUIJARRO MORENO Pablo																											21:06
15	CIKUSA I JELICIC Petar	S	4/8	50	0/1				1/1	3/6				6	7	2	1	4	2									41:59
16	AMORES HERNANDEZ Pol																											0:09
17	ARZOZ AZOFRA Iosu		1/1	100		1/1										1												36:46
18	GONZÁLEZ MOLCITI Xavier	S	6/8	75		3/4	2/3		1/1																			47:00
19	DELGADO MOLINA Alberto		0/1	0		0/1																						11:23
	Team / bench																											
	UKUPNO		28/53	53	0/5	7/14	3/5	2/3	2/2	14/23	0/1			12	10	3	2	17	7	1	2	1	2	0	0			

#	Surname and name	Saves / shots								
		Tot.	%	9m	6m	Wing	7m	FB	Brk.	LD
12	PEREZ MENDEZ Alvaro	12/35	34	5/13	1/4	1/2		2/5	3/11	
16	AMORES HERNANDEZ Pol	1/1	100				1/1			
	TOTAL	13/36	36	5/13	1/4	1/2	1/1	2/5	3/11	0/0

Coach: Javier Fernández López

Number of attacks: 68, Efficiency: 41%, Average Duration: 27.87 seconds

Attack by type of defense

	Shots	9m	6m	Wing	TF	E7	E2
On def. 6-0	5/5	0/0	1/1	0/0	2	2	0
On def. 5-1	17/39	0/5	6/13	3/5	15	1	2
Fastbreak	2/2				0	0	0

Defense by type

	Total	9m	6m	Wing	Stl.	C7	2m
Def. 6-0	6/8	1/2	2/2	0/1	1	0	0
Def. 5-1	13/28	7/18	1/2	0/0	6	1	0
Fastbreak	3/5				0	0	2

Attack with superiority / minority / goalkeeper out

	Attack				Reaction		
	Att.	Eff.	Shots	TF	FB	LD	Tot.
7 on 6 (GK out)	1	0%	0/0	1	1/1	0/0	1/1
6 on 6 (GK out)	4	25%	1/3	1	0/0	0/0	0/0
6 on 6	59	41%	24/44	15			
6 on 5	4	75%	3/4	0			

Player superiority / GK out counted at the end of attack (in case it changes during attack)

Defense with superiority / minority / goalkeeper out

	Attack				Reaction		
	Att.	Eff.	Shots	TF	FB	LD	Tot.
7 on 6 (GK out)	3	33%	1/1	2	0/0	0/0	0/0
6 on 6 (GK out)	2	50%	1/1	1	0/0	0/0	0/0
6 on 6	58	36%	21/36	22			
6 on 5	3	0%	0/1	2			

Numbers show attacking numbers of opponent. Lower efficiency of opponent means better defense of this team

Jersey number Tot. Total shooting 6m 6m (line) shooting 9m 9m shooting Wng Wing shooting FB Fastbreak sh. 7m 7m penalty sh.
 Brk. Breakthrough sh. LD Long distance sh. As. Assists PC Pass clear chance E7 Earned 7m pen. TF Technical faults St. Steals
 2m 2m punishments C7. Committed 7m E2 Earned 2m pun. YC. Yellow cards R/B Red/Blue cards Blk. Blocks S Starting Line-up



10th Men's Youth (U19) World Championship

Croatia

Final Round, Finals



Match Team Statistics

Match No. 116

Spain 28 - 23 Denmark

(13 - 14) (15 - 9)

13.8.2023. 20:00

Attendance: 950

Arena Varaždin

Referees: Yann Carmaux (FRA) / Julien Mursch (FRA)

Shot distribution by player

2 C. Ocana Matas

3 F. Castillo Oliveras

1/1		1/2
0/1		1/2
	3/4	1/2

1 miss.

4 J. Aja Gárate

6 D. Cikusa I Jelcic

		1/1
	0/1	
		1/1

7 V. Romero Holguin

	0/1	
2/2		1/2
	1/1	1/2

2 post 0/1 lob

8 P. Herrero Polvorosa

9 E. Conde Alcaraz

10 I. Barrufet Torrebejano

1 miss.

11 A. Pisonero Cartujo

1/1	0/2	
1/1	0/1	
1/1		

1 post

13 P. Guijarro Moreno

15 P. Cikusa I Jelcic

		2/3
1/1	0/1	
0/1		1/1

1 post

17 I. Arzoz Azofra

1/1		

18 X. González Unciti

1/1		
2/2	1/2	2/3

19 A. Delgado Molina

		0/1

TOTAL

3/3	0/3	4/7
4/5	0/3	2/4
4/5	5/7	6/9

4 post 2 miss. 0/1 lob

Saves distribution goalkeepers

12 A. Perez Mendez

1/6	1/2	1/1
3/5	5/5	0/2
1/6	0/1	0/6

16 P. Amores Hernandez

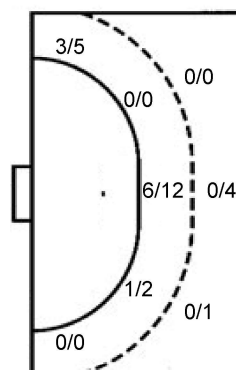
1/1		

TOTAL

1/6	1/2	1/1
4/6	5/5	0/2
1/6	0/1	0/6

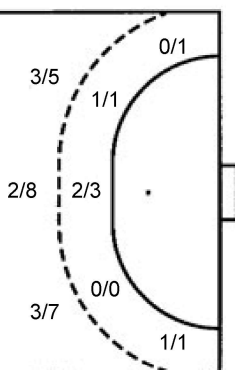
Shots by position

ATTACK



7m penalties 2/3
Fastbreak 2/2
Breakthrough 14/23
Long dist. 0/1

DEFENSE



7m penalties 0/1
Fastbreak 3/5
Breakthrough 8/11
Long dist. 0/0

Shooting statistics

Position	Goals	Sav.	Miss.	Post	Blk.	Total	%
Back (9m)	0	5	0	0	0	5	0
Line (6m)	7	5	0	2	0	14	50
Wing	3	2	0	0	0	5	60
7m penalties	2	1	0	0	0	3	67
Fastbreak	2	0	0	0	0	2	100
Breakthrough	14	6	1	2	0	23	61
Total	28	19	1	4	0	52	54

Jersey number Tot. Total shooting 6m 6m (line) shooting 9m 9m shooting Wng Wing shooting FB Fastbreak sh. 7m 7m penalty sh.
Brk. Breakthrough sh. LD Long distance sh. As. Assists PC Pass clear chance E7 Earned 7m pen. TF Technical faults St. Steals
2m 2m punishments C7. Committed 7m E2 Earned 2m pun. YC. Yellow cards R/B Red/Blue cards Blk. Blocks S Starting Line-up

Handball statistics and livescore by Toma-soft ltd (www.toma-soft.hr)



10th Men's Youth (U19) World Championship

Croatia

Final Round, Finals



Match Team Statistics

Match No. 116

Spain 28 - 23 Denmark

(13 - 14) (15 - 9)

13.8.2023. 20:00

Attendance: 950

Arena Varaždin

Referees: Yann Carmaux (FRA) / Julien Mursch (FRA)

Denmark

#	Surname and name	S	Goals / shots								Attack				Def.			Penalties			TP									
			Tot.	%	9m	6m	Wing	7m	FB	Brk.	LD	As.	PC	E7	E2	TF	St.	C7	Blk	YC		2m	R	B						
2	BJERGFELT Mads		3/5	60	2/4										1														31:02	
3	SCHMIDT Tobias Gregers	S																											7:07	
4	NIELSEN Noah Moller Dahl																												18:04	
5	TOMBAK Tobias	S	2/4	50	0/2	1/1								1															23:10	
6	LARSSON Nikolaj Risbjerg		3/5	60	1/3										1														24:22	
7	VILHELMSEN Lasse Sunesen	S	5/10	50	2/5	1/1									2														35:35	
8	PEDERSEN Kasper Teglgaard																												19:01	
10	PEDERSEN Frederik Emil	S	6/11	55	3/5										2	1													47:31	
11	LAURIDSEN Mads Aarhus	S	3/3	100																									42:40	
12	EICHHORST Malte Julius Johnsson																												14:41	
15	DALBY William Enoch	S	0/2	0																									39:06	
16	LUNDORF Simon Meinby	S																											43:44	
21	OVERBY Silas																												1:32	
25	DAHLGAARD Morten Kaalund		1/2	50		1/2																							38:26	
32	TONNESEN Emil Oxenvad		0/1	0	0/1																								16:55	
34	JAGERUM Frederik Reinholdt																												17:04	
	Team / bench																													
	UKUPNO		23/43	53	8/20	3/4	1/2	0/1	3/5	8/11	0/0				4	4	1	2	27	3	3	0	0	2	0	0				

#	Surname and name	Saves / shots								
		Tot.	%	9m	6m	Wing	7m	FB	Brk.	LD
12	EICHHORST Malte Julius Johnsson	6/15	40	1/1	1/2	1/3	0/1	0/1	3/7	
16	LUNDORF Simon Meinby	13/32	41	4/4	4/10	1/2	1/2	0/1	3/13	
	TOTAL	19/47	40	5/5	5/12	2/5	1/3	2/2	6/20	0/0

Coach: Simon Scholer Raadahl Sorensen

Number of attacks: 66, Efficiency: 35%, Average Duration: 25.45 seconds

Attack by type of defense

	Shots	9m	6m	Wing	TF	E7	E2
On def. 6-0	6/8	1/2	2/2	0/1	3	0	0
On def. 5-1	13/28	7/18	1/2	0/0	24	1	2
Fastbreak	3/5				0	0	0

Defense by type

	Total	9m	6m	Wing	Stl.	C7	2m
Def. 6-0	5/5	0/0	1/1	0/0	1	2	0
Def. 5-1	17/39	0/5	6/13	3/5	2	1	0
Fastbreak	2/2				0	0	2

Attack with superiority / minority / goalkeeper out

	Attack				Reaction		
	Att.	Eff.	Shots	TF	FB	LD	Tot.
7 on 6 (GK out)	3	33%	1/1	2	0/0	0/0	0/0
6 on 6 (GK out)	2	50%	1/1	1	0/0	0/0	0/0
6 on 6	58	36%	21/36	22			
6 on 5	3	0%	0/1	2			

Player superiority / GK out counted at the end of attack (in case it changes during attack)

Defense with superiority / minority / goalkeeper out

	Attack				Reaction		
	Att.	Eff.	Shots	TF	FB	LD	Tot.
7 on 6 (GK out)	1	0%	0/0	1	1/1	0/0	1/1
6 on 6 (GK out)	4	25%	1/3	1	0/0	0/0	0/0
6 on 6	59	41%	24/44	15			
6 on 5	4	75%	3/4	0			

Numbers show attacking numbers of opponent. Lower efficiency of opponent means better defense of this team

Jersey number Tot. Total shooting 6m 6m (line) shooting 9m 9m shooting Wng Wing shooting FB Fastbreak sh. 7m 7m penalty sh.
 Brk. Breakthrough sh. LD Long distance sh. As. Assists PC Pass clear chance E7 Earned 7m pen. TF Technical faults St. Steals
 2m 2m punishments C7. Committed 7m E2 Earned 2m pun. YC. Yellow cards R/B Red/Blue cards Blk. Blocks S Starting Line-up



10th Men's Youth (U19) World Championship

Croatia

Final Round, Finals



Match Team Statistics

Match No. 116

Spain 28 - 23 Denmark

(13 - 14) (15 - 9)

13.8.2023. 20:00

Attendance: 950

Arena Varaždin

Referees: Yann Carmaux (FRA) / Julien Mursch (FRA)

Shot distribution by player

2 M. Bjergfelt	3 T. Schmidt	4 N. Nielsen	5 T. Tombak	6 N. Larsson	7 L. Vilhelmsen	8 K. Pedersen
1/1 1/1 1/1			1/2	1/1	1/2	
2 miss.			1 miss.	1 miss.	1 miss. 2 block 1/1 lob	
10 F. Pedersen	11 M. Lauridsen	15 W. Dalby	21 S. Overby	25 M. Dahlgaard	32 E. Tonnesen	34 F. Jagerum
1/1 0/1	2/2 1/1	0/1		1/1 0/1	0/1	
0/1 0/3 2/2		0/1				
1/1 2/2						

TOTAL

5/6	1/2	0/1
2/6	0/5	2/2
5/6	1/1	6/6

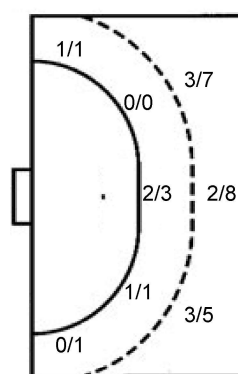
5 miss. 2 block 1/1 lob

Saves distribution goalkeepers

12 M. Eichhorst	16 S. Lundorf	TOTAL
0/2 2/2	0/1 1/1 3/7	0/3 3/3 3/7
1/1	0/4 3/3 2/4	1/5 3/3 2/4
0/2 2/4 1/4	1/3 0/3 2/5	1/5 2/7 3/9

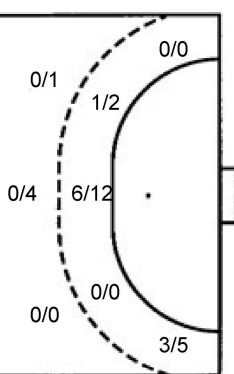
Shots by position

ATTACK



7m penalties 0/1
Fastbreak 3/5
Breakthrough 8/11
Long dist. 0/0

DEFENSE



7m penalties 2/3
Fastbreak 2/2
Breakthrough 14/23
Long dist. 0/1

Shooting statistics

Position	Goals	Sav.	Miss.	Post	Blk.	Total	%
Back (9m)	8	5	5	0	2	20	40
Line (6m)	3	1	0	0	0	4	75
Wing	1	1	0	0	0	2	50
7m penalties	0	1	0	0	0	1	0
Fastbreak	3	2	0	0	0	5	60
Breakthrough	8	3	0	0	0	11	73
Total	23	13	5	0	2	43	53

Jersey number Tot. Total shooting 6m 6m (line) shooting 9m 9m shooting Wng Wing shooting FB Fastbreak sh. 7m 7m penalty sh.
Brk. Breakthrough sh. LD Long distance sh. As. Assists PC Pass clear chance E7 Earned 7m pen. TF Technical faults St. Steals
2m 2m punishments C7. Committed 7m E2 Earned 2m pun. YC. Yellow cards R/B Red/Blue cards Blk. Blocks S Starting Line-up

Handball statistics and livescore by Toma-soft ltd (www.toma-soft.hr)

