



# 10th Men's Youth (U19) World Championship

Croatia

Final Round, 5-6. place



Match Team Statistics

Match No. 114

## Germany 31 - 27 Portugal

(17 - 12) (14 - 15)

13.8.2023. 15:00

Attendance: 300

Arena Varaždin

Referees: Kristof Altmar (HUN) / Marton Horvath (HUN)

### Germany

Players		Goals / shots									Attack					Def.			Penalties			TP			
#	Surname and name	S	Tot.	%	9m	6m	Wing	7m	FB	Brk.	LD	As.	PC	E7	E2	TF	St.	C7	Blk	YC	2m		R	B	
1	BUCHELE Marc Julian																								9:02
2	GÖMMELE Tim	S	3/5	60			2/2		1/3																20:43
3	ANSELM Torsten		1/7	14	1/3	0/1				0/3		2				3									18:06
4	FUNKE Kay	S	1/1	100					1/1																12:33
5	GÜNTHER Max		3/5	60			1/2	1/2	1/1						1										39:17
6	HAAKE Fritz	S	1/3	33	0/1					1/2		4	1	1		5	1								37:31
7	BATTERMANN Ben Connor		10/11	91	8/9					2/2		1	2			4	1		1						43:57
8	GÖTTLER Felix		0/2	0	0/1					0/1															5:40
9	SIEMER Marvin	S	8/10	80		1/1	4/5	0/1	2/2	1/1						1	2								48:53
10	SCHLEY Nicholas														1		1					2			12:09
12	HÖLER Frederik	S										2	1												48:43
13	PREUßNER Anton	S	1/2	50						1/2		1			1	3		1				1			19:51
14	BERTL Vinzent														1										3:01
15	LEIS Krischa		1/4	25	0/2		0/1			1/1		2	1	2	1			1							17:22
18	SCHMIDT Jan		2/2	100		2/2									3				1						50:04
20	HERTZFELD Tim	S										2													33:08
	Team / bench																								
	UKUPNO		31/52	60	9/16	3/4	7/10	1/3	5/7	6/12	0/0	14	5	3	2	22	4	3	2	0	3	0	0		

Goalkeepers		Saves / shots								
#	Surname and name	Tot.	%	9m	6m	Wing	7m	FB	Brk.	LD
1	BUCHELE Marc Julian	4/9	44	1/1	1/1	1/2	0/1	1/3	0/1	
12	HÖLER Frederik	12/34	35	3/4	3/7	4/11	0/2	2/4	0/6	
	TOTAL	16/43	37	4/5	4/8	5/13	0/3	3/7	0/7	0/0

Coach: Emir Kurtagic

Number of attacks: 72, Efficiency: 43%, Average Duration: 24.83 seconds

### Attack by type of defense

	Shots	9m	6m	Wing	TF	E7	E2
On def. 6-0	9/16	5/7	1/2	1/4	3	0	0
On def. 5-1	15/25	4/9	2/2	6/6	19	3	2
Fastbreak	5/7				0	0	0

### Defense by type

	Total	9m	6m	Wing	Stl.	C7	2m
Def. 6-0	20/39	1/10	4/8	8/14	4	3	0
Fastbreak	4/8				0	0	3

### Attack with superiority / minority / goalkeeper out

	Attack				Reaction		
	Att.	Eff.	Shots	TF	FB	LD	Tot.
6 on 6 (GK out)	5	20%	1/4	1	1/1	0/0	1/1
6 on 5 (GK out)	1	100%	1/1	0	0/0	0/0	0/0
6 on 6	63	43%	27/42	21			
6 on 5	3	67%	2/3	0			

Player superiority / GK out counted at the end of attack (in case it changes during attack)

### Defense with superiority / minority / goalkeeper out

	Attack				Reaction		
	Att.	Eff.	Shots	TF	FB	LD	Tot.
6 on 6 (GK out)	1	0%	0/0	1	0/0	0/0	0/0
6 on 6	61	33%	20/40	21			
7 on 5 (GK out)	2	100%	2/2	0	0/0	0/0	0/0
6 on 5 (GK out)	1	100%	1/1	0	0/0	0/0	0/0
6 on 5	4	100%	4/4	0			

Numbers show attacking numbers of opponent. Lower efficiency of opponent means better defense of this team

# Jersey number Tot. Total shooting 6m 6m (line) shooting 9m 9m shooting Wng Wing shooting FB Fastbreak sh. 7m 7m penalty sh.  
 Brk. Breakthrough sh. LD Long distance sh. As. Assists PC Pass clear chance E7 Earned 7m pen. TF Technical faults St. Steals  
 2m 2m punishments C7. Committed 7m E2 Earned 2m pun. YC. Yellow cards R/B Red/Blue cards Blk. Blocks S Starting Line-up



# 10th Men's Youth (U19) World Championship

Croatia

Final Round, 5-6. place



## Match Team Statistics

Match No. 114

## Germany 31 - 27 Portugal

(17 - 12) (14 - 15)

13.8.2023. 15:00

Attendance: 300

Arena Varaždin

Referees: Kristof Altmar (HUN) / Marton Horvath (HUN)

## Shot distribution by player

### 2 T. Gömmel

		3/4

1 post

### 3 T. Anselm

0/3	0/1	
	0/1	1/1

1 post

### 4 K. Funke

1/1		

### 5 M. Günther

1/1		1/1
1/1		

1 post 1 miss.

### 6 F. Haake

	0/1	
1/1		

1 post

### 7 B. Battermann

	1/1	1/1
1/1		1/1
3/4		3/3

### 8 F. Göttler

0/1		
		0/1

### 9 M. Siemer

		3/3
	1/1	0/1
1/1	1/1	2/3

### 10 N. Schley


### 13 A. Preußner

1/1		0/1

### 14 V. Bertl


### 15 K. Leis

1/1	0/1	0/1
		0/1

### 18 J. Schmidt

1/1		
1/1		

### 20 T. Hertzfeld


## TOTAL

2/2	1/1	5/5
2/6	1/4	1/3
9/10	1/2	9/14

4 post 1 miss.

## Saves distribution goalkeepers

### 1 M. Buchele

	1/1	
1/1	0/1	1/2
0/1	1/3	

### 12 F. Höler

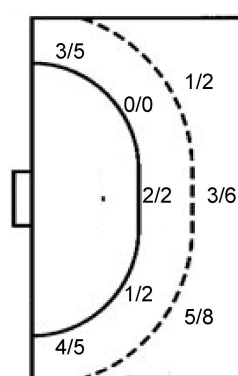
1/4	2/2	0/3
4/4	1/1	1/2
0/2	0/2	3/13

## TOTAL

1/4	3/3	0/3
5/5	1/2	2/4
0/3	1/5	3/13

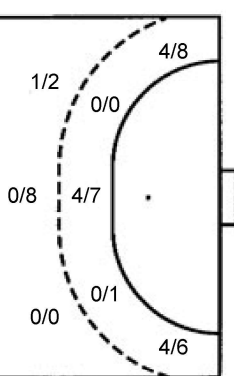
## Shots by position

### ATTACK



7m penalties 1/3  
Fastbreak 5/7  
Breakthrough 6/12  
Long dist. 0/0

### DEFENSE



7m penalties 3/3  
Fastbreak 4/8  
Breakthrough 7/7  
Long dist. 0/0

## Shooting statistics

Position	Goals	Sav.	Miss.	Post	Blk.	Total	%
Back (9m)	9	7	0	0	0	16	56
Line (6m)	3	1	0	0	0	4	75
Wing	7	2	0	1	0	10	70
7m penalties	1	1	1	0	0	3	33
Fastbreak	5	1	0	1	0	7	71
Breakthrough	6	4	0	2	0	12	50
<b>Total</b>	<b>31</b>	<b>16</b>	<b>1</b>	<b>4</b>	<b>0</b>	<b>52</b>	<b>60</b>

# Jersey number Tot. Total shooting 6m 6m (line) shooting 9m 9m shooting Wng Wing shooting FB Fastbreak sh. 7m 7m penalty sh.  
Brk. Breakthrough sh. LD Long distance sh. As. Assists PC Pass clear chance E7 Earned 7m pen. TF Technical faults St. Steals  
2m 2m punishments C7. Committed 7m E2 Earned 2m pun. YC. Yellow cards R/B Red/Blue cards Blk. Blocks S Starting Line-up

Handball statistics and livescore by Toma-soft ltd (www.toma-soft.hr)



# 10th Men's Youth (U19) World Championship

Croatia

Final Round, 5-6. place



Match Team Statistics

Match No. 114

## Germany 31 - 27 Portugal

(17 - 12) (14 - 15)

13.8.2023. 15:00

Attendance: 300

Arena Varaždin

Referees: Kristof Altmar (HUN) / Marton Horvath (HUN)

### Portugal

#	Surname and name	S	Goals / shots								Attack					Def.			Penalties			TP		
			Tot.	%	9m	6m	Wing	7m	FB	Brk.	LD	As.	PC	E7	E2	TF	St.	C7	Blk	YC	2m		R	B
2	FERREIRA José	S	1/4	25			1/3			0/1														15:10
3	MACHADO António	S	2/5	40		2/5									2	1								53:59
4	CALUNGA Ruben										1													3:47
5	LEITE Eduardo		8/9	89	0/1	2/2	3/3		1/1	2/2	1	1			1	1								44:12
7	TEIXEIRA Tomás		0/1	0	0/1						2				2									11:17
8	TEIXEIRA David																							
11	MAGALHAES Joao	S	1/6	17			0/3		1/3							1	2				1			40:05
12	MORGADO Gonçalo	S										1			2									56:51
16	TEIXEIRA Vasco																							1:20
17	OLIVEIRA Nuno	S	5/7	71			4/5		1/2						1									41:26
19	SOUSA Tiago		6/10	60	0/3	0/1		3/3	1/1	2/2	9	7	1		4									43:16
26	MONTEIRO Filipe	S	3/3	100						3/3	1	3	2	3	8	2								57:41
36	GUNES Deniz																							
53	LOURENCO Joao	S	1/5	20	1/5						2	1			1	1					1			43:13
75	COSTA Eduardo																							7:43
86	PODOLSKYY Denis																							
	Team / bench																							
	UKUPNO		27/50	54	1/10	4/8	8/14	3/3	4/8	7/7	0/0	16	13	3	3	22	4	3	0	0	1	1	0	

#	Surname and name	Saves / shots								
		Tot.	%	9m	6m	Wing	7m	FB	Brk.	LD
12	MORGADO Gonçalo	15/44	34	7/15	1/4	2/9		1/6	4/10	
16	TEIXEIRA Vasco	1/3	33	0/1		1/2				
36	GUNES Deniz									
	TOTAL	16/47	34	7/16	1/4	2/9	1/2	4/6	4/10	0/0

Coach: Ricardo Santos

Number of attacks: 69, Efficiency: 39%, Average Duration: 26.11 seconds

### Attack by type of defense

	Shots	9m	6m	Wing	TF	E7	E2
On def. 6-0	20/39	1/10	4/8	8/14	22	3	3
Fastbreak	4/8				0	0	0

### Defense by type

	Total	9m	6m	Wing	Stl.	C7	2m
Def. 6-0	9/16	5/7	1/2	1/4	0	0	0
Def. 5-1	15/25	4/9	2/2	6/6	4	3	0
Fastbreak	5/7				0	0	1

### Attack with superiority / minority / goalkeeper out

	Attack				Reaction		
	Att.	Eff.	Shots	TF	FB	LD	Tot.
6 on 6 (GK out)	1	0%	0/0	1	0/0	0/0	0/0
6 on 6	61	33%	20/40	21			
7 on 5 (GK out)	2	100%	2/2	0	0/0	0/0	0/0
6 on 5 (GK out)	1	100%	1/1	0	0/0	0/0	0/0
6 on 5	4	100%	4/4	0			

Player superiority / GK out counted at the end of attack (in case it changes during attack)

### Defense with superiority / minority / goalkeeper out

	Attack				Reaction		
	Att.	Eff.	Shots	TF	FB	LD	Tot.
6 on 6 (GK out)	5	20%	1/4	1	1/1	0/0	1/1
6 on 5 (GK out)	1	100%	1/1	0	0/0	0/0	0/0
6 on 6	63	43%	27/42	21			
6 on 5	3	67%	2/3	0			

Numbers show attacking numbers of opponent. Lower efficiency of opponent means better defense of this team

# Jersey number Tot. Total shooting 6m 6m (line) shooting 9m 9m shooting Wng Wing shooting FB Fastbreak sh. 7m 7m penalty sh.  
 Brk. Breakthrough sh. LD Long distance sh. As. Assists PC Pass clear chance E7 Earned 7m pen. TF Technical faults St. Steals  
 2m 2m punishments C7. Committed 7m E2 Earned 2m pun. YC. Yellow cards R/B Red/Blue cards Blk. Blocks S Starting Line-up

Handball statistics and livescore by Toma-soft ltd (www.toma-soft.hr)



# 10th Men's Youth (U19) World Championship

## Croatia

### Final Round, 5-6. place



#### Match Team Statistics

Match No. 114

## Germany 31 - 27 Portugal

(17 - 12) (14 - 15)

13.8.2023. 15:00

Attendance: 300

Arena Varaždin

Referees: Kristof Altmar (HUN) / Marton Horvath (HUN)

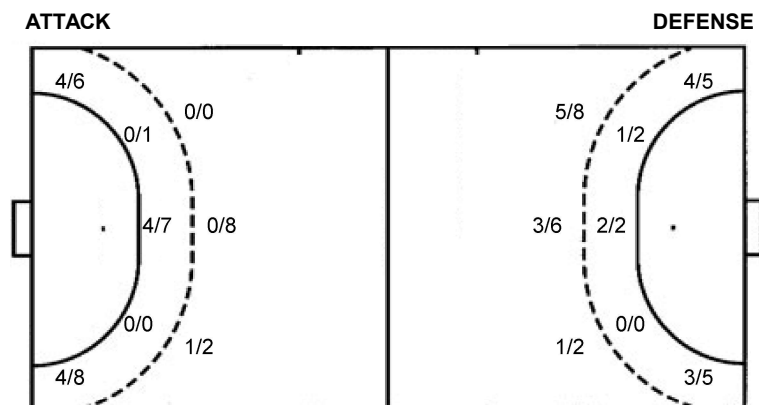
#### Shot distribution by player

<b>2 J. Ferreira</b>	<b>3 A. Machado</b>	<b>4 R. Calunga</b>	<b>5 E. Leite</b>	<b>7 T. Teixeira</b>	<b>8 D. Teixeira</b>	<b>11 J. Magalhaes</b>
0/2 0/1 1/1	1/1 1/4		0/1 1/1 1/1 5/5	0/1		0/2 0/1 1/1 0/1
1 miss.						
<b>17 N. Oliveira</b>	<b>19 T. Sousa</b>	<b>26 F. Monteiro</b>	<b>53 J. Lourenco</b>	<b>75 E. Costa</b>	<b>86 D. Podolsky</b>	<b>TOTAL</b>
1/1 0/1 2/2	0/1 1/1 3/3 2/2	2/2 1/1	0/1 1/2			3/4 0/3 3/3 0/5 1/2 2/4 3/3 4/5 10/13
1 post 1/1 lob	1 post 1 miss. 1 block		1 miss. 1 block			2 post 3 miss. 2 block 1/1 lob

#### Saves distribution goalkeepers

<b>12 G. Morgado</b>	<b>16 V. Teixeira</b>	<b>36 D. Gunes</b>	<b>TOTAL</b>
0/2 4/6 1/10	0/1 1/1 0/1		0/2 4/6 1/10
0/1 3/4 1/2			0/1 3/4 1/2
0/4 1/2 5/13			0/5 2/3 5/14

#### Shots by position



7m penalties 3/3  
Fastbreak 4/8  
Breakthrough 7/7  
Long dist. 0/0

7m penalties 1/3  
Fastbreak 5/7  
Breakthrough 6/12  
Long dist. 0/0

#### Shooting statistics

Position	Goals	Sav.	Miss.	Post	Blk.	Total	%
Back (9m)	1	4	2	1	2	10	10
Line (6m)	4	4	0	0	0	8	50
Wing	8	5	1	0	0	14	57
7m penalties	3	0	0	0	0	3	100
Fastbreak	4	3	0	1	0	8	50
Breakthrough	7	0	0	0	0	7	100
<b>Total</b>	<b>27</b>	<b>16</b>	<b>3</b>	<b>2</b>	<b>2</b>	<b>50</b>	<b>54</b>

# Jersey number Tot. Total shooting 6m 6m (line) shooting 9m 9m shooting Wng Wing shooting FB Fastbreak sh. 7m 7m penalty sh.  
Brk. Breakthrough sh. LD Long distance sh. As. Assists PC Pass clear chance E7 Earned 7m pen. TF Technical faults St. Steals  
2m 2m punishments C7. Committed 7m E2 Earned 2m pun. YC. Yellow cards R/B Red/Blue cards Blk. Blocks S Starting Line-up

